East Hants Aquatic Centre

Issued for Tender
2018-03-01

DRAWING LIST

CIVIL

C-100	EXISTING CONDITIONS PLAN
C-101	SITE GRADING PLAN
C-102	SITE PLAN DETAILS
C-103	SERVICING PLAN
C-104	CONSTRUCTION DETAILS AND NOTES
C-105	EROSION & SEDIMENT CONTROL PLAN

LANDSCAPE

L100	REMOVALS AND PRESERVATION PLAN
L101	LAYOUT AND MATERIALS PLAN
L102	PLANTING PLAN
L401	ENLARGEMENT PLAN - 01
L402	ENLARGEMENT PLAN - 02
L403	ENLARGEMENT PLAN - 03
L404	ENLARGEMENT PLAN - 04
L405	ENLARGEMENT PLAN - 05
L406	ENLARGEMENT PLAN - 06
L407	ENLARGEMENT PLAN - 07
L501	SITE DETAILS
L502	SITE DETAILS
L503	SITE DETAILS
L504	SITE DETAILS
SPL100	SPLASHPAD DRAWINGS

ARCHITECTURE

A001	SITE PLAN
A005	LIFE SAFETY & CODE
A010	NOTES & TYPICAL DETAILS
A101	FLOOR PLANS
A102	U/S SOFFIT AND ROOF PLANS
A110	PLAN DETAILS - EXTERIOR
A111	PLAN DETAILS - EXTERIOR
A112	PLAN DETAILS - EXTERIOR
A115	PLAN DETAILS - INTERIOR
A120	FLOOR TYPES PLAN - BASEMENT AND LEVEL 1
A150	RCP AND TYP CEILING DETAILS
A200	BUILDING ELEVATIONS
A300	BUILDING SECTIONS
A301	BUILDING CROSS-SECTIONS
A315	WALL SECTIONS - ENVELOPE
A316	WALL SECTIONS - ENVELOPE
A317	WALL SECTIONS - ENVELOPE
A318	WALL SECTION & SKYLIGHT DETAILS
A330	SECTION DETAILS - EXTERIOR
A331	SECTION DETAILS - EXTERIOR
A332	SECTION DETAILS - EXTERIOR
A333	SECTION DETAILS - EXTERIOR
A334	SECTION DETAILS - EXTERIOR
A350	WALL SECTIONS - INTERIOR
A351	WALL SECTIONS - INTERIOR
A360	SECTION DETAILS - CEILINGS
A361	SECTION DETAILS - CEILING - CHANGEROOMS
A400	WC, CHANGEROOM AND ADMIN. DRAWINGS
A401	CHANGEROOM, WC AND TILE DETAILS
A402	CHANGEROOM, WC AND TILE DETAILS
A450	POOL LAYOUT PLANS, SECTIONS & HANDRAILS
A451	POOL DETAILS
A452	SLIDE DRAWINGS AND DETAILS
A460	MECHANICAL ENCLOSURE PLAN, SECTIONS, & DETAILS
A461	EXTERIOR BASEMENT STAIR PLAN & DETAILS
A500	INTERIOR ELEVATIONS
A501	INTERIOR ELEVATIONS
A600	INTERIOR STAIR PLANS, SECTIONS AND DETAILS
A700	DOOR AND FRAME TYPES, DETAILS & SCHEDULE
A710	EXTERIOR SCREEN SCHEDULE
A720	INTERIOR SCREEN SCHEDULE
A800	ROOM FINISH SCHEDULE
A900	MILLWORK DRAWINGS
A901	MILLWORK DRAWINGS
A902	MILLWORK DRAWINGS
A950	EXTERIOR SIGNAGE - LOCATION PLAN
A951	INTERIOR SIGNAGE - LOCATION PLANS
A952	INTERIOR SIGNAGE - VINYL, REGULATORY

STRUCTURAL

S100	FOUNDATION PLAN
S101	NOTES AND TYPICAL DETAILS
S102	GROUND FLOOR PLAN
S103	INTERMEDIATE AND ROOF FRAMING PLANS
S200	SECTIONS
S201	SECTIONS
S202	SECTIONS
S300	ELEVATIONS
S301	ELEVATIONS

MECHANICAL

M001	MECHANICAL DRAWING LIST AND LEGENDS
M002	MECHANICAL STANDARD DETAILS
M003	MECHANICAL STANDARD DETAILS
M004	MECHANICAL STANDARD DETAILS
M005	MECHANICAL STANDARD DETAILS
M100	MECHANICAL SITE PLAN
M200	MECHANICAL SCHEMATICS
M201	POOL SCHEMATICS
M202	POOL SCHEMATIC AND DETAILS
M203	PLUMBING SCHEMATICS
M300	LEVEL 1 BELOW GRADE - PLUMBING AND DRAINAGE
M300U	BELOW GRADE PLUMBING AND DRAINAGE
M301	LEVEL 1 PLUMBING AND DRAINAGE
M302	ROOF PLAN - MECHANICAL
M400	BASEMENT - H.V.A.C.
M401	LEVEL 1 - H.V.A.C.
M500	BASEMENT - FIRE PROTECTION
M501	LEVEL 1 - FIRE PROTECTION
M600	PART PLAN AND DETAILS
M600A	PART PLAN AND DETAILS
M601	PART PLAN AND DETAILS
M602	PART PLAN AND DETAILS

ELECTRICAL

E000	DRAWING LIST AND LEGEND
E001	LEGENDS AND STANDARD DETAILS
E002	STANDARD DETAILS
E100	ELECTRICAL SITE PLAN
E200	SINGLE LINE AND GROUNDING RISER DIAGRAM
E201	FIRE ALARM RISER AND COMMUNICATIONS RISER
E202	SECURITY RISER AND LIGHTING CONTROL SCHEMATIC
E300	POWER AND SYSTEMS
E400	LIGHTING AND FIRE ALARM
E600	ELECTRICAL PART PLANS AND SCHEDULES

Contractor must check and verify all dimensions on the job, and report any discrepancies to the Architect before proceeding with the work.

Do not scale this drawing.

REVISIONS AND ISSUES

REV	DESCRIPTION	DATE
1	Issued for Tender	2018-03-01

MJMA
maclennan jaunkalns miller architects
425 adelaide street west level 6
toronto ontario m5v 3c1
416 593 6796
www.mjmarchitects.com

TEAL Architects+Planners
1660 Hollis Street, Suite 1101
Halifax, Nova Scotia B3J 1V7
www.tealarchitects.com

CAMPBELL COMEAU ENGINEERING LTD.
STRUCTURAL ENGINEERS
2719 GLADSTONE STREET, SUITE 110
HALIFAX NS, B3K 4W6
T: 902 429 5454 F:902 444 3099

Smith + Andersen
MECHANICAL ENGINEERS
500-4211 Yonge Street
Toronto, Ontario, M2P 2A9
T: 416 487 8151 F: 416 487 9104

Smith + Andersen
ELECTRICAL ENGINEERS
1969 Upper Water Street, Suite 1905
Halifax, Nova Scotia, B3J 3R7
T: 902 440 0981 F: 416 487 9104

Strum Consulting
CIVIL ENGINEERS
Rollside, 1355 Bedford Highway
Bedford, NS B4A 1C5
T: 902 835 5560 F: 902 835 5574

EAST HANTS
We live it!

Municipality of East Hants
Parks, Recreation and Culture
Lloyd E Matheson Centre
15 Commerce Court
Elmsdale, NS B2S 3K5
T: 902 883-7098

KEYPLAN

NORTH ARROW

PROJECT TITLE
East Hants Aquatic Centre

Commerce Court, Elmsdale, NS

DRAWING TITLE
COVER

SCALE

DATE
2018-03-01

PROJECT NUMBER
1609

DRAWING NUMBER
A000

2018-02-27 6:08:53 PM
BIM 360://1609-EHAC/1609-EHAC-Arch-CAD-R17.rvt

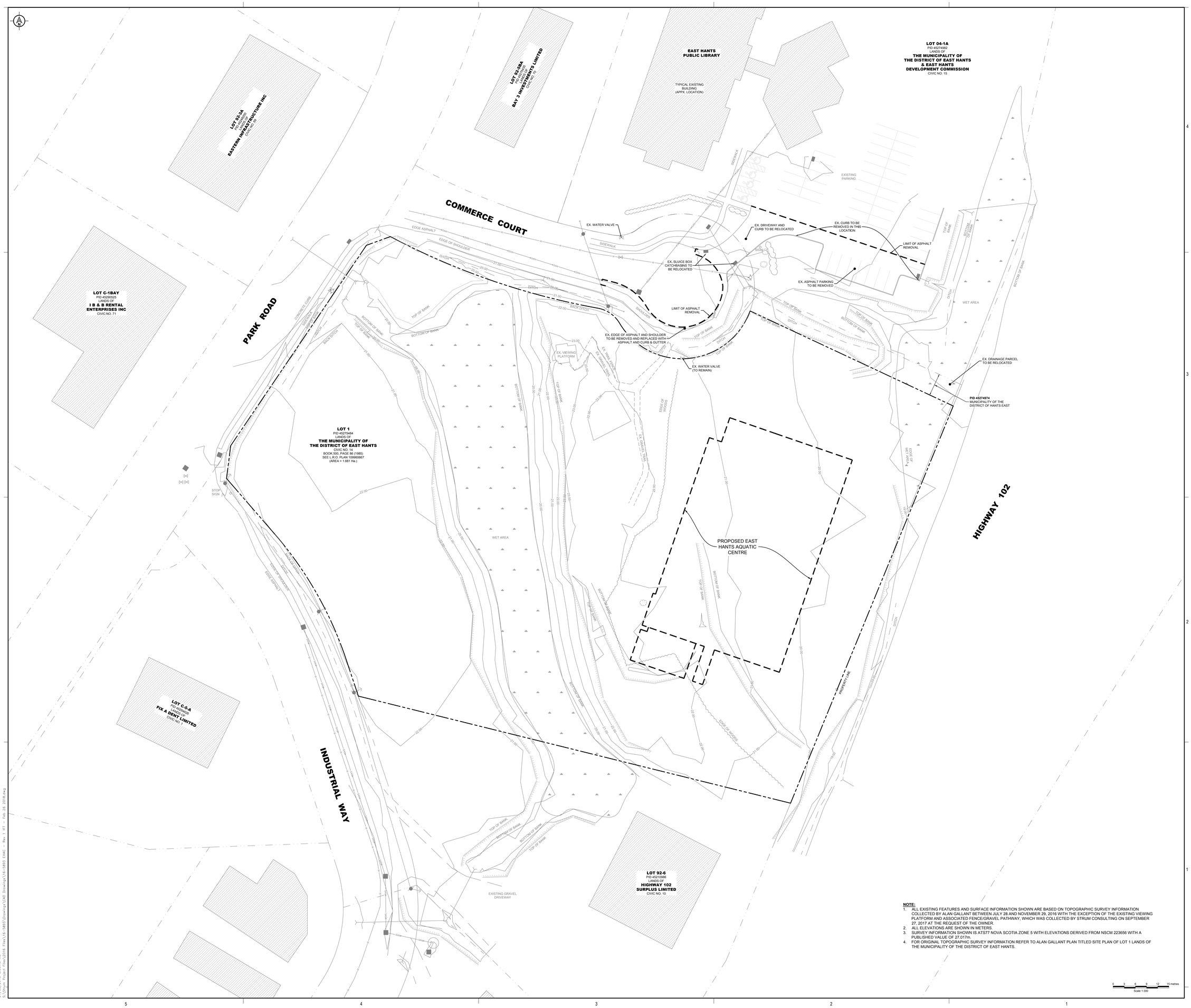

NOTE:

1. ALL EXISTING FEATURES AND SURFACE INFORMATION SHOWN ARE BASED ON TOPOGRAPHIC SURVEY INFORMATION COLLECTED BY ALAN GALLANT BETWEEN JULY 28 AND NOVEMBER 29, 2016 WITH THE EXCEPTION OF THE EXISTING VIEWING PLATFORM AND ASSOCIATED FENCE/GRAVEL PATHWAY, WHICH WAS COLLECTED BY STRUM CONSULTING ON SEPTEMBER 27, 2017 AT THE REQUEST OF THE OWNER.
2. ALL ELEVATIONS ARE SHOWN IN METERS.
3. SURVEY INFORMATION SHOWN IS ATS77 NOVA SCOTIA ZONE 5 WITH ELEVATIONS DERIVED FROM NSCM 223656 WITH A PUBLISHED VALUE OF 27.017m.
4. FOR ORIGINAL TOPOGRAPHIC SURVEY INFORMATION REFER TO ALAN GALLANT PLAN TITLED SITE PLAN OF LOT 1 LANDS OF THE MUNICIPALITY OF THE DISTRICT OF EAST HANTS.

0 3 6 9 12 15 metres
Scale 1:300

Contractor must check and verify all dimensions on the job, and report any discrepancies to the Architect before proceeding with the work.

Do not scale this drawing.

REVISIONS AND ISSUES

REV	DESCRIPTION	DATE
1	ISSUED FOR TENDER	2018-03-01

MJMA
maclennan jaunkains miller architects
425 adelaide street west level 6
toronto ontario m5v 3c1
416 593 6796
www.mjmarchitects.com

TEAL Architects+Planners
1660 Hollis Street, Suite 1101
Halifax, Nova Scotia B3J 1V7
www.tealarchitects.com

CAMPBELL COMEAU ENGINEERING LTD.
STRUCTURAL ENGINEERS
2719 GLADSTONE STREET, SUITE 110
HALIFAX NS, B3K 4W6
T: 902 429 5454 F:902 444 3099

Smith + Andersen
MECHANICAL ENGINEERS
500-4211 Yonge Street
Toronto, Ontario, M2P 2A9
T: 416 487 8151 F: 416 487 9104

Smith + Andersen
ELECTRICAL ENGINEERS
1969 Upper Water Street, Suite 1905
Halifax, Nova Scotia, B3J 3R7
T: 902 440 0981 F: 416 487 9104

Strum Consulting
CIVIL ENGINEERS
Robichaud, 1355 Bedford Highway
Bedford, NS B4A 1C5
T: 902 835 5560 F: 902 835 5574

EAST HANTS
We live it!

Municipality of East Hants
Parks, Recreation and Culture
Lloyd E Matheson Centre
15 Commerce Court
Elmsdale, NS B25 3K5
T: 902 883-7098

KEYPLAN

NORTH ARROW

REGISTERED PROFESSIONAL ENGINEER
DATE: MAR 1 2018
J.W. BARNHILL
7511
PROVINCE OF NOVA SCOTIA

PROJECT TITLE
East Hants Aquatic Centre
Commerce Court, Elmsdale, NS

DRAWING TITLE
EXISTING CONDITIONS PLAN

SCALE
1:300

DATE
2018-02-12

PROJECT NUMBER
16-5893

DRAWING NUMBER
C-100

27/02/2018 8:56:42 AM
S:\Strum Project Files\2016 Files\16-5893\Drawings\CAD Drawings\16-5893 EHAC - Rev 1 IFT - Feb 26 2018.dwg

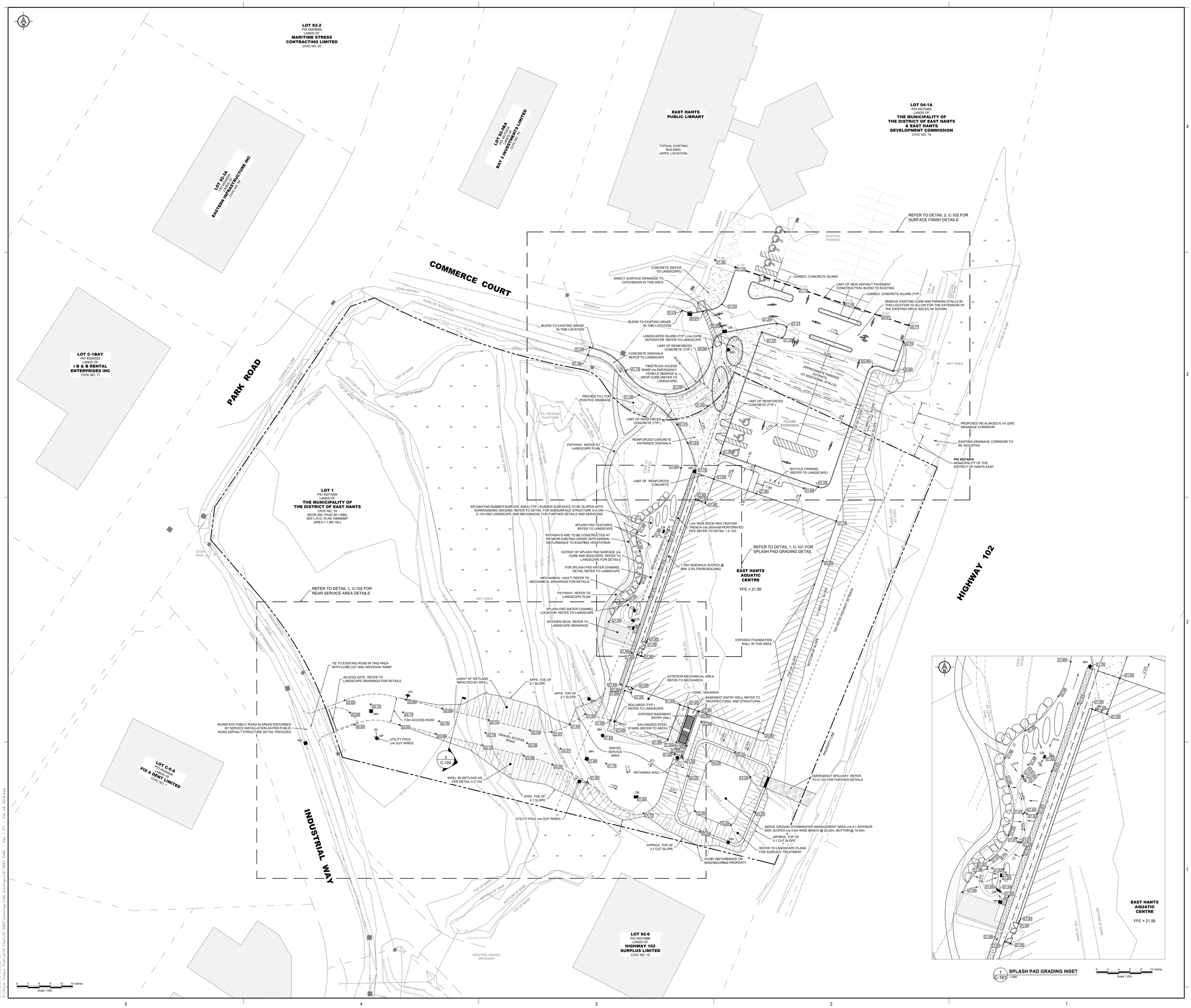

1 C-101 SPLASH PAD GRADING INSET
1:200

Scale 1:200

Contractor must check and verify all dimensions on the job, and report any discrepancies to the Architect before proceeding with the work.

Do not scale this drawing.

REVISIONS AND ISSUES

REV	DESCRIPTION	DATE
1	ISSUED FOR TENDER	2018-03-01

MJMA
maclennan jaunkalns miller architects
425 adelaide street west level 6
toronto ontario m5v 3c1
416 593 6796
www.mjmarchitects.com

TEAL Architects+Planners
1660 Hollis Street, Suite 1101
Halifax, Nova Scotia B3J 1V7
www.tealarchitects.com

CAMPBELL COMEAU ENGINEERING LTD.
STRUCTURAL ENGINEERS
2719 GLADSTONE STREET, SUITE 110
HALIFAX NS, B3K 4W6
T: 902 429 5454 F:902 444 3099

Smith + Andersen
MECHANICAL ENGINEERS
500-4211 Yonge Street
Toronto, Ontario, M2P 2A9
T: 416 487 8151 F: 416 487 9104

Smith + Andersen
ELECTRICAL ENGINEERS
1969 Upper Water Street, Suite 1905
Halifax, Nova Scotia, B3J 3R7
T: 902 440 0981 F: 416 487 9104

Strum Consulting
CIVIL ENGINEERS
Rollside, 1355 Bedford Highway
Bedford, NS B4A 1C5
T: 902 835 5560 F: 902 835 5574

EAST HANTS
We live it!

Municipality of East Hants
Parks, Recreation and Culture
Lloyd E. Matheson Centre
15 Commerce Court
Elmsdale, NS B2S 3K5
T: 902 883-7098

KEYPLAN

NORTH ARROW

PROJECT TITLE
East Hants Aquatic Centre
Commerce Court, Elmsdale, NS

DRAWING TITLE
SITE GRADING PLAN

SCALE
AS NOTED

DATE
2018-02-12

PROJECT NUMBER
16-5893

DRAWING NUMBER
C-101

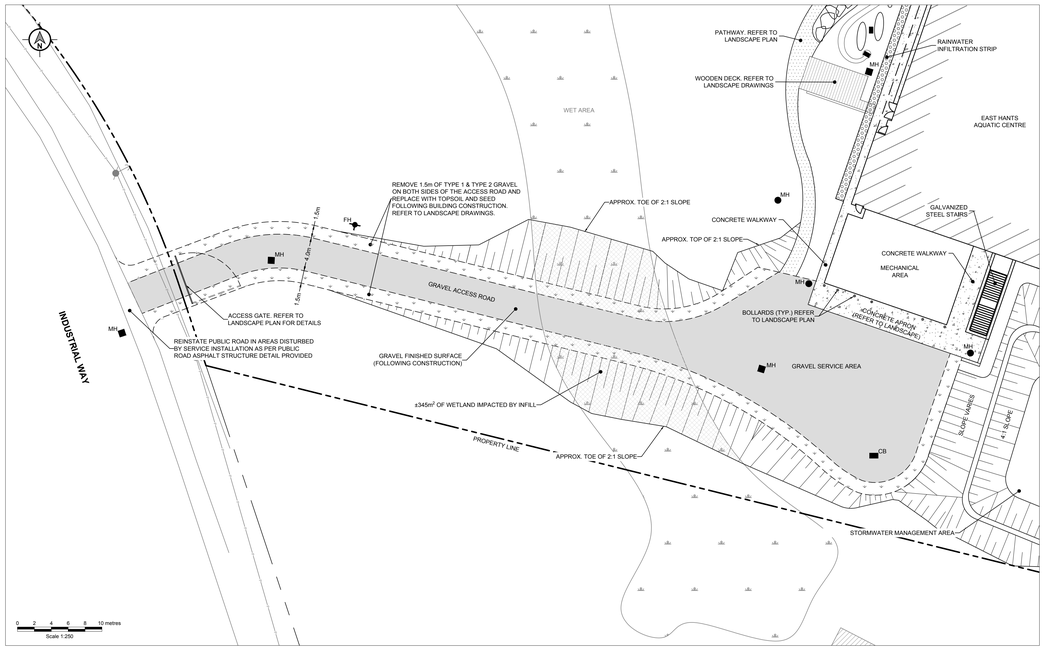

1 C-102 REAR SERVICE AREA FINISHED SURFACE PLAN 1:250

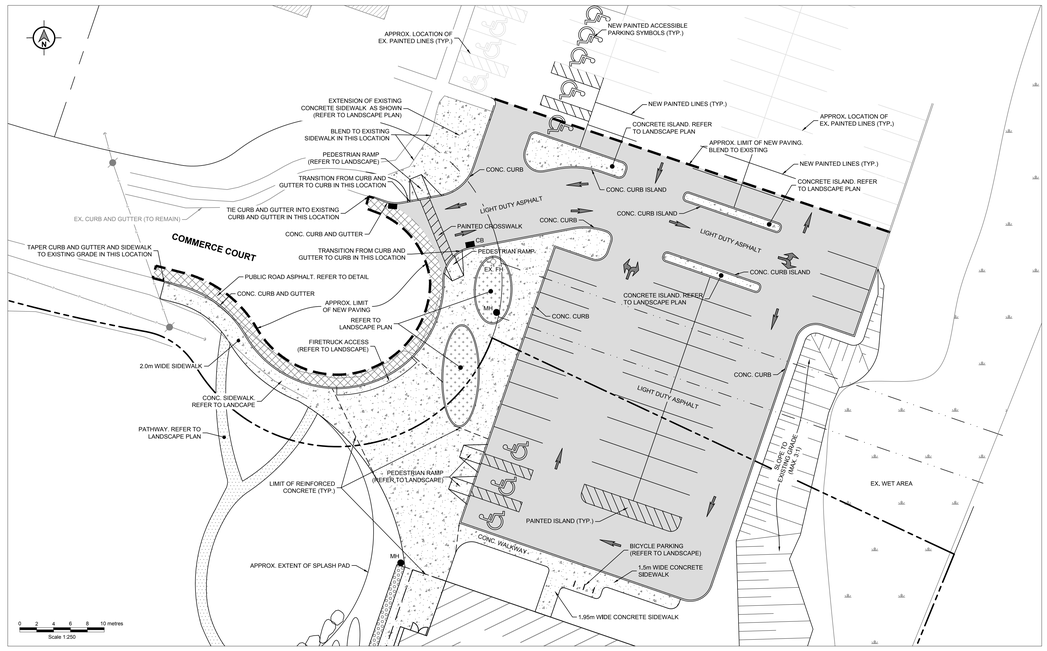

2 C-102 BUILDING ENTRY SURFACE FINISHING PLAN 1:250

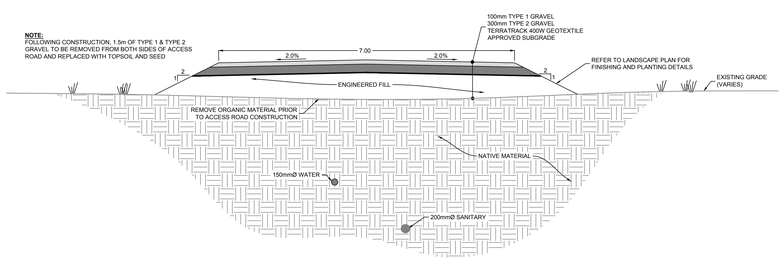

3 C-102 ACCESS ROAD CROSS SECTION NTS

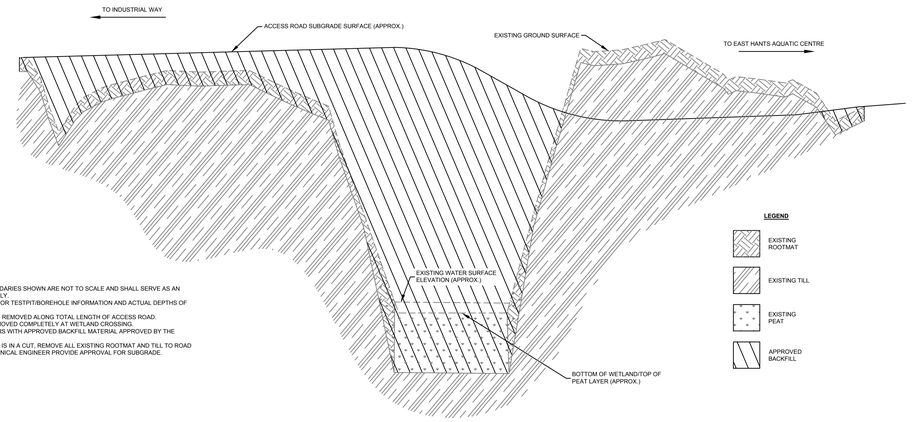

NOTES:
1. ALL SOIL LAYERS AND STRATA BOUNDARIES SHOWN ARE NOT TO SCALE AND SHALL SERVE AS AN APPROXIMATE REPRESENTATION ONLY.
2. REFER TO GEOTECHNICAL REPORT FOR TESTPIT/BOREHOLE INFORMATION AND ACTUAL DEPTHS OF MEASURED SOIL LAYERS.
3. EXISTING ROOTMAT LAYER SHALL BE REMOVED ALONG TOTAL LENGTH OF ACCESS ROAD.
4. EXISTING PEAT LAYER SHALL BE REMOVED COMPLETELY AT WETLAND CROSSING.
5. REPLACE ROOTMAT AND PEAT LAYERS WITH APPROVED BACKFILL MATERIAL APPROVED BY THE GEOTECHNICAL ENGINEER.
6. IN AREAS WHERE THE ACCESS ROAD IS IN A CUT, REMOVE ALL EXISTING ROOTMAT AND TILL TO ROAD SUBGRADE AND HAVE THE GEOTECHNICAL ENGINEER PROVIDE APPROVAL FOR SUBGRADE.

4 C-102 ACCESS ROAD PROFILE - CONSTRUCTION DETAIL NTS

Contractor must check and verify all dimensions on the job, and report any discrepancies to the Architect before proceeding with the work.

Do not scale this drawing.

REVISIONS AND ISSUES

REV	DESCRIPTION	DATE
1	ISSUED FOR TENDER	2018-03-01

MJMA
maclennan jaunkalns miller architects
425 adelaide street west level 6
toronto ontario m5v 3c1
416 593 6796
www.mjmarchitects.com

TEAL Architects+Planners
1660 Hollis Street, Suite 1101
Halifax, Nova Scotia B3J 1V7
www.tealarchitects.com

CAMPBELL COMEAU ENGINEERING LTD.
STRUCTURAL ENGINEERS
2719 GLADSTONE STREET, SUITE 110
HALIFAX NS, B3K 4W6
T: 902 429 5454 F:902 444 3099

Smith + Andersen
MECHANICAL ENGINEERS
500-4211 Yonge Street
Toronto, Ontario, M2P 2A9
T: 416 487 8151 F: 416 487 9104

Smith + Andersen
ELECTRICAL ENGINEERS
1969 Upper Water Street, Suite 1905
Halifax, Nova Scotia, B3J 3R7
T: 902 440 0981 F: 416 487 9104

Strum Consulting
CIVIL ENGINEERS
Robbins, 1355 Bedford Highway
Bedford, NS B4A 1C5
T: 902 835 5560 F: 902 835 5574

EAST HANTS
We live it!

Municipality of East Hants
Parks, Recreation and Culture
Lloyd E Matheson Centre
15 Commerce Court
Elmsdale, NS B25 3K5
T: 902 883-7098

KEYPLAN

NORTH ARROW

PROJECT TITLE
East Hants Aquatic Centre
Commerce Court, Elmsdale, NS

DRAWING TITLE
SITE PLAN DETAILS

SCALE
AS NOTED

DATE
2018-02-12

PROJECT NUMBER
16-5893

DRAWING NUMBER
C-102

27/03/2018 8:51:01 AM
S:\Strum Project Files\2016 Files\16-5893\Drawings\CAD Drawings\16-5893 EHAC - Rev 1 IFT - Feb 26 2018.dwg

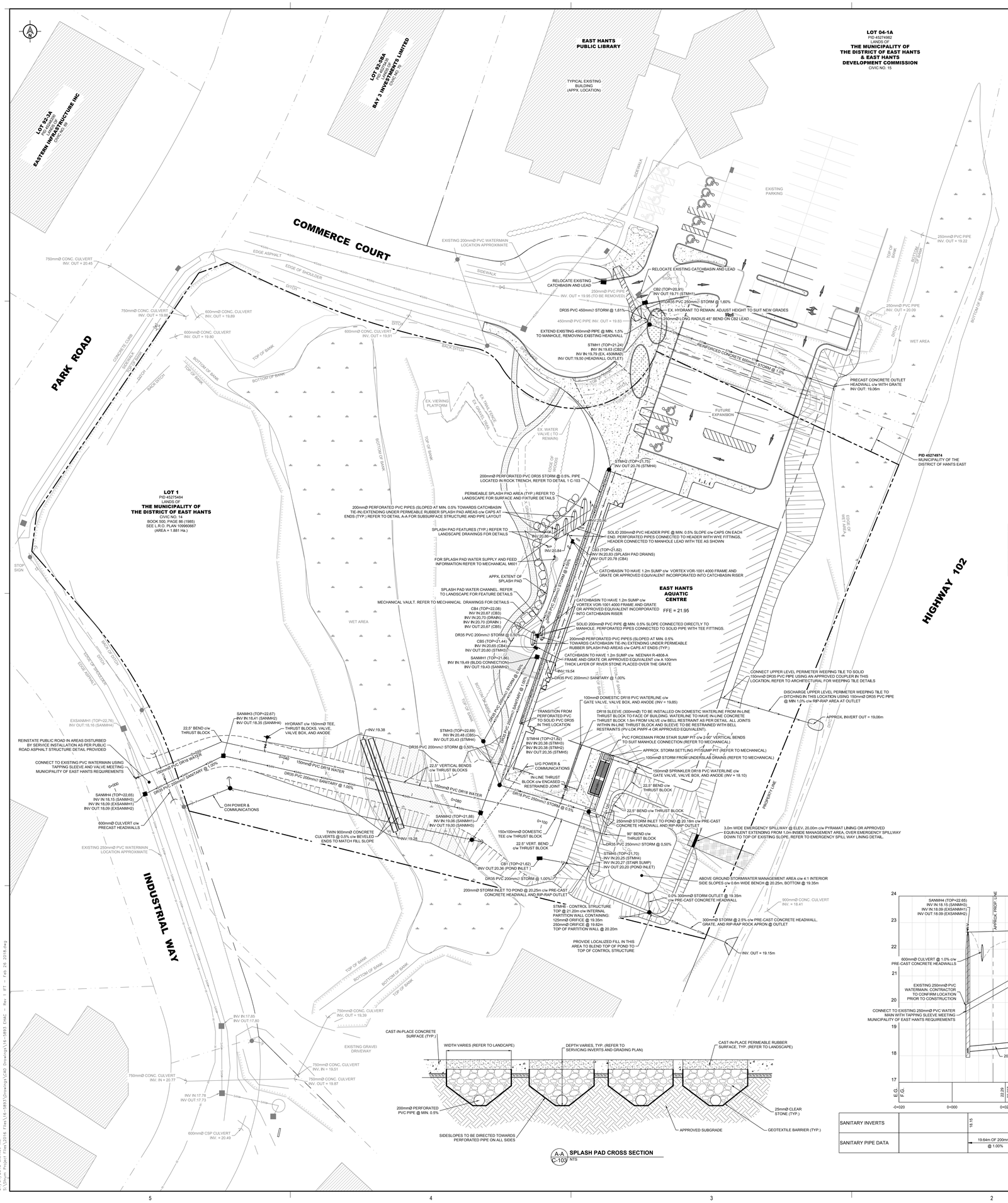

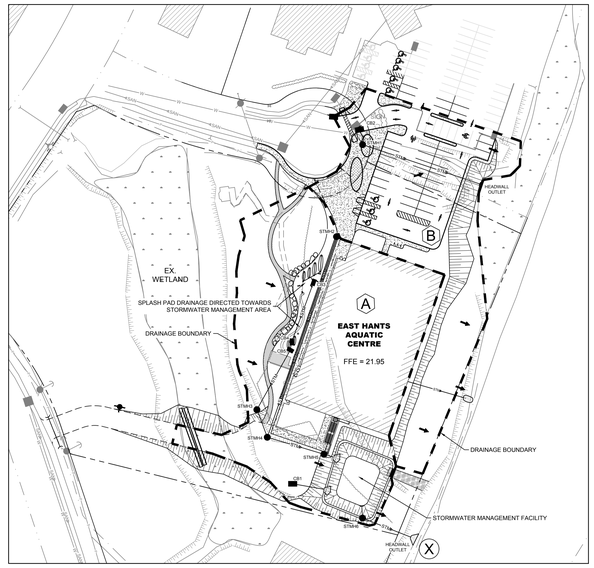

2 C-103 **STORMWATER MANAGEMENT PLAN**
NTS

SUBCATCHMENT AREAS AND RUNOFF COEFFICIENTS (USDA (SCS) METHOD)					
DEVELOPMENT CONDITION	SUBCATCHMENT AREA		WEIGHTED RUNOFF COEFFICIENT (CN)	DESCRIPTION	TIME OF CONCENTRATION (min)
PRE-DEVELOPMENT	A + B	10,437 m^2	77	WOODS AND GRASS COMBINATION WITH MINIMAL ASPHALT PARKING LOT	15
POST-DEVELOPMENT	A	6,193 m^2	87	ASPHALT PARKING LOT WITH GRASS COVER	5
	B	4,244 m^2	87	PROPOSED BUILDING ROOF, CONCRETE WALKWAYS, GRAVEL ASSCESS ROAD, GRASS COVER, AND EXISTING WOODS AND GRASS AREAS	5

STORM DRAINAGE ANALYSIS - USDA (SCS) METHOD								
	FLOW POINT	TRIBUTARY AREA		WEIGHTED RUNOFF COEFFICIENT (CN)	TIME OF CONCENTRATION (min)	5YR STORM PEAK FLOW (L/s)	10YR STORM PEAK FLOW (L/s)	100YR STORM PEAK FLOW (L/s)
PRE-DEVELOPMENT	X	A + B	10,436	77	15	43.5	53.4	85.9
POST-DEVELOPMENT	X	A + B	10,436	87	5	43.5	49.6	82.9

STORMWATER MANAGEMENT NOTES

1. STORM WATER MODELED USING STORM AND SANITARY ANALYSIS SOFTWARE, USING THE SCS TR-55 WITH A 24HR MODIFIED CHICAGO STORM HYETOGRAPH.
2. HALIFAX INTERNATIONAL AIRPORT - SHORT DURATION RAINFALL INTENSITY-DURATION-FREQUENCY DATA. 24HR DURATION.
   - 100 YEAR STORM - TOTAL RAINFALL: 126.5mm
   - 10 YEAR STORM - TOTAL RAINFALL: 96.3mm
   - 5 YEAR STORM - TOTAL RAINFALL: 86.6mm
3. STORM WATER MANAGEMENT AREA TO BE CONSTRUCTED TO BE USED AS A RETENTION FACILITY TO BALANCE PRE AND POST DEVELOPMENT FLOWS. CONTROL MANHOLE STRUCTURE TO BE PROVIDED WITH INLET CONTROL DEVICES TO LIMIT FLOW LEAVING SITE.
   - 5 YEAR STORAGE = 113.8m³, PEAK WATER SURFACE ELEVATION =19.81m
   - 10 YEAR STORAGE = 132.7m³, PEAK WATER SURFACE ELEVATION =19.87m
   - 100 YEAR STORAGE =171.2m³, PEAK WATER SURFACE ELEVATION = 19.98m
4. FLOW FROM A & B ARE NOT INDIVIDUALLY PRE/POST BALANCED, OVERALL FLOW LEAVING THE SITE AND GATHERING AT POINT X ARE BALANCED IN THE 5, 10, AND 100 YEAR EVENTS.
5. NOT ALL TRIBUTARY AREAS AT THE EXISTING HIGHWAY 102 CROSS CULVERT (POINT X) HAVE BEEN INCLUDED IN ANALYSIS, ONLY AREAS WHICH HAVE BEEN ALTERED BY THE PROPOSED DEVELOPMENT ARE CONSIDERED IN PRE/POST BALANCING.

X FLOW TO POINT
A DRAINAGE AREA IDENTIFIER
FLOW DIRECTION

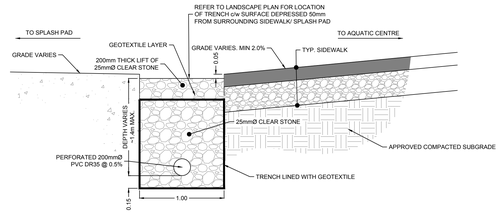

1 C-103 **ROCK INFILTRATION TRENCH**
NTS

A-A C-103 **SPLASH PAD CROSS SECTION**
NTS

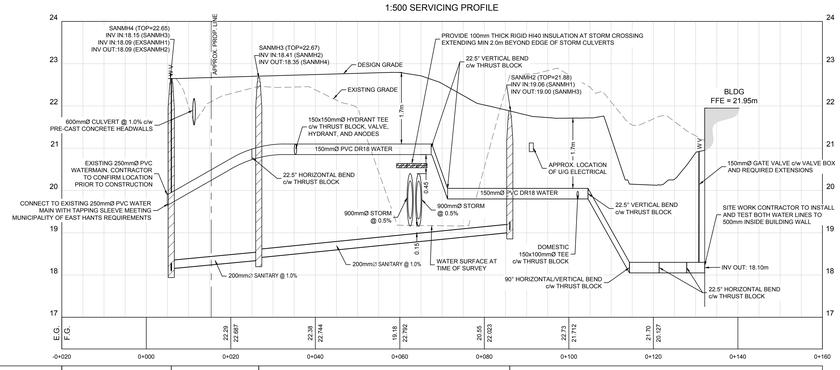

SANITARY INVERTS		18.15 / 18.35	18.41	19.00	
SANITARY PIPE DATA		19.64m OF 200mmØ @ 1.00%		59.43m OF 200mmØ @ 1.00%	

Contractor must check and verify all dimensions on the job, and report any discrepancies to the Architect before proceeding with the work.

Do not scale this drawing.

REVISIONS AND ISSUES

REV	DESCRIPTION	DATE
1	ISSUED FOR TENDER	2018-03-01

MJMA
maclennan jaunkalns miller architects
425 adelaide street west level 6
toronto ontario m5v 3c1
416 593 6796
www.mjmarchitects.com

TEAL Architects+Planners
1660 Hollis Street, Suite 1101
Halifax, Nova Scotia B3J 1V7
www.tealarchitects.com

CAMPBELL COMEAU ENGINEERING LTD.
STRUCTURAL ENGINEERS
2719 GLADSTONE STREET, SUITE 110
HALIFAX NS, B3K 4W6
T: 902 429 5454 F:902 444 3099

Smith + Andersen
MECHANICAL ENGINEERS
500-4211 Yonge Street
Toronto, Ontario, M2P 2A9
T: 416 487 8151 F: 416 487 9104

Smith + Andersen
ELECTRICAL ENGINEERS
1969 Upper Water Street, Suite 1905
Halifax, Nova Scotia, B3J 3R7
T: 902 440 0981 F: 416 487 9104

Strum Consulting
CIVIL ENGINEERS
Robbins, 1355 Bedford Highway
Bedford, NS B4A 1C5
T: 902 835 5560 F: 902 835 5574

EAST HANTS
We live it!

Municipality of East Hants
Parks, Recreation and Culture
Lloyd E Matheson Centre
15 Commerce Court
Elmsdale, NS B25 3K5
T: 902 883-7098

KEYPLAN

NORTH ARROW

PROFESSIONAL ENGINEER
DATE: MAR 1, 2018
C. M. MACKINNON
7511
PROVINCE OF NOVA SCOTIA

Scale 1:300

PROJECT TITLE
East Hants Aquatic Centre
Commerce Court, Elmsdale, NS

DRAWING TITLE
SERVICING PLAN

SCALE
AS NOTED

DATE
2018-02-12

PROJECT NUMBER
16-5893

DRAWING NUMBER
C-103

27/02/2018 8:43:00 AM
S:\Share Project Files\2016 Files\16-5893\Drawings\CAD Drawings\16-5893 SWMC - Rev 1 IFT - Feb 26 2018.dwg

TYPICAL CONSTRUCTION MATERIAL SPECIFICATIONS:

NOTE:
MATERIALS SHALL NOT BE SUBSTITUTED UNLESS PRIOR WRITTEN APPROVAL IS GIVEN BY THE PROJECT ENGINEER.

SANITARY LATERALS	PVC DR28 (UP TO 150mmØ), DR35 OTHERWISE, SIZE AS INDICATED, WHITE.
WATERMAIN	PVC AWWA C900 CLASS 150 WITH EQUIVALENT CAST IRON OUTSIDE DIAMETER. SIZE AS INDICATED. BLUE. TRACE WIRE SYSTEM INCLUDED. ANODES SHALL BE INSTALLED AT ALL VALVES, HYDRANTS, AND COPPER SERVICES. FITTINGS SHALL BE TO AWWA C104, C110, C111, AND C153. NON-PVC FITTINGS USED WITH PVC PIPE SHALL BE WRAPPED WITH ANTI-CORROSION TAPE OR APPROVED EQUAL.
CATCH BASIN LEADS	PVC DR35, SIZE AS INDICATED, GREEN PVC DR18, WHERE INDICATED
STORM WATER LATERALS	PVC DR35, SIZE AS INDICATED, GREEN PVC DR18, WHERE INDICATED
CULVERTS	CSA A257.2 65D, SIZE AS INDICATED
MANHOLES	1050mmØ UNLESS OTHERWISE NOTED PRECAST SECTIONS MEETING ASTM C-478 WITH O-RING GASKETS. COVERS SHALL BE IMP R-10 OR EQUIVALENT (ROUND). ADJUSTABLE FRAME SHALL BE USED IN ASPHALT AREAS.
CATCH BASINS	1050mm DIA. PRECAST CONCRETE WITH 450mm SUMP MEETING ASTM C-478. FRAMES AND GRATES SHALL BE IMP S-401 OR EQUIVALENT (TYPICAL SQUARE)

GENERAL CONSTRUCTION NOTES:

1. ALL WORK IS TO BE CARRIED OUT IN ACCORDANCE WITH THE LATEST ADDITION OF THE FOLLOWING:
   - THE PROJECT SPECIFICATIONS
   - STANDARD SPECIFICATIONS FOR MUNICIPAL SERVICES, PROVIDED BY THE NOVA SCOTIA ROAD BUILDERS ASSOCIATION AND CONSULTING ENGINEERS NOVA SCOTIA.
   - REQUIREMENTS OF THE NOVA SCOTIA DEPARTMENT OF ENVIRONMENT.
   - NOVA SCOTIA OCCUPATIONAL HEATH & SAFETY ACT.
   - THE MOST RECENT VERSION OF THE MUNICIPALITY OF THE DISTRICT OF EAST HANTS MUNICIPAL SERVICES SYSTEMS GENERAL SPECIFICATIONS
2. INSTALLATION AND TESTING OF ALL SERVICES SHALL BE PERFORMED IN ACCORDANCE WITH THE LATEST ADDITION OF THE STANDARD SPECIFICATIONS OF MUNICIPAL SERVICES AND THE MUNICIPALITY OF THE DISTRICT OF EAST HANTS MUNICIPAL SERVICES SYSTEMS GENERAL SPECIFICATIONS.
3. ALL WORK COMPLETED WITHIN AND ADJACENT TO THE WETLAND SHALL BE DONE IN ACCORDANCE WITH NOVA SCOTIA ENVIRONMENT STANDARDS AND THE PROVISIONS PRESENTED WITHIN THE WETLAND ALTERATION APPLICATION AND APPROVAL.
4. CONTRACTOR IS RESPONSIBLE TO OBTAIN ALL NECESSARY PERMITS REQUIRED TO PERFORM WORK AND TO COMPLY WITH ALL PERMIT REQUIREMENTS.
5. CONTRACTOR SHALL COORDINATE WITH POWER AND TELEPHONE UTILITIES REGARDING EXISTING CONDUIT LOCATIONS AND REPORT ANY CONFLICTS TO PROJECT ENGINEER.
6. SURVEY COMPLETED BY ALAN GALLANT IN JULY & NOVEMBER 2016. ALL ELEVATIONS ARE IN METERS AND ARE GEODETICALLY REFERENCED TO NOVA SCOTIA CONTROL MONUMENT NSCM 23656 WITH A PUBLISHED ELEVATION OF 27.017m.
7. THE CONTRACTOR SHALL EXAMINE ALL DRAWINGS, VERIFY ALL DIMENSIONS AND REPORT ANY DISCREPANCIES TO THE ENGINEER BEFORE PROCEEDING WITH WORK.
8. LOCATION OF EXISTING SERVICES WHERE INDICATED ARE FOR GUIDANCE ONLY. CONTRACTOR IS RESPONSIBLE TO VERIFY ALL SERVICES IN THE FIELD. DISCREPANCIES SHALL BE REPORTED IMMEDIATELY TO THE PROJECT ENGINEER.
9. ALL NECESSARY SEDIMENT AND EROSION CONTROL MEASURES TO BE INSTALLED PRIOR TO COMMENCEMENT OF WORK AND ARE TO BE IN ACCORDANCE WITH THE NOVA SCOTIA DEPARTMENT OF ENVIRONMENT STANDARDS.
10. CONTRACTOR SHALL ADVISE ENGINEER AT LEAST 24 HOURS IN ADVANCE OF ANY SERVICE INSTALLATION. NO WATER, WASTEWATER OR STORMWATER PIPE WORK SHALL BE BURIED UNTIL APPROVAL IS GIVEN BY THE ENGINEER.
11. THE CONTRACTOR SHALL BE RESPONSIBLE FOR ANY TRAFFIC CONTROL AND SAFETY MEASURES DURING WORK.
12. THE CONTRACTOR SHALL BE RESPONSIBLE TO PROTECT ALL EXCAVATIONS FROM INCLEMENT WEATHER (RAIN, FROST ETC.)
13. SURFACE WATER TO BE DIRECTED TOWARDS EROSION CONTROL DEVICES.
14. GEOTECHNICAL WORKS TO BE CERTIFIED BY THE PROJECT GEOTECHNICAL ENGINEER. REFER TO CONQUEST ENGINEERING REPORT DATED AUGUST 11, 2016.
15. CONTRACTOR TO REINSTATE ALL AREAS DISTURBED DURING CONSTRUCTION TO PRE-CONSTRUCTION (OR BETTER) CONDITION.
16. SURFACE WATER TO BE DIRECTED TOWARDS CATCH BASINS. CATCH BASINS TO BE INSTALLED IN LOCAL DEPRESSION.
17. ALL GATE VALVES TO CLOSE IN THE CLOCKWISE DIRECTION.

SERVICE TESTING NOTES:

1. THE CONTRACTOR MUST NOTIFY ENGINEER AND MUNICIPALITY OF EAST HANTS REPRESENTATIVE AT LEAST 24 HOURS PRIOR TO SERVICE TESTING.
2. ENGINEER AND MUNICIPAL REPRESENTATIVE MUST BE ONSITE TO WITNESS TESTING

   TESTING OF ALL SERVICES SHALL BE PERFORMED IN ACCORDANCE WITH THE LATEST EDITION OF THE STANDARD SPECIFICATIONS OF MUNICIPAL SERVICES AND THE MOST RECENT VERSION OF THE MUNICIPALITY OF THE DISTRICT OF EAST HANTS MUNICIPAL SERVICES SYSTEMS GENERAL SPECIFICATIONS
3. ALL VIDEO REPORTS (CCTV'S) SHALL BE COMPLETED AS PER MUNICIPALITY OF EAST HANTS REQUIREMENTS.

WATER SERVICE

THE FOLLOWING IS A SUMMARY OF TESTING REQUIRED FOR ALL INSTALLED WATER SERVICES UNLESS OTHERWISE NOTED.

- HYDROSTATIC LEAKAGE TEST (INCLUDING VALVES)
- FLUSHING AND DISINFECTION
- CHLORINATION AND DECHLORINATION
- BACTERIOLOGICAL TESTING

SANITARY SERVICE

THE FOLLOWING IS A SUMMARY OF TESTING REQUIRED FOR ALL INSTALLED SANITARY SERVICES UNLESS OTHERWISE NOTED.

- LOW-PRESSURE AIR TEST
- VACUUM TEST FOR PRECAST MANHOLES
- VIDEO INSPECTION AND MANDREL TEST (REPORT TO BE PROVIDED TO THE ENGINEER)

STORM SERVICE

THE FOLLOWING IS A SUMMARY OF TESTING REQUIRED FOR ALL INSTALLED STORM WATER SERVICES (INCLUDING CATCHBASIN LEADS) UNLESS OTHERWISE NOTED.

- VIDEO INSPECTION (REPORT TO BE PROVIDED TO THE ENGINEER)

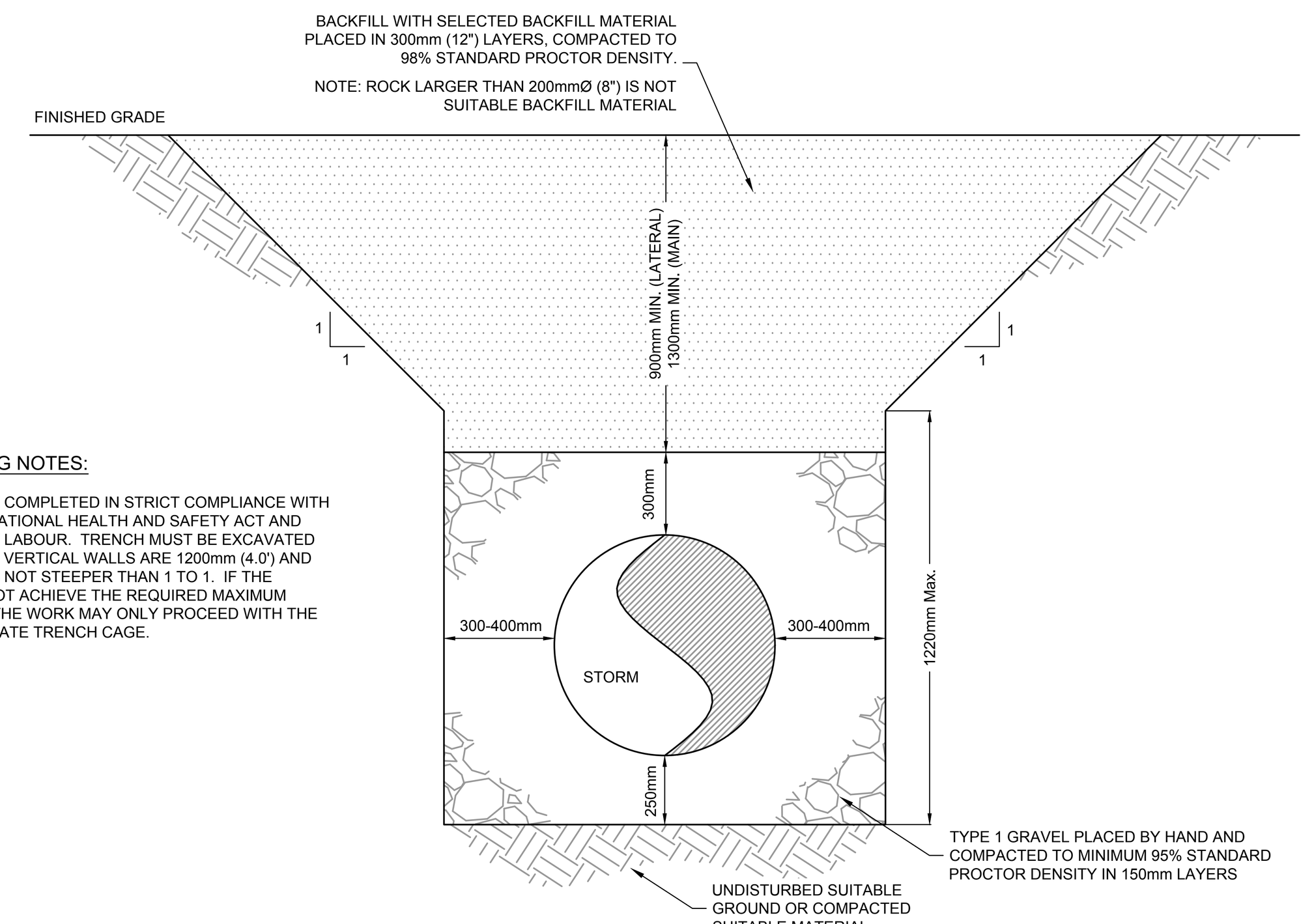

GENERAL TRENCHING NOTES:

1. TRENCH WORK TO BE COMPLETED IN STRICT COMPLIANCE WITH NOVA SCOTIA OCCUPATIONAL HEALTH AND SAFETY ACT AND THE DEPARTMENT OF LABOUR. TRENCH MUST BE EXCAVATED SUCH THAT MAXIMUM VERTICAL WALLS ARE 1200mm (4.0') AND THEN THEN TRENCH WALLS NOT STEEPER THAN 1 TO 1. IF THE CONTRACTOR CAN NOT ACHIEVE THE REQUIRED MAXIMUM HEIGHT AND SLOPE, THE WORK MAY ONLY PROCEED WITH THE USE OF AN APPROPRIATE TRENCH CAGE.

1 / C-104 **TYPICAL STORM WATER PIPE TRENCH DETAIL**
NTS

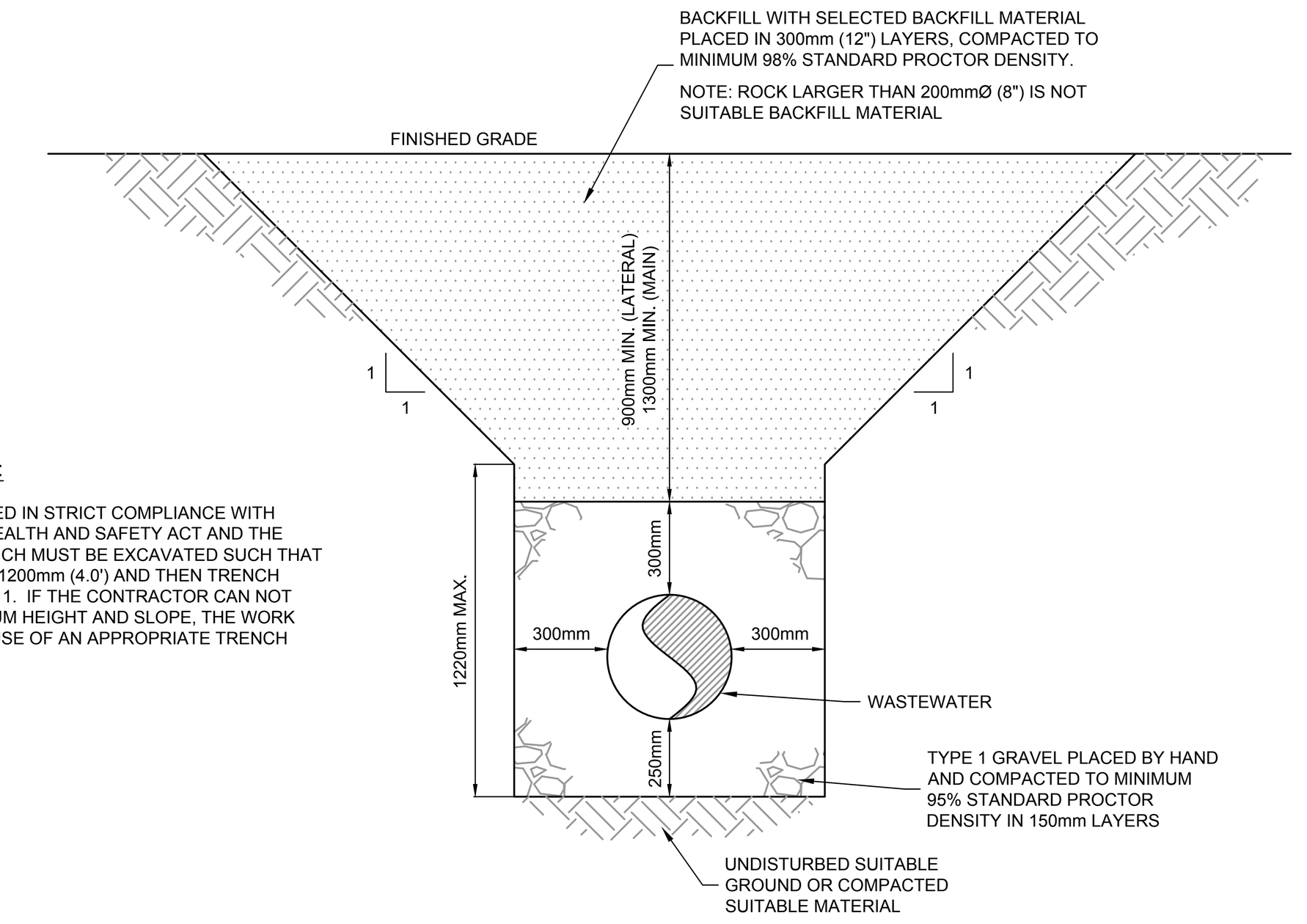

GENERAL TRENCHING NOTES:

1. TRENCH WORK TO BE COMPLETED IN STRICT COMPLIANCE WITH NOVA SCOTIA OCCUPATIONAL HEALTH AND SAFETY ACT AND THE DEPARTMENT OF LABOUR. TRENCH MUST BE EXCAVATED SUCH THAT MAXIMUM VERTICAL WALLS ARE 1200mm (4.0') AND THEN TRENCH WALLS NOT STEEPER THAN 1 TO 1. IF THE CONTRACTOR CAN NOT ACHIEVE THE REQUIRED MAXIMUM HEIGHT AND SLOPE, THE WORK MAY ONLY PROCEED WITH THE USE OF AN APPROPRIATE TRENCH CAGE.

2 / C-104 **TYPICAL SANITARY PIPE TRENCH DETAIL**
NTS

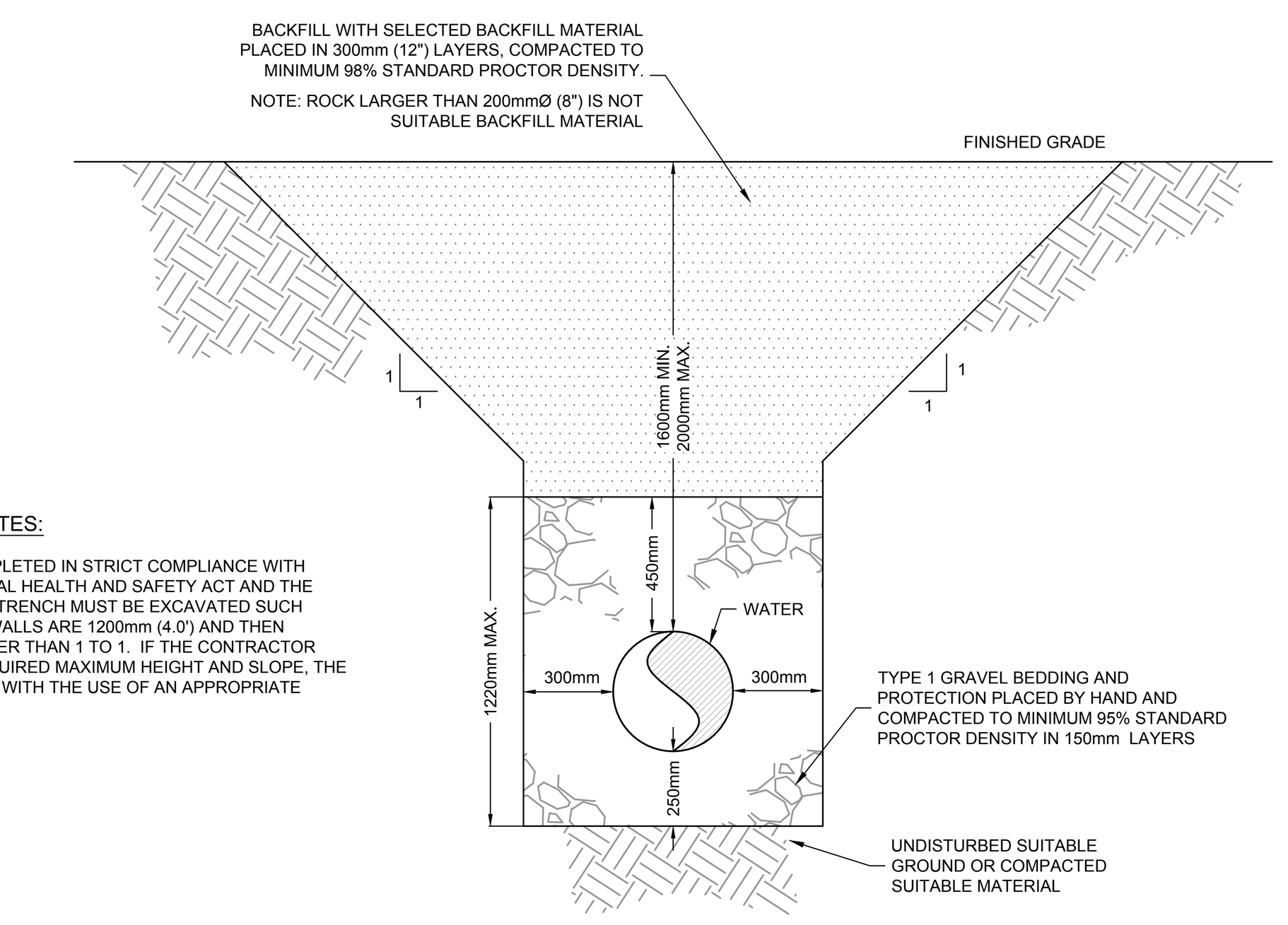

GENERAL TRENCHING NOTES:

1. TRENCH WORK TO BE COMPLETED IN STRICT COMPLIANCE WITH NOVA SCOTIA OCCUPATIONAL HEALTH AND SAFETY ACT AND THE DEPARTMENT OF LABOUR. TRENCH MUST BE EXCAVATED SUCH THAT MAXIMUM VERTICAL WALLS ARE 1200mm (4.0') AND THEN TRENCH WALLS NOT STEEPER THAN 1 TO 1. IF THE CONTRACTOR CAN NOT ACHIEVE THE REQUIRED MAXIMUM HEIGHT AND SLOPE, THE WORK MAY ONLY PROCEED WITH THE USE OF AN APPROPRIATE TRENCH CAGE.

3 / C-104 **TYPICAL WATER PIPE TRENCH DETAIL**
NTS

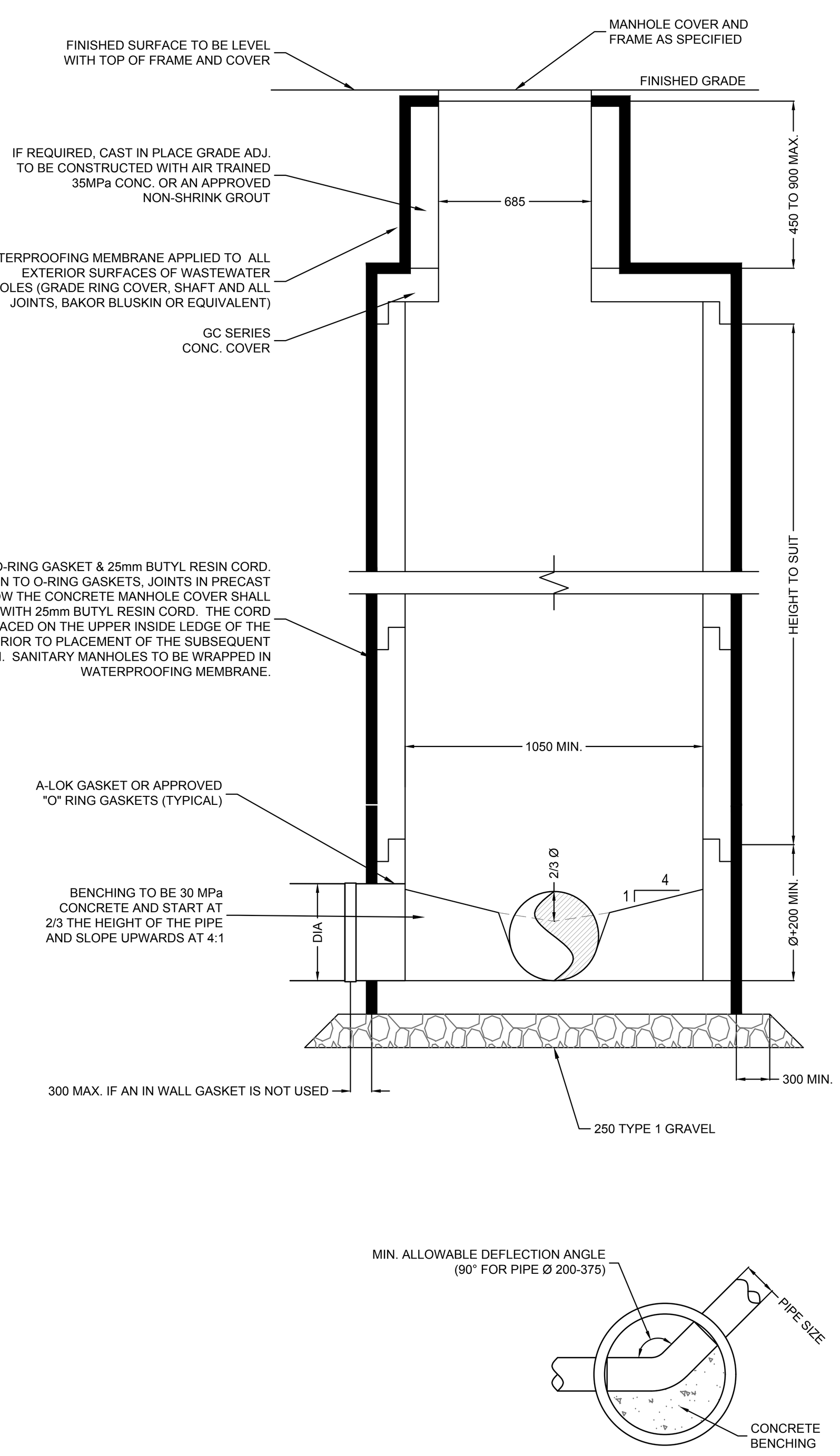

4 / C-104 **PRECAST FLAT TOP MANHOLE**
NTS

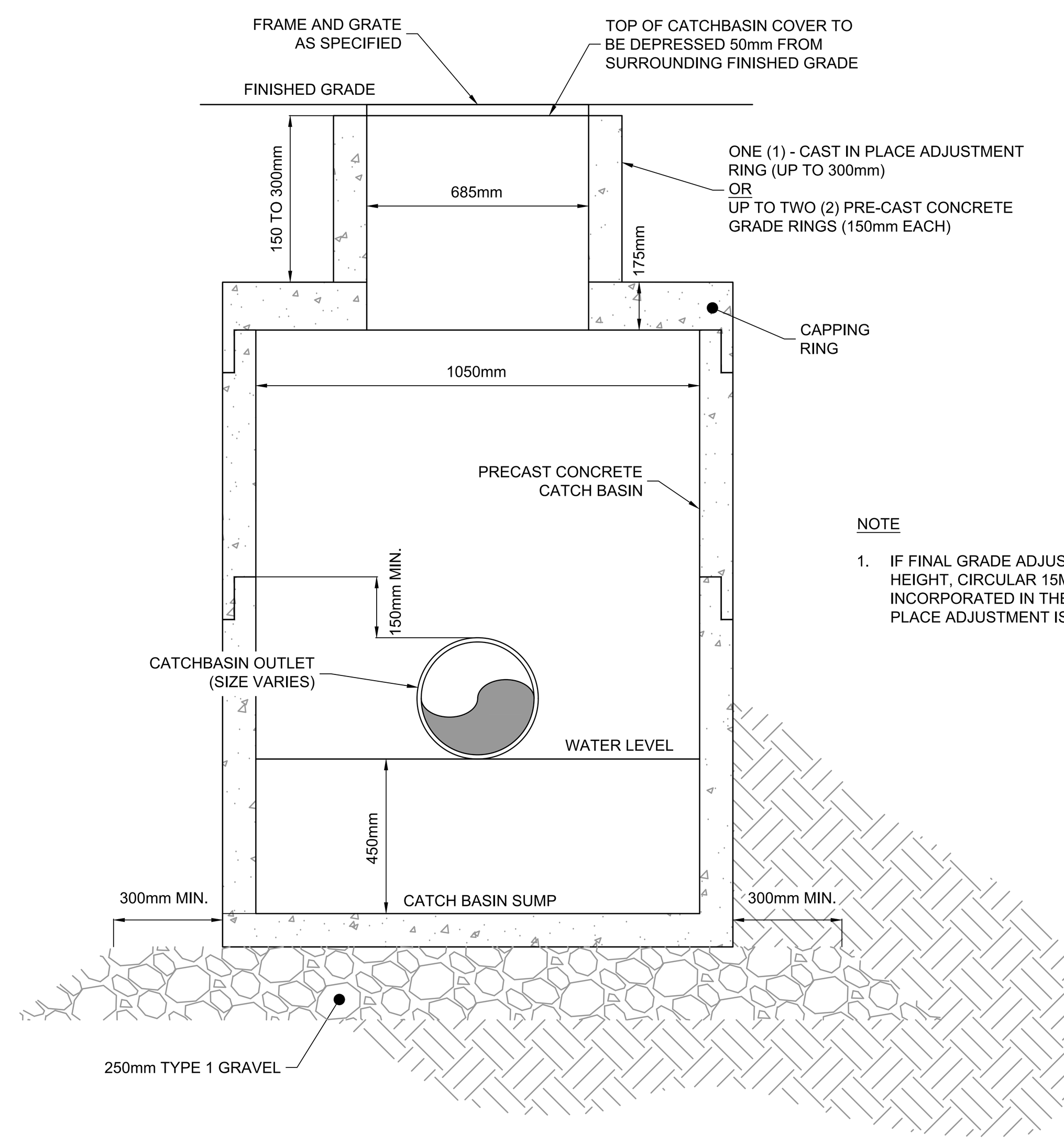

NOTE

1. IF FINAL GRADE ADJUSTMENT EXCEEDS 300mm HEIGHT, CIRCULAR 15M REBAR MUST BE INCORPORATED IN THE RAISED SECTION AND CAST IN PLACE ADJUSTMENT IS ONLY PERMITTED.

5 / C-104 **PRECAST 1050mmØ CATCHBASIN**
NTS

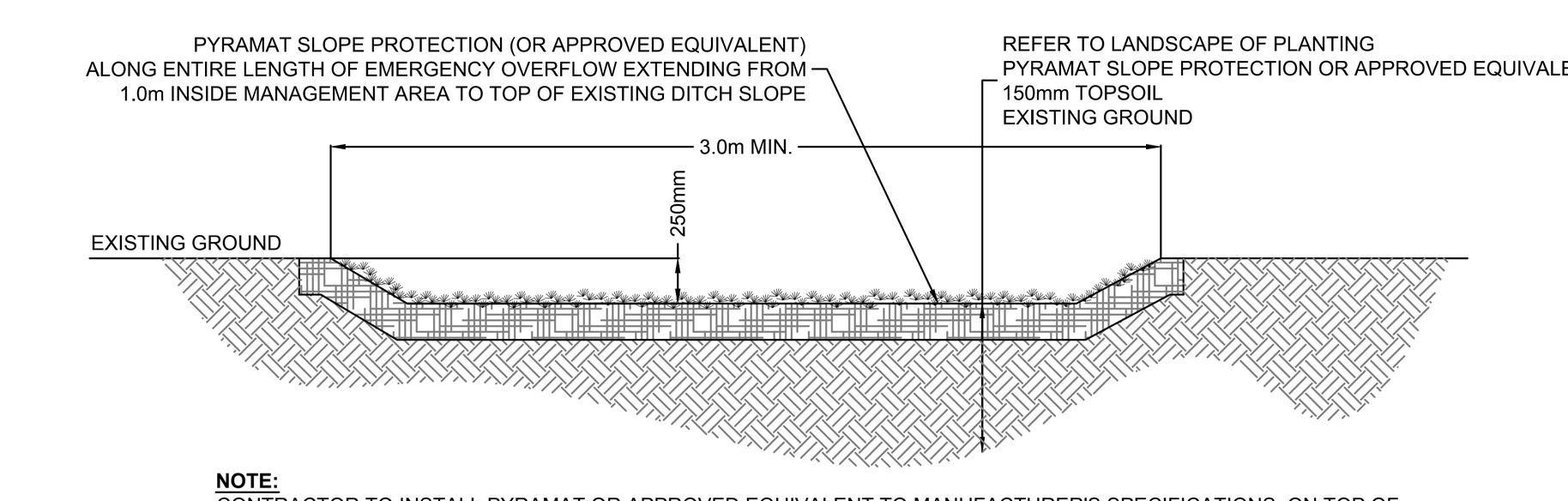

NOTE:
CONTRACTOR TO INSTALL PYRAMAT OR APPROVED EQUIVALENT TO MANUFACTURER'S SPECIFICATIONS, ON TOP OF 150mm LAYER OF TOPSOIL. STAKE PYRAMAT OR APPOVED EQUIVALENT AS PER MANUFACTURER'S RECOMMENDATIONS. FILL VOIDS IN PYRAMAT OR APPROVED EQUIVALENT WITH TOPSOIL THEN PLACE AND STAKE SAND-GROWN SOD.

6 / C-104 **EMERGENCY SPILLWAY LINING DETAIL**
NTS

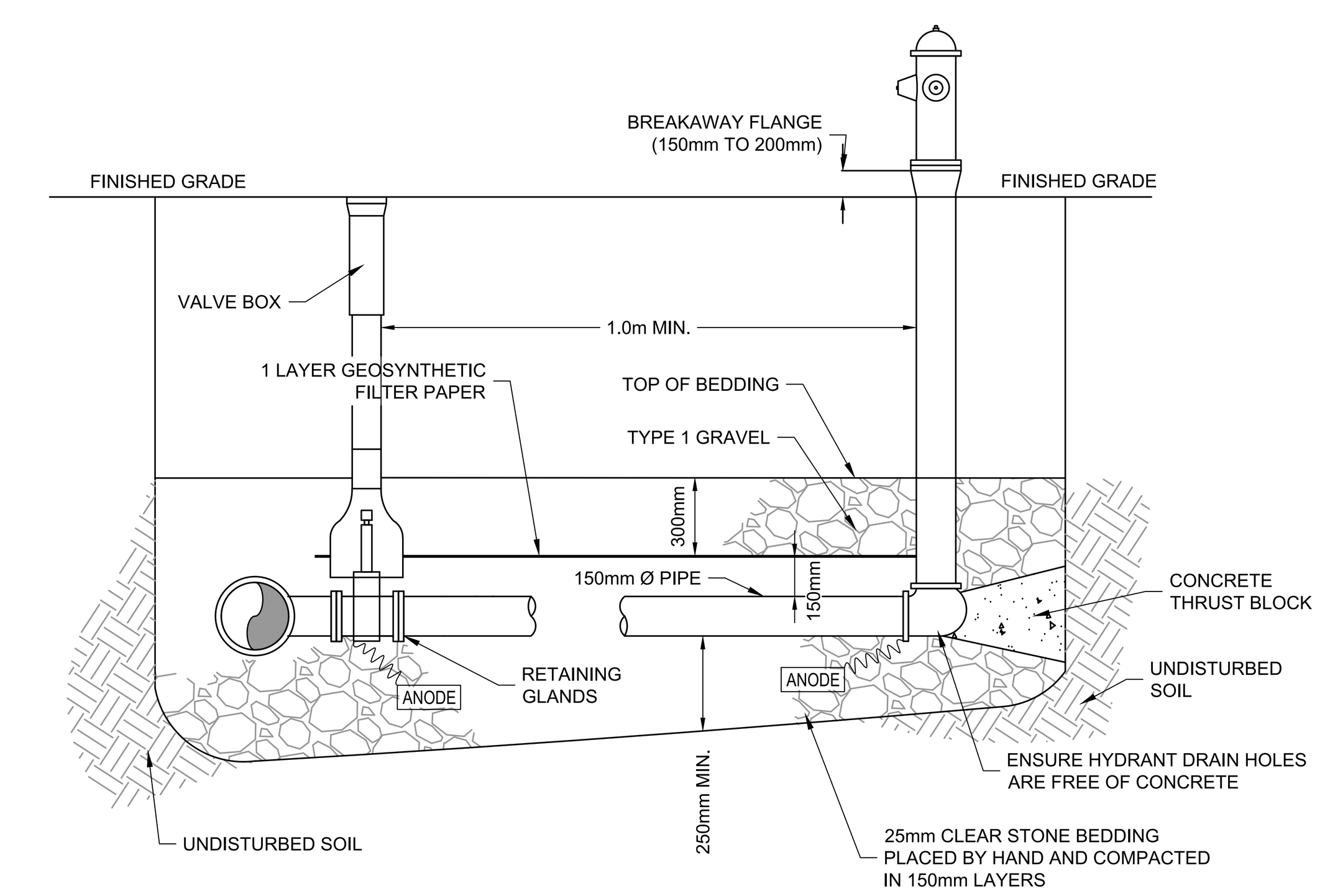

7 / C-104 **TYPICAL HYDRANT DETAIL**
NTS

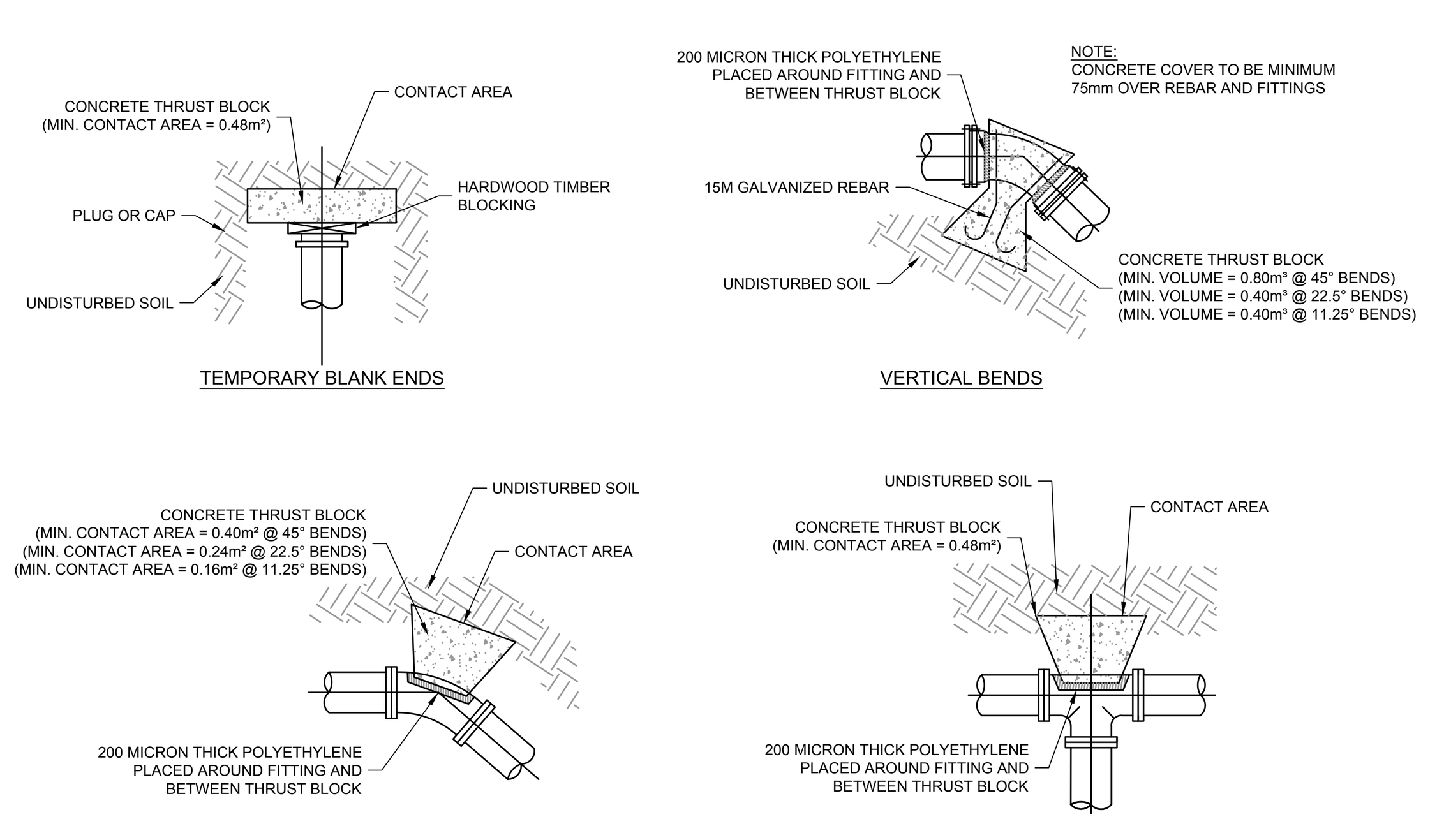

NOTES:
1. MAINTAIN 1.0M MINIMUM HORIZONTAL SEPARATION BETWEEN FITTINGS.
2. THESE TABLES ARE BASED ON SOIL SUPPORTING CAPACITIES OF 100kPa AND AN INTERNAL PIPE PRESSURE OF 1035kPa. WHERE DIFFERENT SUPPORTING CAPACITIES OR INTERNAL PRESSURES ARE ENCOUNTERED, CONTACT AREAS SHOULD BE CALCULATED. ACCORDINGLY, SAFE SUPPORTING CAPACITY SHOULD BE DETERMINED BY THE DESIGN ENGINEER, AND SHOULD INCLUDE AN APPROPRIATE FACTOR OF SAFETY.

8 / C-104 **TYPICAL THRUST BLOCK DETAILS**
NTS

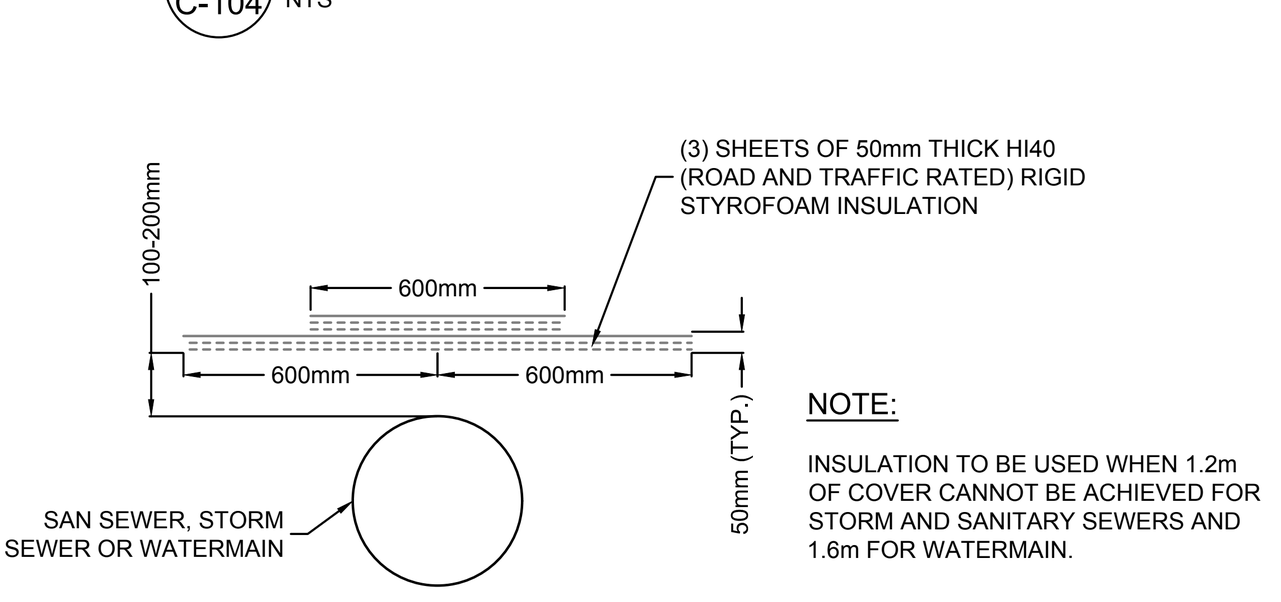

NOTE:
INSULATION TO BE USED WHEN 1.2m OF COVER CANNOT BE ACHIEVED FOR STORM AND SANITARY SEWERS AND 1.6m FOR WATERMAIN.

10 / C-104 **PIPE INSULATION DETAIL**
NTS

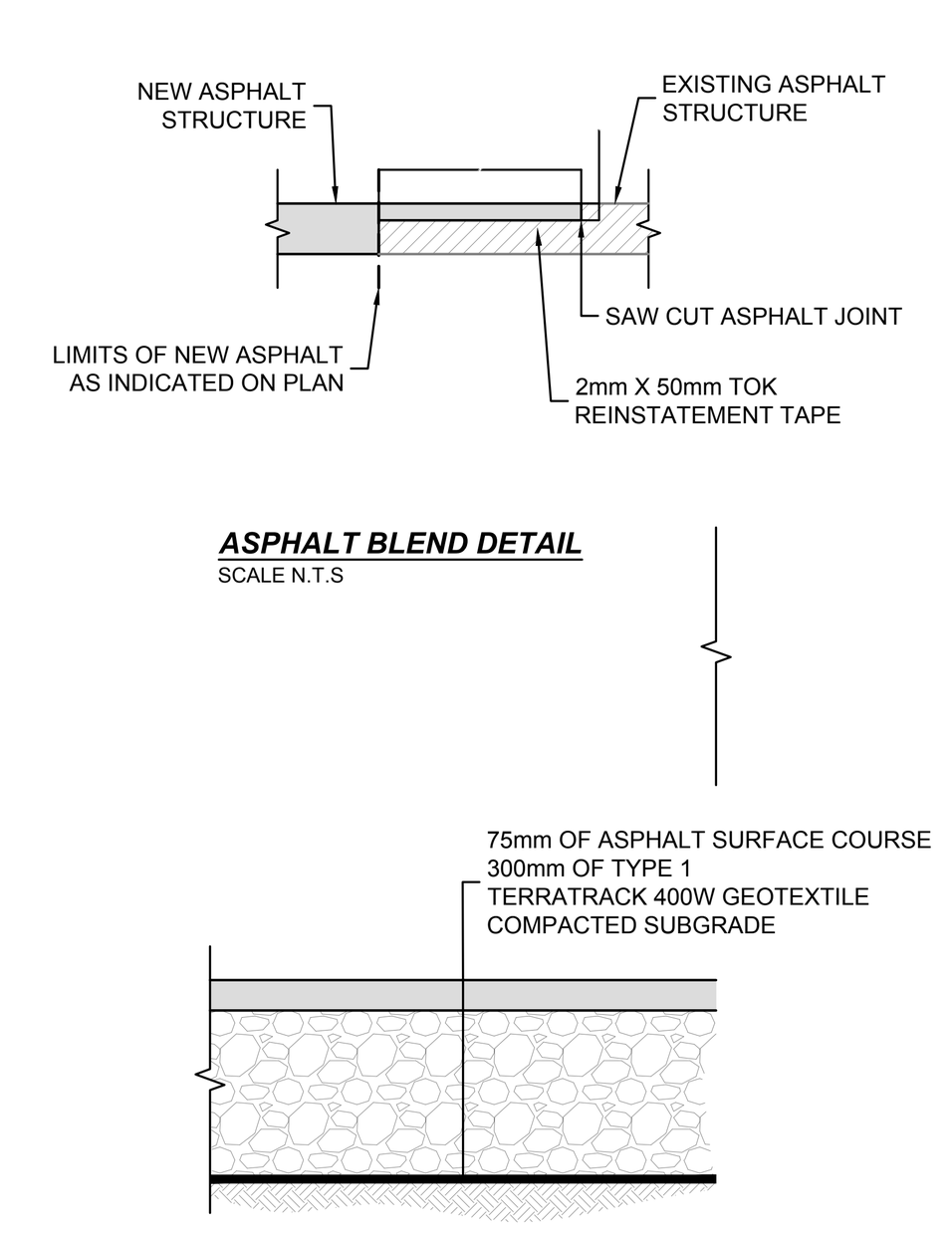

ASPHALT BLEND DETAIL
SCALE N.T.S

LIGHT DUTY ASPHALT DETAIL
SCALE N.T.S

9 / C-104 **TYPICAL ASPHALT STRUCTURE DETAIL FOR VEHICULAR PARKING ZONES**
NTS

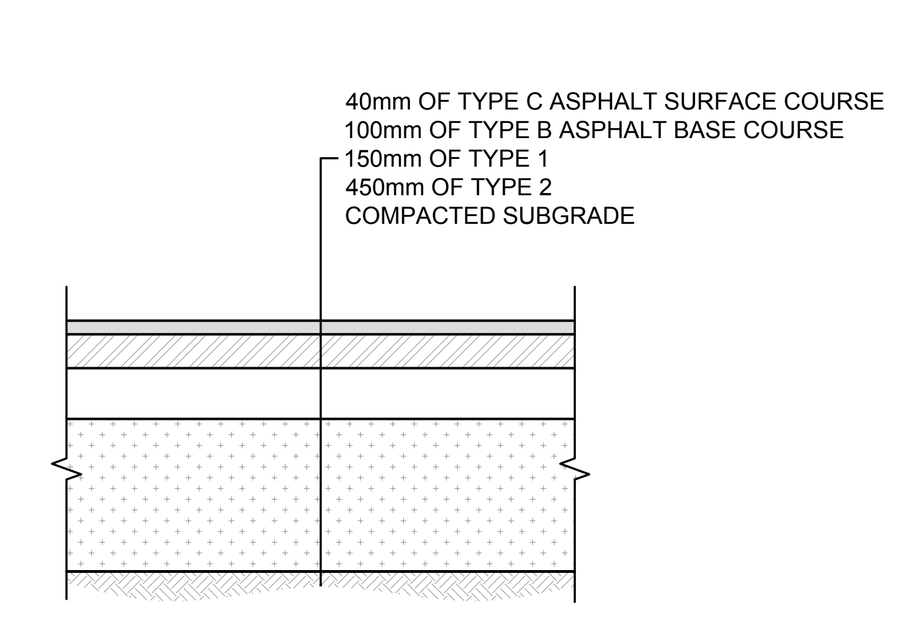

PUBLIC ROAD ASPHALT STRUCTURE
SCALE N.T.S

11 / C-104 **TYPICAL ASPHALT STRUCTURE FOR PUBLIC ROAD REINSTATEMENT**
NTS

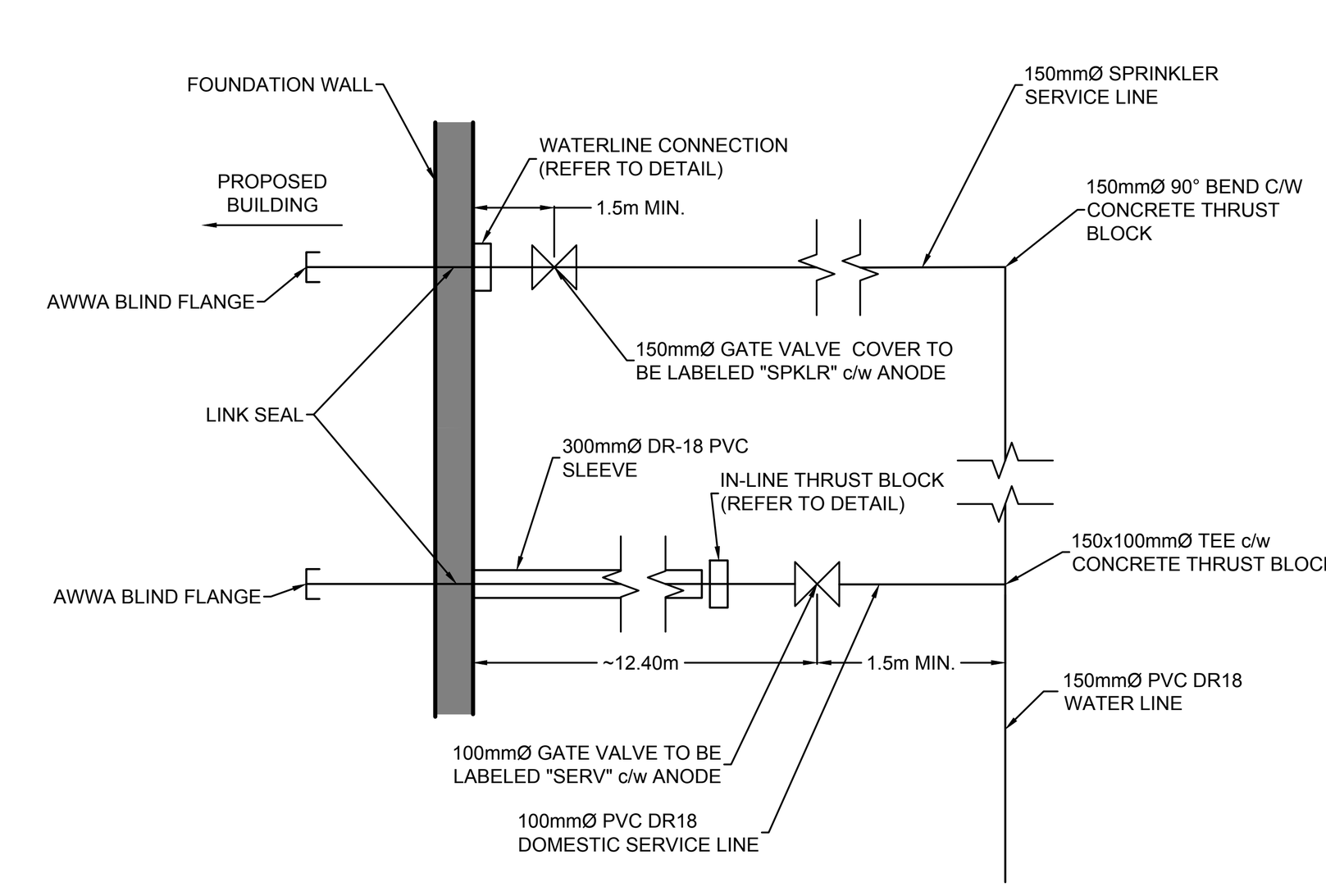

NOTES:
1. MAINTAIN 1.0m MINIMUM HORIZONTAL SEPARATION BETWEEN FITTINGS.
2. ALL PIPE JOINTS ON 100mmØ WATERLINE BETWEEN VALVE AND BLIND FLANGE ARE TO BE MECHANICALLY RESTRAINED WITH PV-LOK SERIES PWPF, PWPF-4 OR APPROVED EQUIVALENT

12 / C-104 **WATER CONNECTION DETAIL - PLAN**
NTS

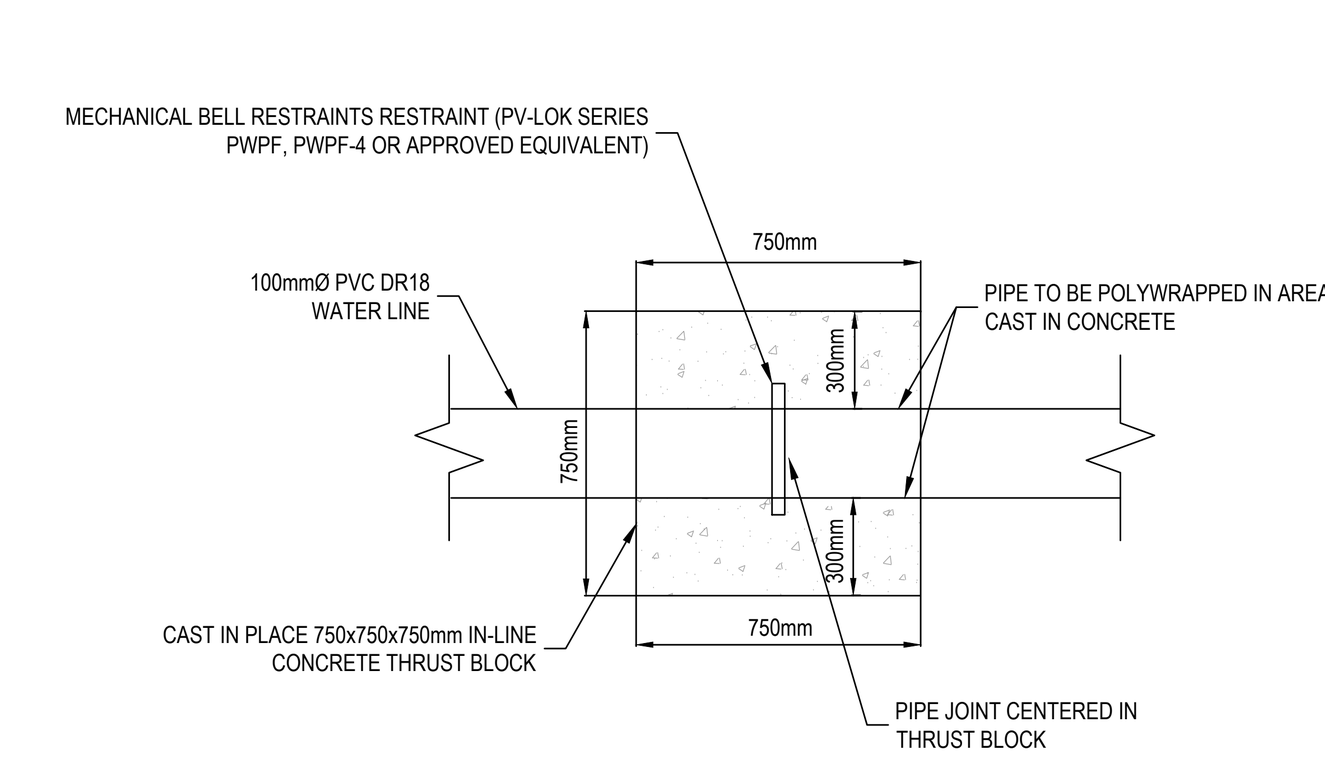

13 / C-104 **DOMESTIC WATERLINE - IN-LINE THRUST BLOCK RESTRAINT DETAIL**
NTS

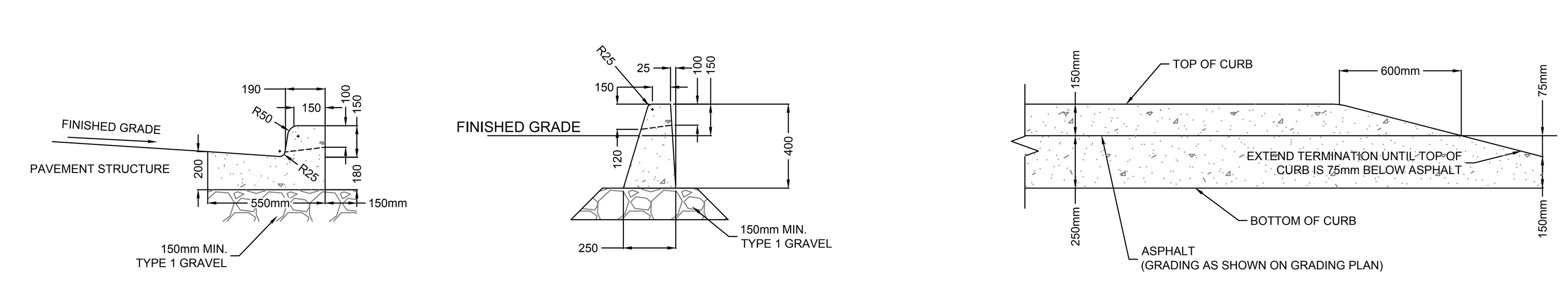

NOTE:
CURB DETAILS PROVIDED ON THIS DRAWING ARE TO BE USED ADJACENT TO VEHICULAR TRAFFIC ONLY. FOR CURBS INSTALLED IN PEDESTRIAN OR LANDSCAPED AREAS REFER TO LANDSCAPE DETAILS

14 / C-104 **TYPICAL CONCRETE CURB DETAILS FOR VEHICULAR ZONES**
NTS

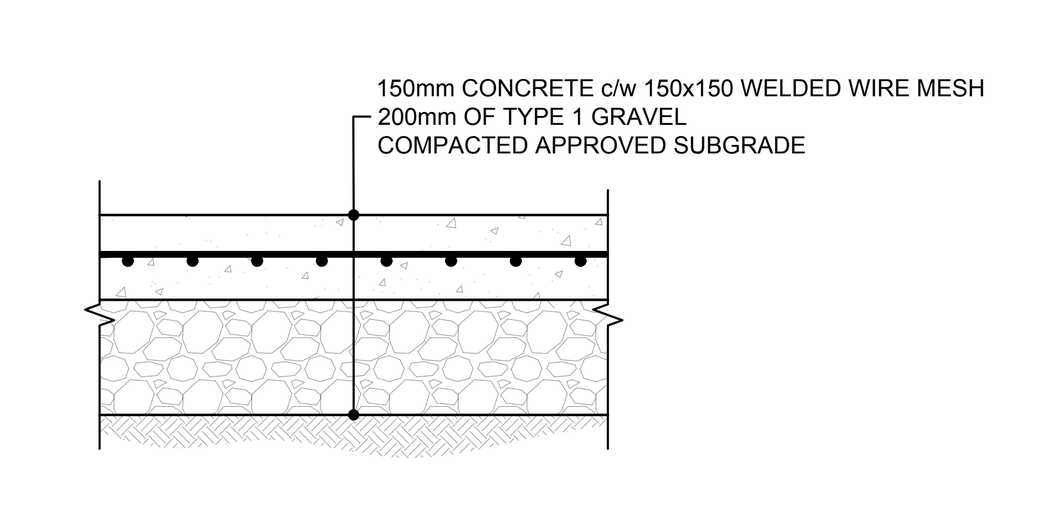

NOTE:
1. REFER TO LANDSCAPE PLAN L101 FOR LOCATION OF EXPANSION AND CONTROL JOINTS.
2. CONTROL JOINTS TO BE SAW CUT.
3. EXPANSION JOINT BARS ARE TO BE GREASED ON ONE SIDE OF THE JOINT.
4. DURING CONSECUTIVE POURS, THE END OF EACH POUR IS TO OCCUR AT AN EXPANSION JOINT.
5. WHERE ADJACENT TO BUILDING, ADD 2" THICK RIGID INSULATION UNDER CONCRETE, EXTENDING 1.2m FROM BUILDING FACE.

15 / C-104 **REINFORCED CONCRETE DETAIL**
NTS

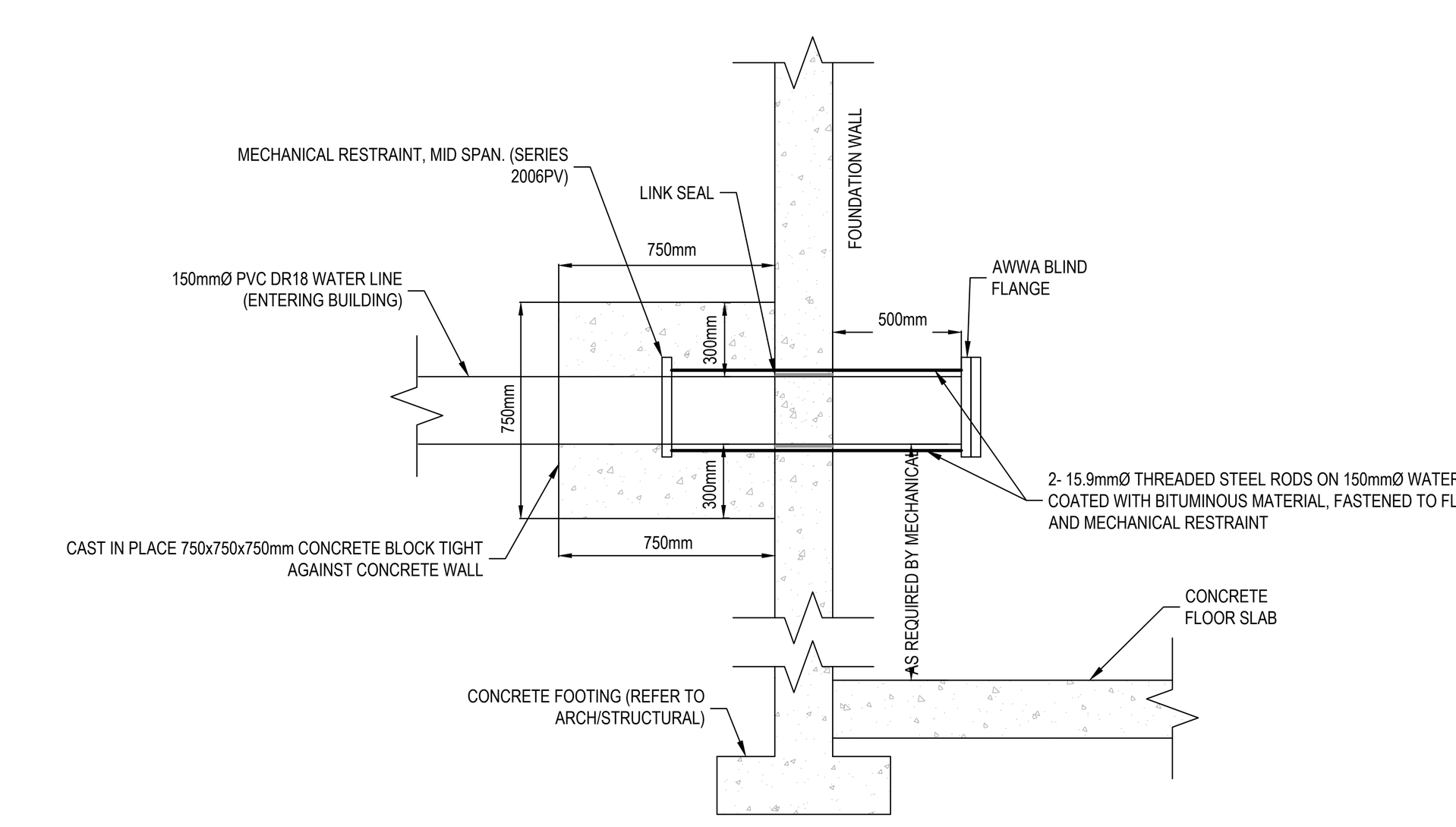

16 / C-104 **SPRINKLER WATERLINE - BUILDING CONNECTION DETAIL**
NTS

Contractor must check and verify all dimensions on the job, and report any discrepancies to the Architect before proceeding with the work.

Do not scale this drawing.

REVISIONS AND ISSUES

REV	DESCRIPTION	DATE
1	ISSUED FOR TENDER	2018-03-01

MJMA
maclennan jaunkalns miller architects
425 adelaide street west level 6
toronto ontario m5v 3c1
416 593 6796
www.mjmarchitects.com

TEAL Architects+Planners
1660 Hollis Street, Suite 1101
Halifax, Nova Scotia B3J 1V7
www.tealarchitects.com

CAMPBELL COMEAU ENGINEERING LTD.
STRUCTURAL ENGINEERS
2719 GLADSTONE STREET, SUITE 110
HALIFAX NS, B3K 4W6
T: 902 429 5454 F:902 444 3099

Smith + Andersen
MECHANICAL ENGINEERS
500-4211 Yonge Street
Toronto, Ontario, M2P 2A9
T: 416 487 8151 F: 416 487 9104

Smith + Andersen
ELECTRICAL ENGINEERS
1969 Upper Water Street, Suite 1905
Halifax, Nova Scotia, B3J 3R7
T: 902 440 0981 F: 416 487 9104

Strum Consulting
CIVIL ENGINEERS
Railside, 1355 Bedford Highway
Bedford, NS B4A 1C5
T: 902 835 5560 F: 902 835 5574

EAST HANTS
We live it!

Municipality of East Hants
Parks, Recreation and Culture
Lloyd E Matheson Centre
15 Commerce Court
Elmsdale, NS B2S 3K5
T: 902 883-7098

KEYPLAN

NORTH ARROW
TRUE N
PROJECT N

REGISTERED PROFESSIONAL ENGINEER
DATE: MAR 1, 2018
C. N. BOUDREAU
7511
PROVINCE OF NOVA SCOTIA

PROJECT TITLE
East Hants Aquatic Centre
Commerce Court, Elmsdale, NS

DRAWING TITLE
CONSTRUCTION DETAILS AND NOTES

SCALE
AS NOTED

DATE
2018-02-12

PROJECT NUMBER
16-5893

DRAWING NUMBER
C-104

27/51/2018 8:51:16 AM
S:\Strum Project Files\2016 Files\16-5893\Drawings\CAD Drawings\16-5893 EHAC - Rev 1 IFT - Feb 26 2018.dwg

NOTES:

1. ALL SITE WORK SHALL BE PERFORMED IN ACCORDANCE WITH THE ACCEPTABLE PROCEDURES OUTLINED IN THE CURRENT EDITION OF THE "EROSION AND SEDIMENTATION CONTROL HANDBOOK FOR CONSTRUCTION SITES", ISSUED BY NOVA SCOTIA ENVIRONMENT. ALL WORK PERFORMED AT THE SITE SHALL BE IN COMPLIANCE WITH THE APPLICABLE FEDERAL, PROVINCIAL AND MUNICIPAL LAWS AND REGULATIONS, INCLUDING BUT NOT LIMITED TO NOVA SCOTIA ENVIRONMENT ACT, CANADIAN ENVIRONMENT PROTECTION ACT, CANADIAN COUNCIL OF MINISTERS OF THE ENVIRONMENT AND THE FISHERIES ACT.

2. THE SITE OWNER AND ANY CONTRACTOR PERFORMING THE WORK ARE ULTIMATELY RESPONSIBLE FOR THE PROTECTION OF NATURAL WATER BODIES FROM SEDIMENT-LADEN RUNOFF ORIGINATING FROM THE SITE, AND SHALL ENSURE THAT SEDIMENT-LADEN WATER ABOVE DISCHARGE CRITERIA DOES NOT LEAVE THE SITE. SEDIMENT DISCHARGE INTO WETLAND AREAS SHALL NOT BE PERMITTED.

- ALL SITE WORK SHALL BE PLANNED AND COMPLETED IN STAGES IN ORDER TO EXPOSE ONLY LIMITED AREAS OF SOIL AT ONE TIME. *MINIMIZING THE EXTENT OF EXPOSED SOILS AND DURATION OF EXPOSURE IS THE MOST SIGNIFICANT AND PERTINENT CONTROL MEASURE OF THIS PLAN.*

3. IT IS RECOMMENDED THAT WATER MONITORING SAMPLES BE COLLECTED BY CERTIFIED PERSONNEL FROM NEARBY RECEIVING WATERCOURSES OR WATER BODIES ON A BI-WEEKLY BASIS DURING THE CONSTRUCTION PERIOD. THESE SAMPLES SHALL BE SUBMITTED TO A CERTIFIED LABORATORY FOR ANALYSIS OF TSS AND TURBIDITY. RECORDS OF TEST RESULTS SHALL BE KEPT ON FILE THROUGHOUT THE DURATION OF THE EARTHWORKS ACTIVITIES, AND SHALL BE PROVIDED TO NOVA SCOTIA ENVIRONMENT OR OTHER RELEVANT REGULATORY AUTHORITY, IF REQUESTED.

4. IF WATER QUALITY RESULTS OR VISUAL INSPECTIONS DURING WORK PROGRESS INDICATE THAT UNACCEPTABLE LEVELS OF SEDIMENT ARE DISCHARGING TO NEARBY WATERCOURSES, WATER BODIES OR OTHER SENSITIVE RECEPTORS, THE CONSTRUCTION WORK SHALL BE PUT ON HOLD AND AN ASSESSMENT OF THE EROSION AND SEDIMENT CONTROL (ESC) MEASURES SHALL BE COMPLETED. ANY NECESSARY REPAIRS OR MODIFICATIONS TO THE ESC MEASURES SHALL BE COMPLETED IMMEDIATELY PRIOR TO RESUMING WORK OPERATIONS.

5. THE CONTRACTOR SHALL BE AVAILABLE 24/7 IN CASE OF EMERGENCY, SUCH AS A LARGE RAINFALL EVENT THAT WAS NOT PREVIOUSLY FORECAST, OR ANY STORM THAT MAY DAMAGE ESC STRUCTURES. NOVA SCOTIA ENVIRONMENT AND/OR THE DEPARTMENT OF FISHERIES AND OCEANS SHALL BE NOTIFIED IMMEDIATELY IN THE EVENT OF AN EMERGENCY SITUATION, IF APPLICABLE.

6. A SITE INSPECTOR DESIGNATED BY THE CONTRACTOR SHALL BE RESPONSIBLE FOR MONITORING THE CONSTRUCTION ACTIVITIES, INSPECTING THE ESC MEASURES, COORDINATING THE PLAN WITH RELEVANT SITE PERSONNEL, PREPARING INSPECTION REPORTS/DOCUMENTATION, AND REPORTING THE PROGRESS OF THE ESC MEASURES TO THE OWNER'S REPRESENTATIVE.

7. THE CONTRACTOR'S ESC INSPECTOR SHALL COMPLETE WEEKLY INSPECTION CHECKLISTS/LOGS, INSPECTION REPORTS, AND TAKE A REPRESENTATIVE NUMBER OF PRE-CONSTRUCTION AND CONSTRUCTION PERIOD PHOTOGRAPHS OF ESC MEASURES AT THE SITE. THIS DOCUMENTATION SHALL BE KEPT ON FILE FOR REVIEW. ALL ESC MEASURES/STRUCTURES SHALL BE INSPECTED ON A MINIMUM WEEKLY BASIS, AS WELL AS BEFORE AND AFTER EACH RAINFALL EVENT EXCEEDING 10 MM. ANY NECESSARY REPAIRS OR ALTERATIONS TO THE ESC MEASURES/STRUCTURES SHALL BE MADE WITHIN 24 HOURS OF DETECTION, OR IMMEDIATELY IF A RAINFALL EVENT IS IMMINENT OR IF SEDIMENT IS BEING DISCHARGED TO A SENSITIVE RECEPTOR.

8. ALL ESC STRUCTURES UTILIZED ON THE SITE SHALL BE INSTALLED *PRIOR* TO THE START OF WORK. ESC STRUCTURES SHALL BE FUNCTIONAL AND REMAIN IN PLACE AT ALL TIMES UNTIL CONSTRUCTION WORK IS COMPLETED AND THE SITE IS PERMANENTLY STABILIZED. ALL ESC STRUCTURES SHALL BE REMOVED FOLLOWING PERMANENT SITE STABILIZATION.

9. ENVIRONMENT CANADA'S WEATHER FORECASTS SHALL BE MONITORED ON A DAILY BASIS. WHEN RAINFALL IS FORECAST, IT SHALL BE ENSURED THAT THE SITE IS STABILIZED WITH TEMPORARY SURFACE COVER AND THAT ALL ESC STRUCTURES ARE IN PLACE AND FUNCTIONAL. WEATHER UPDATES CAN BE OBTAINED BY CONTACTING ENVIRONMENT CANADA'S LOCAL WEATHER LINE AT (902) 426-9090.

10. THE LIMITS OF SOIL EXPOSURE SHALL BE CLEARLY MARKED ON THE SITE (I.E. WITH STAKES AND/OR FENCING) AND COMMUNICATED TO RELEVANT SITE PERSONNEL. WHEREVER POSSIBLE, EXISTING VEGETATIVE COVER SHALL BE LEFT UNDISTURBED AND EXISTING TREES TO REMAIN IN PLACE SHALL BE MARKED. ANY GRUBBINGS GENERATED DURING SITE CLEARING CAN BE KEPT ON SITE FOR REUSE AS COVER MATERIAL, IF APPLICABLE. VEGETATED BUFFER ZONES SHALL ALSO BE EMPLOYED TO DECREASE SEDIMENT TRANSPORT, WHERE POSSIBLE.

11. WHEREVER POSSIBLE, DISTURBED SOILS SHALL BE LEFT LOOSE (I.E. ONLY COMPACT SOILS IN REQUIRED AREAS) TO PROMOTE SURFACE WATER INFILTRATION AND MINIMIZE THE GENERATION OF SURFACE FLOW.

12. SEDIMENT FENCE SHALL BE INSTALLED ON CONTOUR DOWN-GRADIENT OF ALL WORK AREAS AND UP-GRADIENT OF ADJACENT WETLANDS, WATERCOURSES AND/OR WATER BODIES. SEDIMENT FENCE SHALL CONSIST OF A MANUFACTURED PRODUCT SPECIFICALLY DESIGNED FOR USE AS SEDIMENT FENCE, AND SHALL BE INSTALLED AS SPECIFIED ON THE SEDIMENT FENCE DETAIL AND/OR AS PER THE MANUFACTURER'S INSTRUCTIONS. SOILS AND VEGETATIVE COVER SHALL NOT BE DISTURBED WITHIN 2 M OF SEDIMENT FENCE. CARE SHALL BE TAKEN TO PREVENT DAMAGE TO SEDIMENT FENCE DURING INSTALLATION AND SUBSEQUENT CONSTRUCTION ACTIVITIES. DAMAGED SEDIMENT FENCE SHALL BE REPLACED WITHIN 24 HOURS OF DETECTION OR IMMEDIATELY IF RAINFALL IS IMMINENT.

13. WHERE APPLICABLE, CLEAN SURFACE WATER SHALL BE DIVERTED AROUND WORK AREAS USING DRAINAGE CHANNELS SUCH AS SWALES AND/OR DITCHES. SEPARATE DRAINAGE CHANNELS SHOULD BE UTILIZED TO DIRECT SURFACE WATER THAT HAS CONTACTED EXPOSED SOILS AWAY FROM DISTURBED AREAS. ALL DRAINAGE CHANNELS UTILIZED FOR THE WORK SHALL HAVE A POSITIVE GRADE WITH NO DIPS TO COLLECT WATER, AND SHALL BE LINED EITHER WITH GROWING VEGETATION OR WITH NON-WOVEN GEOTEXTILE FABRIC COVERED WITH 150 MM DIAMETER RIP RAP.

14. ALL NON-WOVEN GEOTEXTILE FABRIC USED FOR ESC ON SITE SHALL BE TERRAFIX 200, OR A SUITABLE EQUIVALENT.

15. CHECK DAMS SHALL BE INSTALLED IN ANY DRAINAGE CHANNELS UTILIZED FOR THE WORK, PROVIDED THE CONSTRUCTION OF CHECK DAMS WILL NOT CAUSE OVERFLOW OF THE CHANNEL. CHECK DAM CONSTRUCTION AND SPACING SHALL BE AS SPECIFIED ON THE TYPICAL CHECK DAM DETAILS. SEDIMENT BUILD-UP SHALL BE REMOVED FROM CHECK DAMS AS REQUIRED.

16. IF, DURING TRANSPORT OF SOILS WITH HIGH MOISTURE CONTENT TO OR FROM THE SITE, THE CONTRACTOR NOTES SEDIMENT LADEN WATER LEAVING THE TRUCK TAILGATES, THE TRUCK BEDS SHALL BE LINED WITH POLYETHYLENE TARPS TO PREVENT THIS WATER FROM SPILLING ONTO PUBLIC ROADS NETWORKS.

17. IT IS RECOMMENDED THAT ANY FILL STOCKPILES STORED ON SITE FOR AN EXTENDED PERIOD OF TIME (IN EXCESS OF TWO WEEKS), OR DURING INCLEMENT WEATHER EVENTS SHOULD BE COMPACTED IN A BERM SHAPE USING APPROPRIATE EQUIPMENT, PROTECTED FROM PRECIPITATION USING ANCHORED 10 MIL POLYETHYLENE TARPS, AND PLACED UP-GRADIENT OF ESC STRUCTURES TO CAPTURE RUNOFF. ALSO, SEDIMENT FENCE SHALL BE INSTALLED AND MAINTAINED AROUND THE PERIMETER OF ANY STOCKPILES, APPROXIMATELY 2 M FROM THE TOE OF THE PILE IF REQUIRED.

18. WATER FROM EXCAVATIONS AND DEWATERING SHALL BE PUMPED THROUGH FILTER BAGS AS SHOWN ON THE PLAN. THE CONTRACTOR SHALL MONITOR WATER QUALITY AS PUMPED WATER LEAVES THE SITE. SEDIMENT-LADEN WATER SHALL NOT BE PUMPED TO ANY WATER BODIES OR OTHER POTENTIALLY SENSITIVE RECEPTORS.

19. CONSTRUCTION VEHICLE TRAFFIC ON EXPOSED SOILS SHOULD BE KEPT TO A MINIMUM. A STABILIZED CONSTRUCTION ENTRANCE (I.E. "RUMBLE STRIP") SHALL BE CONSTRUCTED AT THE ENTRANCE TO WORK AREAS AND AT EVERY POINT WHERE TRAFFIC LEAVES THE SITE AND ENTERS ONTO A PUBLIC ROAD AND/OR ANY UNPAVED ENTRANCE OR EXIT LOCATION WHERE THERE IS RISK OF TRANSPORTING SEDIMENT ONTO PAVED ROADS. THE STRIP MUST BE AT LEAST 3.7 M WIDE WITH ROOM FOR TWO VEHICLES TO PASS AT HIGH TRAFFIC AREAS, AND CONSTRUCTED OF 50 MM DIAMETER CLEAR STONE, 150 MM DIAMETER RIP RAP, AND GEOTEXTILE FABRIC.

20. DURING DRY, WINDY WEATHER, ANY UNPAVED ACCESS ROADS ON THE SITE SHALL BE SPRAYED LIGHTLY WITH CLEAN WATER TO PREVENT DUST GENERATION. THE VOLUME OF WATER APPLIED SHALL ONLY SATURATE EXPOSED SOILS TO PREVENT DUST GENERATION, AND SHALL NOT BE SUFFICIENT TO CAUSE EROSION. ANY PAVED ACCESS ROADS ON THE SITE SHALL BE SWEPT AS REQUIRED TO REMOVE EXCESS SEDIMENT TRACKED FROM CONSTRUCTION ZONES, IF APPLICABLE.

21. THE CONTRACTOR SHALL BE RESPONSIBLE FOR COMPLETING MONITORING OF DUST LEVELS IN THE VICINITY OF AND DOWN-GRADIENT OF THE CONSTRUCTION ZONE DURING THE WORK, AS APPLICABLE.

22. GEOTEXTILE FABRIC SHALL BE ANCHORED UNDER THE COVER OF CATCH BASINS LOCATED 500m OF WORK AREAS TO PREVENT THE TRANSPORT OF SEDIMENT-LADEN RUNOFF. SEDIMENT BUILDUP SHALL BE REMOVED AS REQUIRED TO PREVENT CLOGGING. ALL GEOTEXTILE FABRIC SHALL BE REMOVED FROM CATCH BASINS UPON COMPLETION AND STABILIZATION OF THE SITE.

23. SEDIMENT FENCE SHALL BE INSTALLED AT THE INLETS OF ANY CULVERTS OR DRAINS, AND ROCK DAMS SHALL BE CONSTRUCTED AT THE OUTLETS OF ANY CULVERTS, DRAINS, DITCHES OR SWALES WHERE THE VELOCITY OF FLOW MAY CAUSE EROSION. ROCK DAMS SHALL CONSIST OF A PILE OF 150 MM DIAMETER RIP RAP PLACED AT THE OUTLET. THE SIZE OF THE ROCK DAMS SHOULD BE SUFFICIENT TO WITHSTAND PEAK FLOW VELOCITIES.

24. A FLOATING TURBIDITY CURTAIN SHALL BE INSTALLED AT THE OUTLET AND INLET OF THE 900mm WETLAND CULVERTS IN THE EXISTING WETLAND AS SHOWN ON THE DRAWING. THE TURBIDITY CURTAIN SHALL BE INSTALLED AS PER THE MANUFACTURER'S INSTRUCTIONS. THE PROPOSED LOCATION OF THE TURBIDITY CURTAIN IS ESTIMATED; THE CONTRACTOR MAY HAVE TO MODIFY THE LOCATION TO ACCOMMODATE CONSTRUCTION ACTIVITIES. TURBIDITY CURTAIN PLACEMENT SHALL BE SUCH THAT COMPLETE CONTAINMENT OF ALL SEDIMENT GENERATED FROM SITE ACTIVITIES IS ACHIEVED (SEE TURBIDITY CURTAIN DETAIL).

25. CARE SHALL BE TAKEN TO PREVENT DAMAGE TO THE TURBIDITY CURTAIN DURING INSTALLATION AND SUBSEQUENT CONSTRUCTION ACTIVITIES. IF THE TURBIDITY CURTAIN IS DAMAGED IN ANY WAY THAT MAY ALLOW SEDIMENT TO BE RELEASED, THE CURTAIN SHALL BE REPAIRED OR REPLACED IMMEDIATELY.

26. AREAS FOR FUEL STORAGE, REFUELLING, LUBRICATION OR CLEANING OF EQUIPMENT SHALL BE LOCATED AT LEAST 30 M FROM WETLAND AREAS, WATERCOURSES OR WATER BODIES.

27. ALL EXPOSED SOILS SHALL BE COVERED PRIOR TO PRECIPITATION EVENTS TO TEMPORARILY PREVENT EROSION. THIS TEMPORARY COVER SHALL CONSIST OF A SUITABLE MATERIAL (E.G. STRAW MULCH, WOOD CHIPS, GRUBBINGS, GRASS, POLYETHYLENE TARPS, ETC.). TEMPORARY COVER SHALL BE CONTINUOUSLY APPLIED AND MAINTAINED AS REQUIRED THROUGHOUT THE CONSTRUCTION PERIOD UNTIL WORK AREAS ARE PERMANENTLY STABILIZED.

28. THE APPLICATION OF SEED FOR TEMPORARY OR PERMANENT SITE STABILIZATION SHALL BE IN CONFORMANCE WITH THE SITE LANDSCAPING PLAN. ANY SEED OR HYDROSEED USED SHALL NOT REQUIRE APPLICATION OF PHOSPHORUS-BASED FERTILIZERS, AND THE PLANT SPECIES SHALL NOT BE INVASIVE. TOPSOIL PLACEMENT MAY BE REQUIRED PRIOR TO SEED OR HYDROSEED APPLICATION, AND SURFACE SOILS SHALL BE SCARIFIED TO PREVENT SEED LOSS AND PROMOTE SEED GERMINATION. FOLLOWING SEED/HYDROSEED APPLICATION, STRAW MULCH SHALL BE APPLIED FOR SEED PROTECTION. STRAW MULCH SHALL BE MOISTENED WITH CLEAN WATER FOLLOWING APPLICATION TO PREVENT DISPLACEMENT.

29. ALL ACTIVITIES IN WORK AREAS SHALL BE COMPLETED AND THE AREAS PERMANENTLY STABILIZED WITHIN 30 DAYS FOLLOWING THE TIME WHEN SOILS WERE INITIALLY EXPOSED OR PLACED.

30. FINAL SITE STABILIZATION WILL BE ACHIEVED WHEN SURFACE SOILS ARE NO LONGER EXPOSED AND PERMANENT SURFACE COVER IS IN PLACE. PERMANENT SURFACE COVER SHALL CONSIST OF FOUNDATIONS, PAVED AREAS, COMPACTED GRAVEL-COVERED AREAS, AND/OR TOPSOIL WITH GROWING VEGETATION. IF THERE IS INSUFFICIENT TIME REMAINING IN THE GROWING SEASON FOR PLANTING OF VEGETATION, DISTURBED AREAS WILL BE COVERED AND TEMPORARILY STABILIZED (E.G. WITH EROSION CONTROL BLANKETS) AND RE-VEGETATED THE FOLLOWING SPRING.

31. THE ESC MEASURES OUTLINED ON THIS PLAN ARE RECOMMENDATIONS ONLY. SITE CONDITIONS SHOULD BE CONTINUOUSLY MONITORED BY THE CONTRACTOR. IF SITE CONDITIONS CHANGE, OR IF THE CURRENT MEASURES ARE NOT EFFECTIVE, ADDITIONAL MEASURES MAY BE REQUIRED.

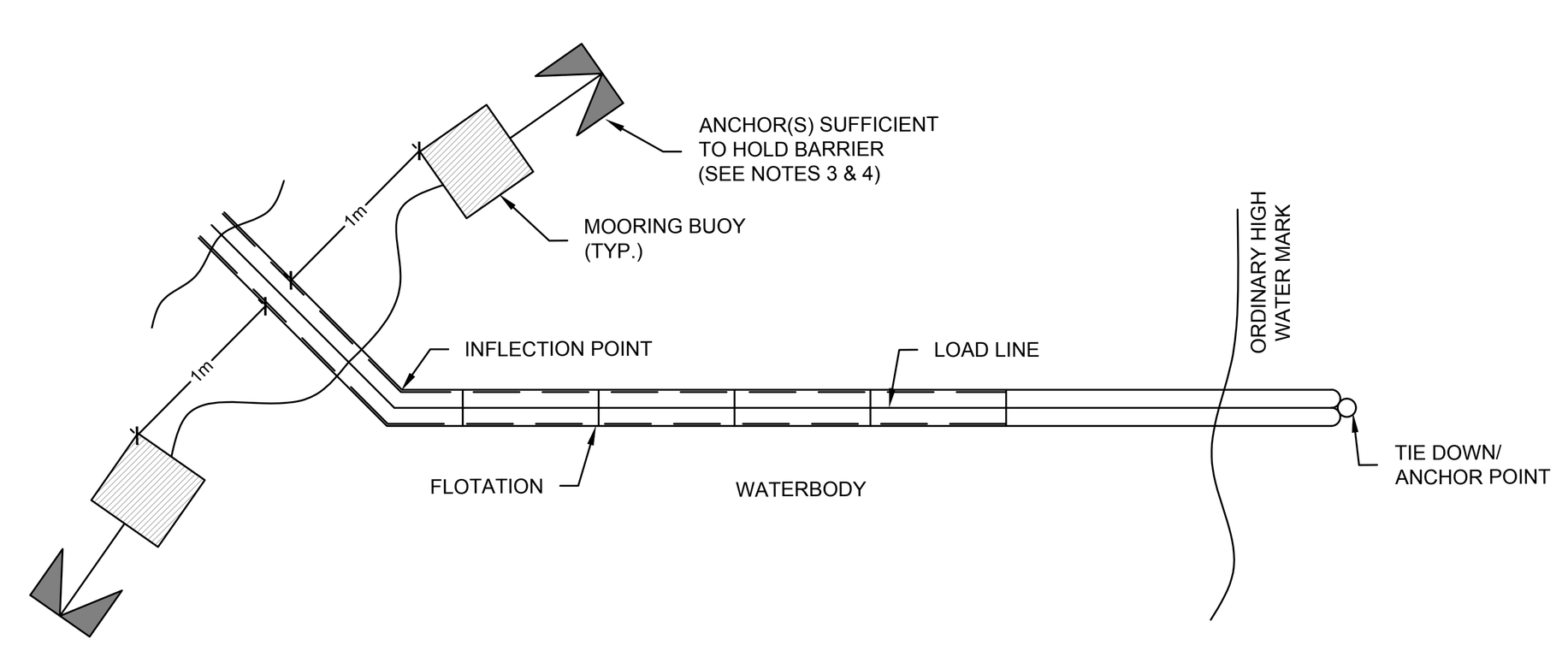

2 / C-105 **TYPICAL TURBIDITY CURTAIN PLAN VIEW**
SCALE NTS

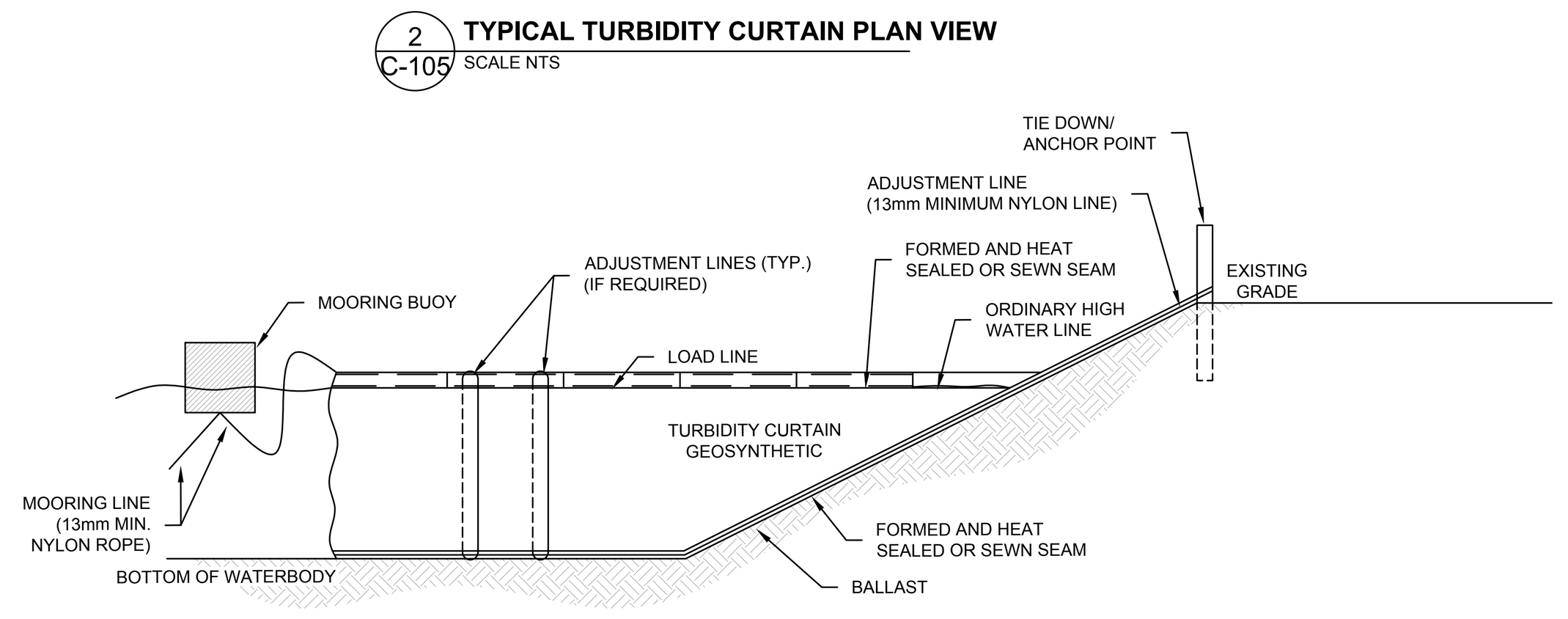

3 / C-105 **TYPICAL TURBIDITY CURTAIN PROFILE VIEW**
SCALE NTS

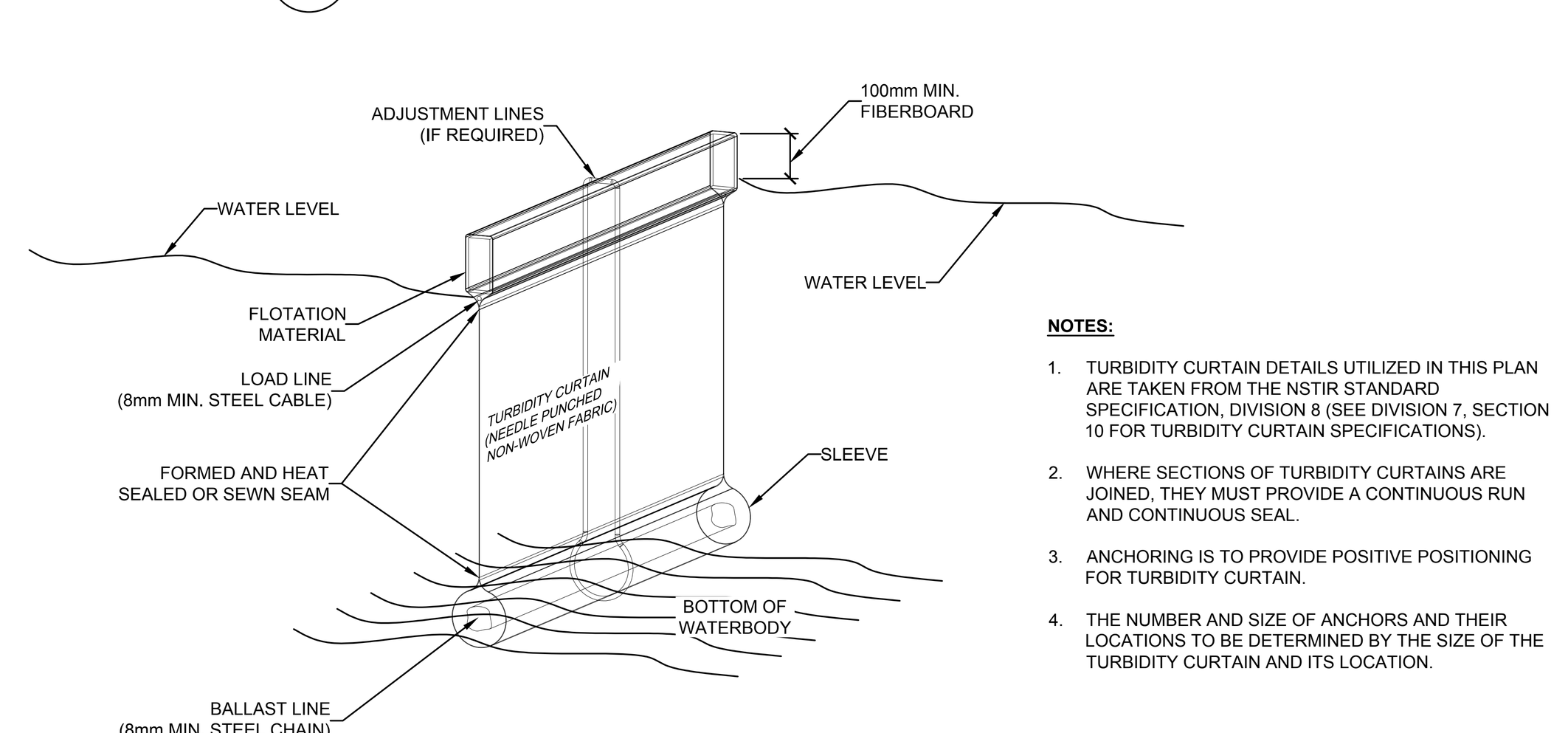

NOTES:

1. TURBIDITY CURTAIN DETAILS UTILIZED IN THIS PLAN ARE TAKEN FROM THE NSTIR STANDARD SPECIFICATION, DIVISION 8 (SEE DIVISION 7, SECTION 10 FOR TURBIDITY CURTAIN SPECIFICATIONS).
2. WHERE SECTIONS OF TURBIDITY CURTAINS ARE JOINED, THEY MUST PROVIDE A CONTINUOUS RUN AND CONTINUOUS SEAL.
3. ANCHORING IS TO PROVIDE POSITIVE POSITIONING FOR TURBIDITY CURTAIN.
4. THE NUMBER AND SIZE OF ANCHORS AND THEIR LOCATIONS TO BE DETERMINED BY THE SIZE OF THE TURBIDITY CURTAIN AND ITS LOCATION.

4 / C-105 **TYPICAL TURBIDITY CURTAIN OBLIQUE DETAIL**
SCALE NTS

1 / C-105 **TYPICAL SEDIMENT FENCE DETAIL**
NTS

Contractor must check and verify all dimensions on the job, and report any discrepancies to the Architect before proceeding with the work.

Do not scale this drawing.

REVISIONS AND ISSUES

REV	DESCRIPTION	DATE
1	ISSUED FOR TENDER	2018-03-01

MJMA
maclennan jaunkalns miller architects
425 adelaide street west level 6
toronto ontario m5v 3c1
416 593 6796
www.mjmarchitects.com

TEAL Architects+Planners
1660 Hollis Street, Suite 1101
Halifax, Nova Scotia B3J 1V7
www.tealarchitects.com

CAMPBELL COMEAU ENGINEERING LTD.
STRUCTURAL ENGINEERS
2719 GLADSTONE STREET, SUITE 110
HALIFAX NS, B3K 4W6
T: 902 429 5454 F:902 444 3099

Smith + Andersen
MECHANICAL ENGINEERS
500–4211 Yonge Street
Toronto, Ontario, M2P 2A9
T: 416 487 8151 F: 416 487 9104

Smith + Andersen
ELECTRICAL ENGINEERS
1969 Upper Water Street, Suite 1905
Halifax, Nova Scotia, B3J 3R7
T: 902 440 0981 F: 416 487 9104

Strum Consulting
CIVIL ENGINEERS
Railside, 1355 Bedford Highway
Bedford, NS B4A 1C5
T: 902 835 5560 F: 902 835 5574

EAST HANTS
We live it!

Municipality of East Hants
Parks, Recreation and Culture
Lloyd E Matheson Centre
15 Commerce Court
Elmsdale, NS B2S 3K5
T: 902 883-7098

KEYPLAN

NORTH ARROW
TRUE N
PROJECT N

REGISTERED PROFESSIONAL ENGINEER
DATE: MAR 1, 2018
C. N. BOUDREAU
7511
PROVINCE OF NOVA SCOTIA

PROJECT TITLE
East Hants Aquatic Centre
Commerce Court, Elmsdale, NS

DRAWING TITLE
EROSION & SEDIMENT CONTROL PLAN

SCALE
AS NOTED

DATE
2018-02-12

PROJECT NUMBER
16-5893

DRAWING NUMBER
C-105

27/51/2018 8:51:22 AM
S:\Strum Project Files\2016 Files\16-5893\Drawings\CAD Drawings\16-5893 EHAC – Rev 1 IFT – Feb 26 2018.dwg

LEGEND

GENERAL

- PROPERTY LINE
- LIMIT OF WORK LINE
- REMOVE EXISTING CONCRETE CURB AND AMEND EXISTING ASPHALT
- CLEAR AND GRUB EXISTING VEGETATION
- EXISTING TREE TO BE PROTECTED; TREE PROTECTION HOARDING 1M OUTSIDE OF DRIPLINE
- EXISTING TREE TO BE REMOVED

NOTE:
THE FOLLOWING TREE PROTECTION MEASURES AND CONDITIONS ARE PROVIDED FOR THE ONGOING PROTECTION OF TREES ON OR BORDERING THE SUBJECT LANDS DURING ALL CONSTRUCTION PHASES OF THE PROPOSED AQUATIC CENTRE DEVELOPMENT. ALL TREE PROTECTION MEASURES ARE AT ALL TIMES EXPECTED TO MEET OR EXCEED THE MUNICIPALITY OF EAST HANTS BY-LAW REQUIREMENTS.

TREES IDENTIFIED FOR PRESERVATION REQUIRE PROTECTION AT DISTANCES SET OUT IN TREE PRESERVATION STANDARDS SPECIFIED BY THE MUNICIPALITY OF EAST HANTS. THESE TREE PRESERVATION STANDARDS INDICATE CRITICAL ROOT ZONES THAT CANNOT BE DISTURBED. THE TREE PROTECTION ZONE IS EQUAL TO THE SPREAD OF THE CROWN PLUS 1M DIAMETER.

1. ALL TREES TO BE RETAINED SHOULD BE ADEQUATELY PROTECTED DURING CONSTRUCTION FROM PHYSICAL DAMAGE (ABOVE AND BELOW GRADE), CHANGES IN HYDROLOGY, "INJURY AND DESTRUCTION".
2. A TREE PROTECTION FENCE ALIGNMENT SHOULD MEET OR EXCEED MINIMUM STANDARDS REQUIRED BY THE MUNICIPALITY OF EAST HANTS AND SHOULD BE LOCATED 1M OUTSIDE THE DRIPLINE OF ALL TREES TO BE RETAINED.
3. TREE PROTECTION FENCING TO BE INSTALLED SHOULD FORM A STURDY BARRIER TO CONSTRUCTION EQUIPMENT AND PERSONNEL, BE CHAIN LINK OR METAL FENCING PANELS.
4. NO STORAGE OF MATERIALS OR FILL IS PERMITTED WITHIN THE TREE PROTECTION ZONE. NO MOVEMENT OR STORAGE OF VEHICLES OR EQUIPMENT IS PERMITTED WITHIN THE TREE PROTECTION ZONE. THE TREE PROTECTION ZONE MUST REMAIN UNDISTURBED AT ALL TIMES.
5. INSTALL SIGNS ALONG TREE PROTECTION AREAS TO PROHIBIT ACCESS TO UNAUTHORIZED PERSONNEL / EQUIPMENT; SIGNAGE SHOULD CITE RELEVANT BY-LAWS.
6. GRADING ON SITE SHOULD SLOPE AWAY FROM TREE PROTECTION ZONES.
7. TREE PROTECTION TO BE REGULARLY MONITORED BY CERTIFIED ARBORIST THROUGHOUT THE DURATION OF THE PROJECT.
8. TREE PROTECTION IS TO BE INSTALLED PRIOR TO THE COMMENCEMENT OF ANY SITE WORK. FENCING TO BE MAINTAINED IN GOOD REPAIR UNTIL REMOVAL IS APPROVED BY THE MUNICIPALITY.

Contractor must check and verify all dimensions on the job, and report any discrepancies to the Architect before proceeding with the work.

Do not scale this drawing.

REVISIONS AND ISSUES

REV	DESCRIPTION	DATE
1	Issued for Tender	2018-03-01

MJMA
maclennan jaunkalns miller architects
425 adelaide street west level 6
toronto ontario m5v 3c1
416 593 6796
www.mjmarchitects.com

TEAL Architects+Planners
1660 Hollis Street, Suite 1101
Halifax, Nova Scotia B3J 1V7
www.tealarchitects.com

CAMPBELL COMEAU ENGINEERING LTD.
STRUCTURAL ENGINEERS
2719 Gladstone Street, Suite 110
Halifax, Nova Scotia, B3K 4N6
T: 902 429 5454 F: 902 444 3099

Smith + Andersen
MECHANICAL ENGINEERS
500-4211 Yonge Street
Toronto, Ontario, M2P 2A9
T: 416 487 8151 F: 416 487 9104

Smith + Andersen
ELECTRICAL ENGINEERS
1969 Upper Water Street, Suite 1905
Halifax, Nova Scotia, B3J 3R7
T: 902 440 0981 F: 416 487 9104

Strum Consulting
CIVIL ENGINEERS
Rollside, 1355 Bedford Highway
Bedford, NS B4A 1C5
T: 902 835 5560 F: 902 835 5574

EAST HANTS
We live it!

Municipality of East Hants
Parks, Recreation and Culture
Lloyd E Matheson Centre
15 Commerce Court
Elmsdale, NS B2S 3K5
T: 902 883-7098

KEYPLAN

NORTH ARROW

SEAL

PROJECT TITLE
East Hants Aquatic Centre

Commerce Court, Elmsdale, NS

DRAWING TITLE
REMOVALS AND PRESERVATION PLAN

SCALE
1:300

DATE
2018-03-01

PROJECT NUMBER
1609

DRAWING NUMBER
L100

LEGEND

GENERAL

- PROPERTY LINE
- LIMIT OF WORK LINE
- ENTRANCE/ EXIT
- DIRECTION OF SLOPE

MATERIALS + LAYOUT

- PEDESTRIAN CONCRETE PAVING
- VEHICULAR ASPHALT PAVING
- GREEN WALL SYSTEM
- GRAVEL ACCESS ROAD
- CRUSHER RUN PATH
- CIP RUBBER SURFACING
- EXISTING WETLAND AREA
- EXISTING TREES TO BE PROTECTED

Contractor must check and verify all dimensions on the job, and report any discrepancies to the Architect before proceeding with the work.

Do not scale this drawing.

REVISIONS AND ISSUES

REV	DESCRIPTION	DATE
1	Issued for Tender	2018-03-01

MJMA
maclennan jaunkalns miller architects
425 adelaide street west level 6
toronto ontario m5v 3c1
416 593 6796
www.mjmarchitects.com

TEAL Architects+Planners
1660 Hollis Street, Suite 1101
Halifax, Nova Scotia B3J 1V7
www.tealarchitects.com

CAMPBELL COMEAU ENGINEERING LTD.
STRUCTURAL ENGINEERS
2719 Gladstone Street, Suite 110
Halifax, Nova Scotia, B3K 4W6
T: 902 429 5454 F: 902 444 3099

Smith + Andersen
MECHANICAL ENGINEERS
500-4211 Yonge Street
Toronto, Ontario, M2P 2A9
T: 416 487 8151 F: 416 487 9104

Smith + Andersen
ELECTRICAL ENGINEERS
1969 Upper Water Street, Suite 1905
Halifax, Nova Scotia, B3J 3R7
T: 902 440 0981 F: 416 487 9104

Strum Consulting
CIVIL ENGINEERS
Rolside, 1355 Bedford Highway
Bedford, NS B4A 1C5
T: 902 835 5560 F: 902 835 5574

EAST HANTS
We live it!

Municipality of East Hants
Parks, Recreation and Culture
Lloyd E Matheson Centre
15 Commerce Court
Elmsdale, NS B2S 3K5
T: 902 883-7098

KEYPLAN

NORTH ARROW

SEAL

PROJECT TITLE

East Hants Aquatic Centre

Commerce Court, Elmsdale, NS

DRAWING TITLE

LAYOUT AND MATERIALS PLAN

SCALE 1:300

DATE 2018-03-01

PROJECT NUMBER 1609

DRAWING NUMBER L101

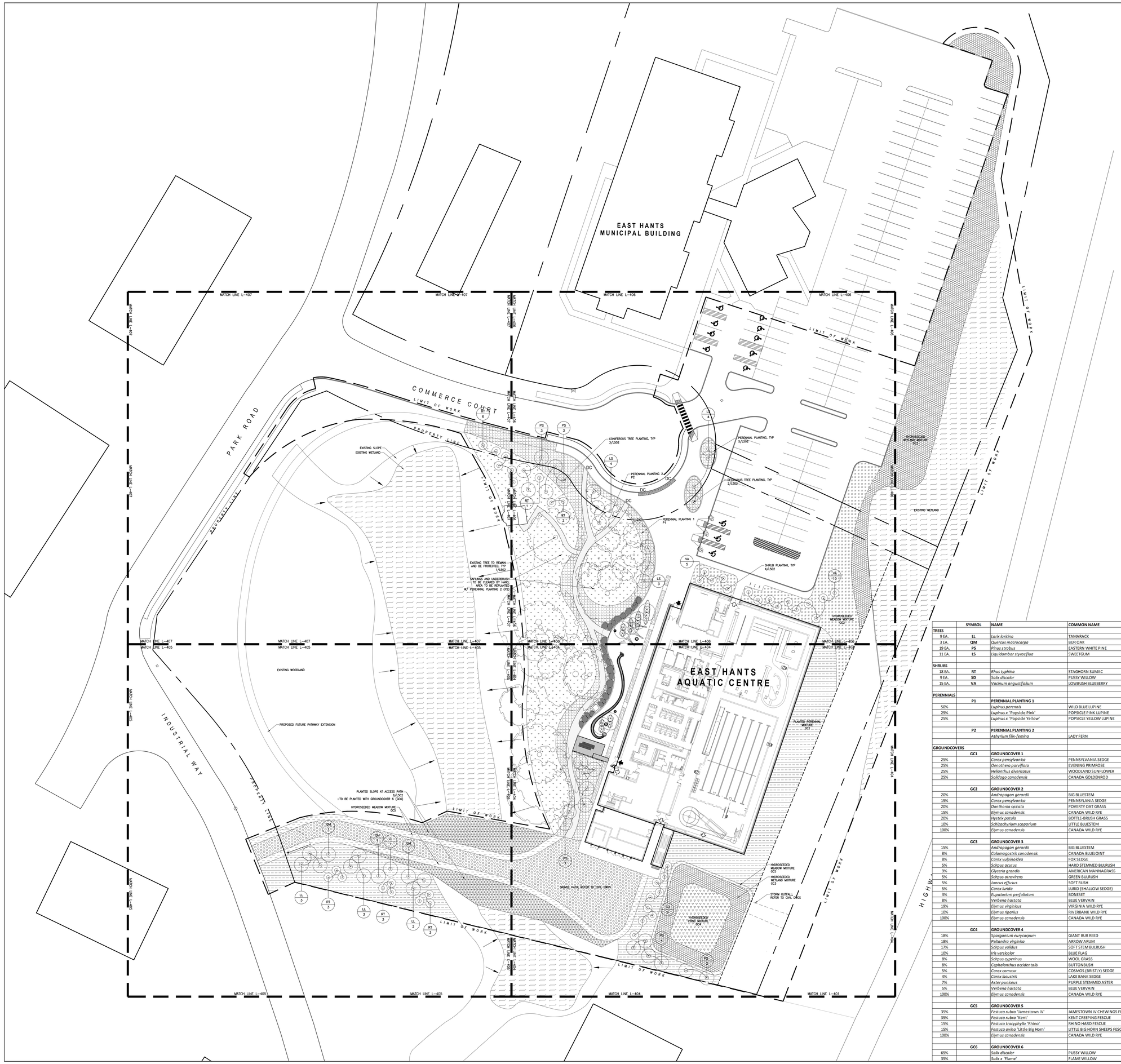

LEGEND

GENERAL

- PROPERTY LINE
- LIMIT OF WORK LINE
- ENTRANCE/ EXIT
- DIRECTION OF SLOPE

PLANTING

- PERENNIAL PLANTING 1 P1
- UNDERGROWTH CLEARING TO BE PLANTED WITH PERENNIAL PLANTING 2 P2
- PLANTED GROUNDCOVER 1 GC1
- SEEDED GROUNDCOVER 2 GC2
- SEEDED GROUNDCOVER 3 GC3
- SEEDED GROUNDCOVER 4 GC4
- SEEDED GROUNDCOVER 5 GC5
- PLANTED SLOPE AT ACCESS PATH GROUNDCOVER 6 GC6
- PROPOSED TREE
- PROPOSED SHRUB
- EXISTING TREES TO BE PROTECTED

	SYMBOL	NAME	COMMON NAME	SIZE	SPACING
TREES					
9 EA.	LL	*Larix laricina*	TAMARACK	60MM CAL. AT BASE; 2500-2700MM HT.	AS SHOWN
3 EA.	QM	*Quercus macrocarpa*	BUR OAK	60MM CALIPER	AS SHOWN
19 EA.	PS	*Pinus strobus*	EASTERN WHITE PINE	60MM CAL. AT BASE; 2500-2700MM HT.	AS SHOWN
11 EA.	LS	*Liquidambar styraciflua*	SWEETGUM	60MM CALIPER	AS SHOWN
SHRUBS					
18 EA.	RT	*Rhus typhina*	STAGHORN SUMAC	1200 HT.	AS SHOWN
9 EA.	SD	*Salix discolor*	PUSSY WILLOW	1200 HT.	AS SHOWN
15 EA.	VA	*Vacinum angustifolium*	LOWBUSH BLUEBERRY	5 GAL CONTAINER	AS SHOWN
PERENNIALS					
	P1	**PERENNIAL PLANTING 1**			
50%		*Lupinus perennis*	WILD BLUE LUPINE	3 GAL CONTAINER	450MM O.C.
25%		*Lupinus x 'Popsicle Pink'*	POPSICLE PINK LUPINE	3 GAL CONTAINER	450MM O.C.
25%		*Lupinus x 'Popsicle Yellow'*	POPSICLE YELLOW LUPINE	3 GAL CONTAINER	450MM O.C.
	P2	**PERENNIAL PLANTING 2**			
		Athyrium filix-femina	LADY FERN	1 GAL CONTAINER	300MM O.C.
GROUNDCOVERS					
	GC1	**GROUNDCOVER 1**			
25%		*Carex pensylvanica*	PENNSYLVANIA SEDGE	1 GAL CONTAINER	450MM O.C.
25%		*Oenothera parviflora*	EVENING PRIMROSE	1 GAL CONTAINER	450MM O.C.
25%		*Helianthus divericatus*	WOODLAND SUNFLOWER	1 GAL CONTAINER	450MM O.C.
25%		*Solidago canadensis*	CANADA GOLDENROD	1 GAL CONTAINER	450MM O.C.
	GC2	**GROUNDCOVER 2**			25KG / HA
20%		*Andropogon gerardii*	BIG BLUESTEM	SEED	
15%		*Carex pensylvanica*	PENNSYLVANIA SEDGE	SEED	
20%		*Danthonia spicata*	POVERTY OAT GRASS	SEED	
15%		*Elymus canadensis*	CANADA WILD RYE	SEED	
20%		*Hystrix patula*	BOTTLE-BRUSH GRASS	SEED	
10%		*Schizachyrium scoparium*	LITTLE BLUESTEM	SEED	
100%		*Elymus canadensis*	CANADA WILD RYE	SEED	25KG / HA
	GC3	**GROUNDCOVER 3**			25KG / HA
15%		*Andropogon gerardii*	BIG BLUESTEM	SEED	
8%		*Calamagostris canadensis*	CANADA BLUEJOINT	SEED	
8%		*Carex vulpinoidea*	FOX SEDGE	SEED	
5%		*Scirpus acutus*	HARD STEMMED BULRUSH	SEED	
9%		*Glyceria grandis*	AMERICAN MANNAGRASS	SEED	
5%		*Scirpus atrovirens*	GREEN BULRUSH	SEED	
5%		*Juncus effusus*	SOFT RUSH	SEED	
5%		*Carex lurida*	LURID (SHALLOW SEDGE)	SEED	
3%		*Eupatorium perfoliatum*	BONESET	SEED	
8%		*Verbena hastata*	BLUE VERVAIN	SEED	
19%		*Elymus virginicus*	VIRGINIA WILD RYE	SEED	
10%		*Elymus riparius*	RIVERBANK WILD RYE	SEED	
100%		*Elymus canadensis*	CANADA WILD RYE	SEED	25KG / HA
	GC4	**GROUNDCOVER 4**			25KG / HA
18%		*Sparganium eurycarpum*	GIANT BUR REED	SEED	
18%		*Peltandra virginica*	ARROW ARUM	SEED	
17%		*Scirpus validus*	SOFT STEM BULRUSH	SEED	
10%		*Iris versicolor*	BLUE FLAG	SEED	
8%		*Scirpus cyperinus*	WOOL GRASS	SEED	
8%		*Cephalanthus occidentalis*	BUTTONBUSH	SEED	
5%		*Carex comosa*	COSMOS (BRISTLY) SEDGE	SEED	
4%		*Carex lacustris*	LAKE BANK SEDGE	SEED	
7%		*Aster puniceus*	PURPLE STEMMED ASTER	SEED	
5%		*Verbena hastata*	BLUE VERVAIN	SEED	
100%		*Elymus canadensis*	CANADA WILD RYE	SEED	25KG / HA
	GC5	**GROUNDCOVER 5**			25KG / HA
35%		*Festuca rubra 'Jamestown IV'*	JAMESTOWN IV CHEWINGS FESCUE	SEED	
35%		*Festuca rubra 'Kent'*	KENT CREEPING FESCUE	SEED	
15%		*Festuca tracyphylla 'Rhino'*	RHINO HARD FESCUE	SEED	
15%		*Festuca ovina 'Little Big Horn'*	LITTLE BIG HORN SHEEPS FESCUE	SEED	
100%		*Elymus canadensis*	CANADA WILD RYE	SEED	25KG / HA
	GC6	**GROUNDCOVER 6**			
65%		*Salix discolor*	PUSSY WILLOW	19-40MM DIA. LIVE CUTTING	450-600MM O.C.
35%		*Salix x 'Flame'*	FLAME WILLOW	19-40MM DIA. LIVE CUTTING	450-600MM O.C.

Contractor must check and verify all dimensions on the job, and report any discrepancies to the Architect before proceeding with the work.

Do not scale this drawing.

REVISIONS AND ISSUES

REV	DESCRIPTION	DATE
1	Issued for Tender	2018-03-01

MJMA
maclennan jaunkalns miller architects
425 adelaide street west level 6
toronto ontario m5v 3c1
416 593 6796
www.mjmarchitects.com

TEAL Architects+Pioneers
1660 Hollis Street, Suite 1101
Halifax, Nova Scotia B3J 1V7
www.tealarchitects.com

CAMPBELL COMEAU ENGINEERING LTD.
STRUCTURAL ENGINEERS
2719 Gladstone Street, Suite 110
Halifax, Nova Scotia, B3K 4W6
T: 902 429 5454 F: 902 444 3099

Smith + Andersen
MECHANICAL ENGINEERS
500-4211 Yonge Street
Toronto, Ontario, M2P 2A9
T: 416 487 8151 F: 416 487 9104

Smith + Andersen
ELECTRICAL ENGINEERS
1969 Upper Water Street, Suite 1905
Halifax, Nova Scotia, B3J 3R7
T: 902 440 0981 F: 416 487 9104

Strum Consulting
CIVIL ENGINEERS
Rolslide, 1355 Bedford Highway
Bedford, NS B4A 1C5
T: 902 835 5560 F: 902 835 5574

EAST HANTS
We live it!

Municipality of East Hants
Parks, Recreation and Culture
Lloyd E. Matheson Centre
15 Commerce Court
Elmsdale, NS B2S 3K5
T: 902 883-7098

KEYPLAN

NORTH ARROW

SEAL

PROJECT TITLE
East Hants Aquatic Centre
Commerce Court, Elmsdale, NS

DRAWING TITLE
PLANTING PLAN

SCALE
1:300

DATE
2018-03-01

PROJECT NUMBER
1609

DRAWING NUMBER
L102

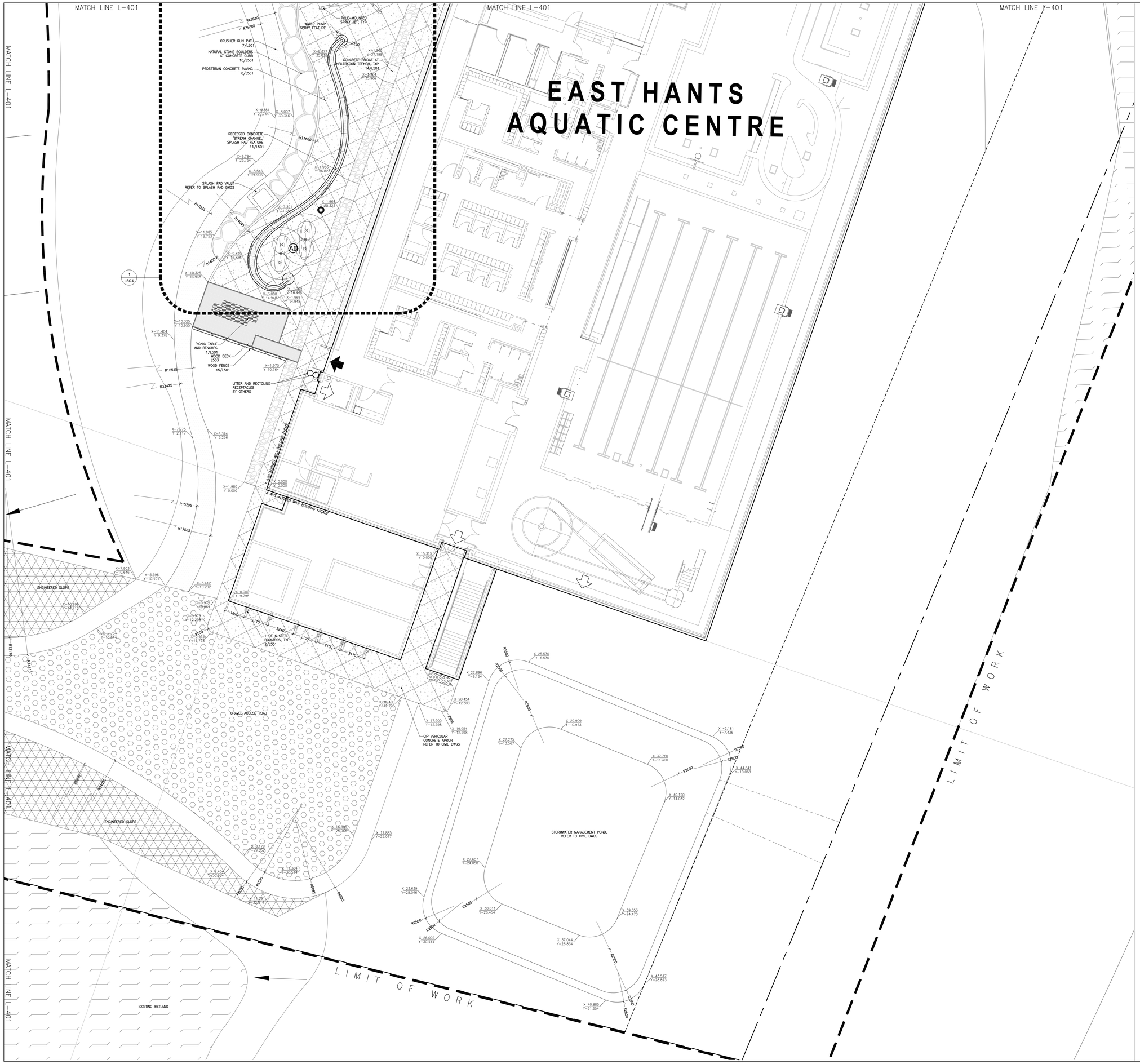

Contractor must check and verify all dimensions on the job, and report any discrepancies to the Architect before proceeding with the work.

Do not scale this drawing.

REVISIONS AND ISSUES

REV	DESCRIPTION	DATE
1	Issued for Tender	2018-03-01

MJMA
maclennan jaunkalns miller architects
425 adelaide street west level 6
toronto ontario m5v 3c1
416 593 6796
www.mjmarchitects.com

TEAL Architects+Planners
1660 Hollis Street, Suite 1101
Halifax, Nova Scotia B3J 1V7
www.tealarchitects.com

CAMPBELL COMEAU ENGINEERING LTD.
STRUCTURAL ENGINEERS
2719 Gladstone Street, Suite 110
Halifax, Nova Scotia, B3K 4N6
T: 902 429 5454 F: 902 444 3099

Smith + Andersen
MECHANICAL ENGINEERS
500-4211 Yonge Street
Toronto, Ontario, M2P 2A9
T: 416 487 8151 F: 416 487 9104

Smith + Andersen
ELECTRICAL ENGINEERS
1969 Upper Water Street, Suite 1905
Halifax, Nova Scotia, B3J 3R7
T: 902 440 0981 F: 416 487 9104

Strum Consulting
CIVIL ENGINEERS
Rolloide, 1355 Bedford Highway
Bedford, NS B4A 1C5
T: 902 835 5560 F: 902 835 5574

EAST HANTS
We live it!

Municipality of East Hants
Parks, Recreation and Culture
Lloyd E Matheson Centre
15 Commerce Court
Elmsdale, NS B2S 3K5
T: 902 883-7058

KEYPLAN

NORTH ARROW

SEAL

PROJECT TITLE
East Hants Aquatic Centre
Commerce Court, Elmsdale, NS

DRAWING TITLE
ENLARGEMENT PLAN-01

SCALE
1:100

DATE
2018-03-01

PROJECT NUMBER
1609

DRAWING NUMBER
L401

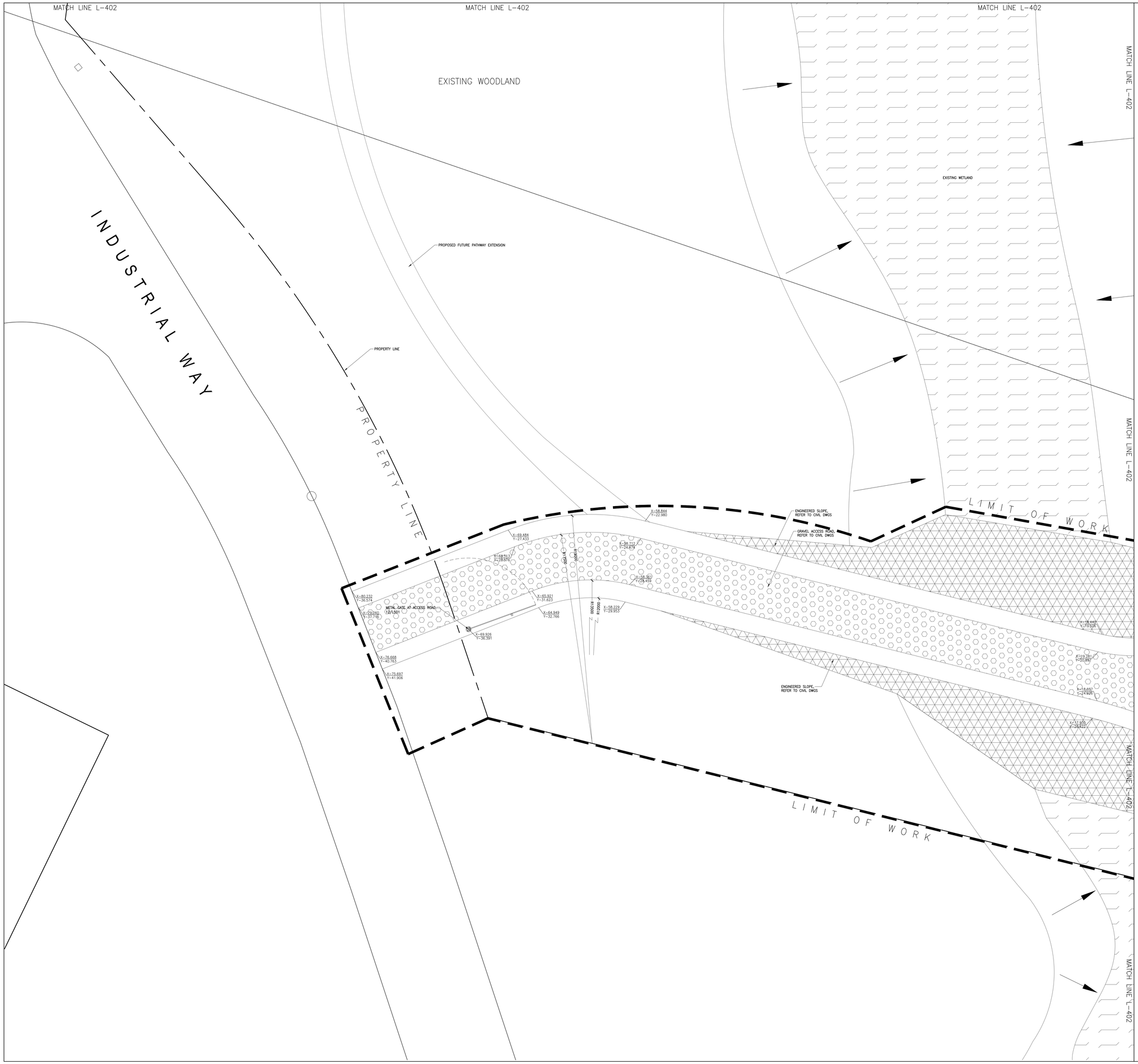

LEGEND

GENERAL

- PROPERTY LINE
- LIMIT OF WORK LINE
- ENTRANCE/ EXIT
- DIRECTION OF SLOPE

MATERIALS + LAYOUT

- PEDESTRIAN CONCRETE PAVING
- VEHICULAR ASPHALT PAVING
- GREEN WALL SYSTEM
- GRAVEL ACCESS ROAD
- CRUSHER RUN PATH
- CIP RUBBER SURFACING
- EXISTING WETLAND AREA

Contractor must check and verify all dimensions on the job, and report any discrepancies to the Architect before proceeding with the work.

Do not scale this drawing.

REVISIONS AND ISSUES

REV	DESCRIPTION	DATE
1	Issued for Tender	2018-03-01

MJMA

maclennan jaunkalns miller architects

425 adelaide street west level 6
toronto ontario m5v 3c1
416 593 6796
www.mjmarchitects.com

TEAL Architects+Planners
1660 Hollis Street, Suite 1101
Halifax, Nova Scotia B3J 1V7
www.tealarchitects.com

CAMPBELL COMEAU ENGINEERING LTD.
STRUCTURAL ENGINEERS
2719 Gladstone Street, Suite 110
Halifax, Nova Scotia, B3K 4W6
T: 902 429 5454 F: 902 444 3099

Smith + Andersen
MECHANICAL ENGINEERS
500-4211 Yonge Street
Toronto, Ontario, M2P 2A9
T: 416 487 8151 F: 416 487 9104

Smith + Andersen
ELECTRICAL ENGINEERS
1969 Upper Water Street, Suite 1905
Halifax, Nova Scotia, B3J 3K7
T: 902 440 0981 F: 416 487 9104

Strum Consulting
CIVIL ENGINEERS
Rollside, 1355 Bedford Highway
Bedford, NS B4A 1C5
T: 902 835 5560 F: 902 835 5574

EAST HANTS
We live it!

Municipality of East Hants
Parks, Recreation and Culture
Lloyd E Matheson Centre
15 Commerce Court
Elmsdale, NS B2S 3K5
T: 902 883-7098

KEYPLAN

NORTH ARROW

SEAL

PROJECT TITLE

East Hants Aquatic Centre

Commerce Court, Elmsdale, NS

DRAWING TITLE

ENLARGEMENT PLAN-02

SCALE

1:100

DATE

2018-03-01

PROJECT NUMBER

1609

DRAWING NUMBER

L402

LEGEND

GENERAL

- PROPERTY LINE
- LIMIT OF WORK LINE
- ENTRANCE/ EXIT
- DIRECTION OF SLOPE

MATERIALS + LAYOUT

- PEDESTRIAN CONCRETE PAVING
- VEHICULAR ASPHALT PAVING
- GREEN WALL SYSTEM
- GRAVEL ACCESS ROAD
- CRUSHER RUN PATH
- CIP RUBBER SURFACING
- EXISTING WETLAND AREA

Contractor must check and verify all dimensions on the job, and report any discrepancies to the Architect before proceeding with the work.

Do not scale this drawing.

REVISIONS AND ISSUES

REV	DESCRIPTION	DATE
1	Issued for Tender	2018-03-01

MJMA
maclennan jaunkalns miller architects
425 adelaide street west level 6
toronto ontario m5v 3c1
416 593 6796
www.mjmarchitects.com

TEAL Architects+Planners
1660 Hollis Street, Suite 1101
Halifax, Nova Scotia B3J 1V7
www.tealarchitects.com

CAMPBELL COMEAU ENGINEERING LTD.
STRUCTURAL ENGINEERS
2719 Gladstone Street, Suite 110
Halifax, Nova Scotia, B3K 4W6
T: 902 429 5454 F: 902 444 3099

Smith + Andersen
MECHANICAL ENGINEERS
500-4211 Yonge Street
Toronto, Ontario, M2P 2A9
T: 416 487 8151 F: 416 487 9104

Smith + Andersen
ELECTRICAL ENGINEERS
1969 Upper Water Street, Suite 1905
Halifax, Nova Scotia, B3J 3K7
T: 902 440 0981 F: 416 487 9104

Strum Consulting
CIVIL ENGINEERS
Rolliside, 1355 Bedford Highway
Bedford, NS B4A 1C5
T: 902 835 5560 F: 902 835 5574

EAST HANTS
We live it!

Municipality of East Hants
Parks, Recreation and Culture
Lloyd E Matheson Centre
15 Commerce Court
Elmsdale, NS B2S 3K5
T: 902 883-7098

KEYPLAN

NORTH ARROW

SEAL

PROJECT TITLE

East Hants Aquatic Centre

Commerce Court, Elmsdale, NS

DRAWING TITLE

ENLARGEMENT PLAN-03

SCALE 1:100

DATE 2018-03-01

PROJECT NUMBER 1609

DRAWING NUMBER L403

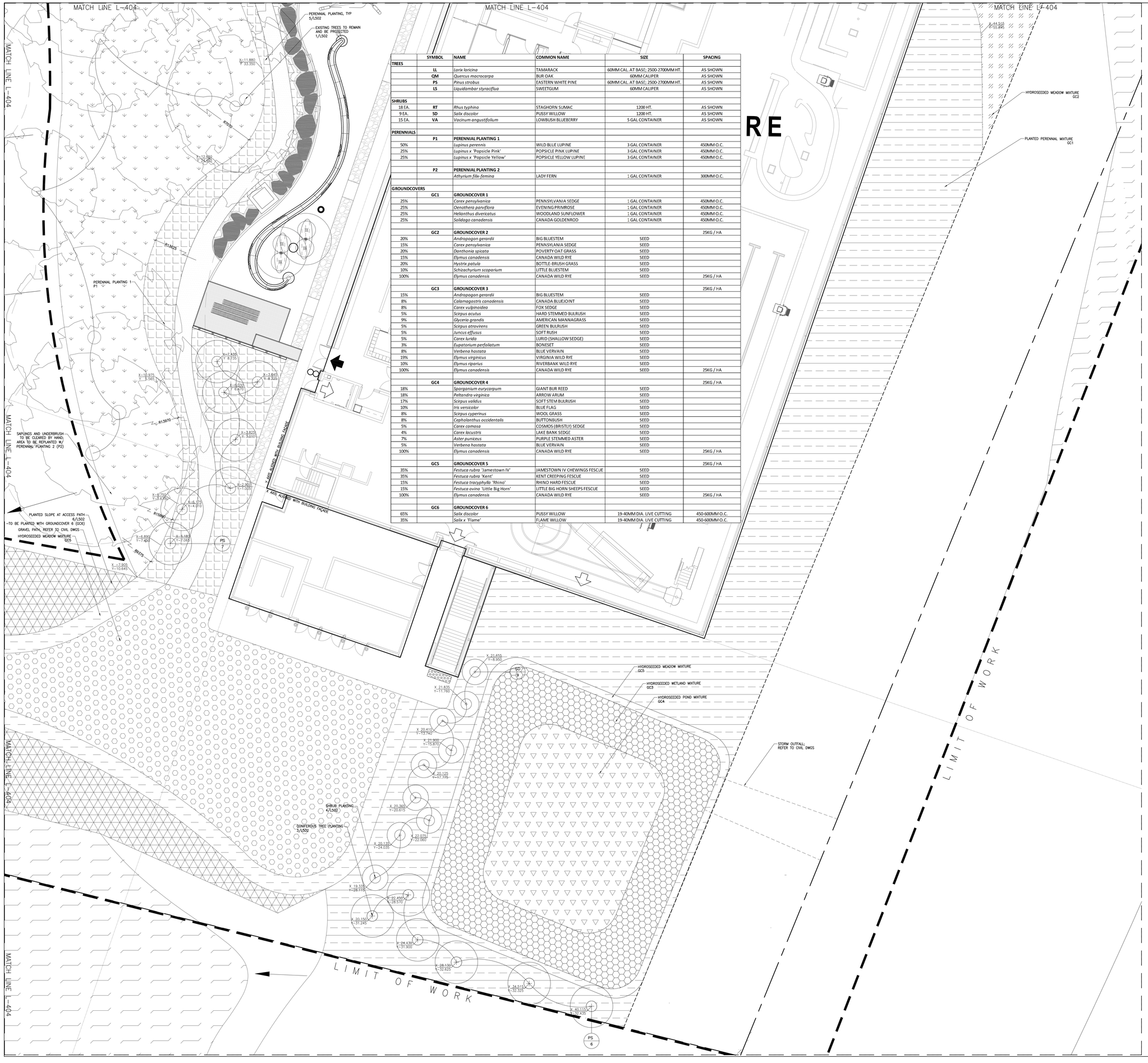

	SYMBOL	NAME	COMMON NAME	SIZE	SPACING
TREES					
	LL	*Larix laricina*	TAMARACK	60MM CAL. AT BASE; 2500-2700MM HT.	AS SHOWN
	QM	*Quercus macrocarpa*	BUR OAK	60MM CALIPER	AS SHOWN
	PS	*Pinus strobus*	EASTERN WHITE PINE	60MM CAL. AT BASE; 2500-2700MM HT.	AS SHOWN
	LS	*Liquidambar styraciflua*	SWEETGUM	60MM CALIPER	AS SHOWN
SHRUBS					
18 EA.	**RT**	*Rhus typhina*	STAGHORN SUMAC	1200 HT.	AS SHOWN
9 EA.	**SD**	*Salix discolor*	PUSSY WILLOW	1200 HT.	AS SHOWN
15 EA.	**VA**	*Vacinum angustifolium*	LOWBUSH BLUEBERRY	5 GAL CONTAINER	AS SHOWN
PERENNIALS					
	P1	**PERENNIAL PLANTING 1**			
50%		*Lupinus perennis*	WILD BLUE LUPINE	3 GAL CONTAINER	450MM O.C.
25%		*Lupinus x 'Popsicle Pink'*	POPSICLE PINK LUPINE	3 GAL CONTAINER	450MM O.C.
25%		*Lupinus x 'Popsicle Yellow'*	POPSICLE YELLOW LUPINE	3 GAL CONTAINER	450MM O.C.
	P2	**PERENNIAL PLANTING 2**			
		Athyrium filix-femina	LADY FERN	1 GAL CONTAINER	300MM O.C.
GROUNDCOVERS					
	GC1	**GROUNDCOVER 1**			
25%		*Carex pensylvanica*	PENNSYLVANIA SEDGE	1 GAL CONTAINER	450MM O.C.
25%		*Oenothera parviflora*	EVENING PRIMROSE	1 GAL CONTAINER	450MM O.C.
25%		*Helianthus divericatus*	WOODLAND SUNFLOWER	1 GAL CONTAINER	450MM O.C.
25%		*Solidago canadensis*	CANADA GOLDENROD	1 GAL CONTAINER	450MM O.C.
	GC2	**GROUNDCOVER 2**			25KG / HA
20%		*Andropogon gerardii*	BIG BLUESTEM	SEED	
15%		*Carex pensylvanica*	PENNSYLVANIA SEDGE	SEED	
20%		*Danthonia spicata*	POVERTY OAT GRASS	SEED	
15%		*Elymus canadensis*	CANADA WILD RYE	SEED	
20%		*Hystrix patula*	BOTTLE-BRUSH GRASS	SEED	
10%		*Schizachyrium scoparium*	LITTLE BLUESTEM	SEED	
100%		*Elymus canadensis*	CANADA WILD RYE	SEED	25KG / HA
	GC3	**GROUNDCOVER 3**			25KG / HA
15%		*Andropogon gerardii*	BIG BLUESTEM	SEED	
8%		*Calamagostris canadensis*	CANADA BLUEJOINT	SEED	
8%		*Carex vulpinoidea*	FOX SEDGE	SEED	
5%		*Scirpus acutus*	HARD STEMMED BULRUSH	SEED	
9%		*Glyceria grandis*	AMERICAN MANNAGRASS	SEED	
5%		*Scirpus atraviriens*	GREEN BULRUSH	SEED	
5%		*Juncus effusus*	SOFT RUSH	SEED	
5%		*Carex lurida*	LURID (SHALLOW SEDGE)	SEED	
3%		*Eupatorium perfoliatum*	BONESET	SEED	
8%		*Verbena hastata*	BLUE VERVAIN	SEED	
19%		*Elymus virginicus*	VIRGINIA WILD RYE	SEED	
10%		*Elymus riparius*	RIVERBANK WILD RYE	SEED	
100%		*Elymus canadensis*	CANADA WILD RYE	SEED	25KG / HA
	GC4	**GROUNDCOVER 4**			25KG / HA
18%		*Sparganium eurycarpum*	GIANT BUR REED	SEED	
18%		*Peltandra virginica*	ARROW ARUM	SEED	
17%		*Scirpus validus*	SOFT STEM BULRUSH	SEED	
10%		*Iris versicolor*	BLUE FLAG	SEED	
8%		*Scirpus cyperinus*	WOOL GRASS	SEED	
8%		*Cephalanthus occidentalis*	BUTTONBUSH	SEED	
5%		*Carex comosa*	COSMOS (BRISTLY) SEDGE	SEED	
4%		*Carex lacustris*	LAKE BANK SEDGE	SEED	
7%		*Aster puniceus*	PURPLE STEMMED ASTER	SEED	
5%		*Verbena hastata*	BLUE VERVAIN	SEED	
100%		*Elymus canadensis*	CANADA WILD RYE	SEED	25KG / HA
	GC5	**GROUNDCOVER 5**			25KG / HA
35%		*Festuca rubra 'Jamestown IV'*	JAMESTOWN IV CHEWINGS FESCUE	SEED	
35%		*Festuca rubra 'Kent'*	KENT CREEPING FESCUE	SEED	
15%		*Festuca trachyphylla 'Rhino'*	RHINO HARD FESCUE	SEED	
15%		*Festuca ovina 'Little Big Horn'*	LITTLE BIG HORN SHEEPS FESCUE	SEED	
100%		*Elymus canadensis*	CANADA WILD RYE	SEED	25KG / HA
	GC6	**GROUNDCOVER 6**			
65%		*Salix discolor*	PUSSY WILLOW	19-40MM DIA. LIVE CUTTING	450-600MM O.C.
35%		*Salix x 'Flame'*	FLAME WILLOW	19-40MM DIA. LIVE CUTTING	450-600MM O.C.

LEGEND

GENERAL

- *PROPERTY LINE*
- *LIMIT OF WORK LINE*
- *ENTRANCE/ EXIT*
- *DIRECTION OF SLOPE*

PLANTING

- *PERENNIAL PLANTING 1 P1*
- *UNDERGROWTH CLEARING TO BE PLANTED WITH PERENNIAL PLANTING 2 P2*
- *PLANTED GROUNDCOVER 1 GC1*
- *SEEDED GROUNDCOVER 2 GC2*
- *SEEDED GROUNDCOVER 3 GC3*
- *SEEDED GROUNDCOVER 4 GC4*
- *SEEDED GROUNDCOVER 5 GC5*
- *PLANTED SLOPE AT ACCESS PATH GROUNDCOVER 6 GC6*
- *GRAVEL ACCESS ROAD*
- *PROPOSED TREE*
- *PROPOSED SHRUB*
- *EXISTING TREES TO BE PROTECTED*

Contractor must check and verify all dimensions on the job, and report any discrepancies to the Architect before proceeding with the work.

Do not scale this drawing.

REVISIONS AND ISSUES

REV.	DESCRIPTION	DATE
1	Issued for Tender	2018-03-01

MJMA
maclennan jaunkalns miller architects
425 adelaide street west level 6
toronto ontario m5v 3c1
416 593 6796
www.mjmarchitects.com

TEAL Architects+Planners
1660 Hollis Street, Suite 1101
Halifax, Nova Scotia B3J 1V7
www.tealarchitects.com

CAMPBELL COMEAU ENGINEERING LTD.
STRUCTURAL ENGINEERS
2719 Gladstone Street, Suite 110
Halifax, Nova Scotia, B3K 4W6
T: 902 429 5454 F: 902 444 3099

Smith + Andersen
MECHANICAL ENGINEERS
500-4211 Yonge Street
Toronto, Ontario, M2P 2A9
T: 416 487 8151 F: 416 487 9104

Smith + Andersen
ELECTRICAL ENGINEERS
1969 Upper Water Street, Suite 1905
Halifax, Nova Scotia, B3J 3R7
T: 902 440 0981 F: 416 487 9104

Strum Consulting
CIVIL ENGINEERS
Publiside, 1355 Bedford Highway
Bedford, NS B4A 1C5
T: 902 835 5560 F: 902 835 5574

EAST HANTS
We live it!

Municipality of East Hants
Parks, Recreation and Culture
Lloyd E. Matheson Centre
15 Commerce Court
Elmsdale, NS B2S 3K5
T: 902 883-7098

KEYPLAN

NORTH ARROW

SEAL

PROJECT TITLE
East Hants Aquatic Centre
Commerce Court, Elmsdale, NS

DRAWING TITLE
ENLARGEMENT PLAN-04

SCALE
1:100

DATE
2018-03-01

PROJECT NUMBER
1609

DRAWING NUMBER
L404

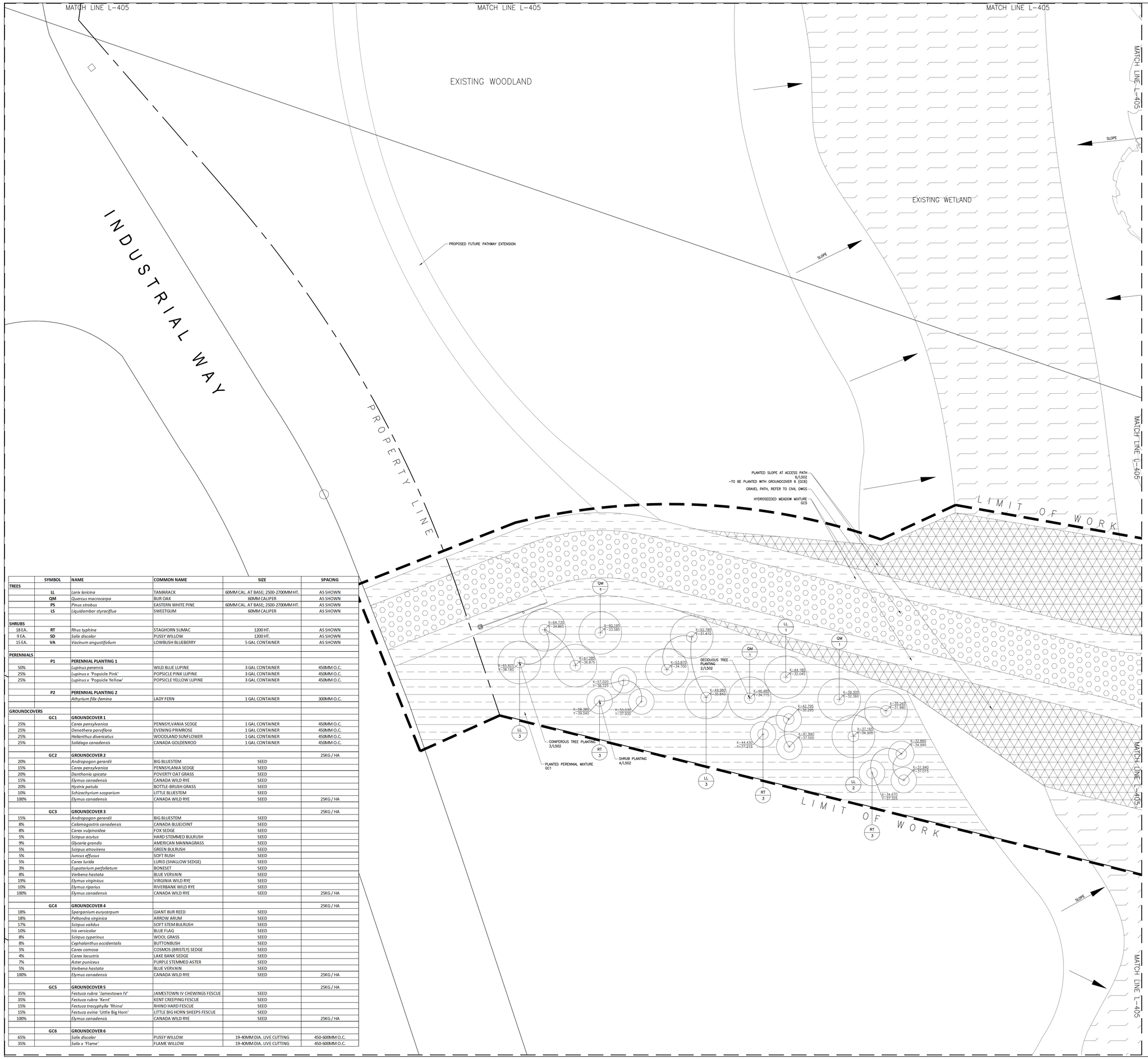

LEGEND

GENERAL

- PROPERTY LINE
- LIMIT OF WORK LINE
- ENTRANCE/ EXIT
- DIRECTION OF SLOPE

PLANTING

- PERENNIAL PLANTING 1 P1
- UNDERGROWTH CLEARING TO BE PLANTED WITH PERENNIAL PLANTING 2 P2
- PLANTED GROUNDCOVER 1 GC1
- SEEDED GROUNDCOVER 2 GC2
- SEEDED GROUNDCOVER 3 GC3
- SEEDED GROUNDCOVER 4 GC4
- SEEDED GROUNDCOVER 5 GC5
- PLANTED SLOPE AT ACCESS PATH GROUNDCOVER 6 GC6
- GRAVEL ACCESS ROAD
- PROPOSED TREE
- PROPOSED SHRUB
- EXISTING TREES TO BE PROTECTED

	SYMBOL	NAME	COMMON NAME	SIZE	SPACING
TREES					
	LL	*Larix laricina*	TAMARACK	60MM CAL. AT BASE; 2500-2700MM HT.	AS SHOWN
	QM	*Quercus macrocarpa*	BUR OAK	60MM CALIPER	AS SHOWN
	PS	*Pinus strobus*	EASTERN WHITE PINE	60MM CAL. AT BASE; 2500-2700MM HT.	AS SHOWN
	LS	*Liquidambar styraciflua*	SWEETGUM	60MM CALIPER	AS SHOWN
SHRUBS					
18 EA.	**RT**	*Rhus typhina*	STAGHORN SUMAC	1200 HT.	AS SHOWN
9 EA.	**SD**	*Salix discolor*	PUSSY WILLOW	1200 HT.	AS SHOWN
15 EA.	**VA**	*Vacinum angustifolium*	LOWBUSH BLUEBERRY	5 GAL CONTAINER	AS SHOWN
PERENNIALS					
	P1	**PERENNIAL PLANTING 1**			
50%		*Lupinus perennis*	WILD BLUE LUPINE	3 GAL CONTAINER	450MM O.C.
25%		*Lupinus x 'Popsicle Pink'*	POPSICLE PINK LUPINE	3 GAL CONTAINER	450MM O.C.
25%		*Lupinus x 'Popsicle Yellow'*	POPSICLE YELLOW LUPINE	3 GAL CONTAINER	450MM O.C.
	P2	**PERENNIAL PLANTING 2**			
		Athyrium filix-femina	LADY FERN	1 GAL CONTAINER	300MM O.C.
GROUNDCOVERS					
	GC1	**GROUNDCOVER 1**			
25%		*Carex pensylvanica*	PENNSYLVANIA SEDGE	1 GAL CONTAINER	450MM O.C.
25%		*Oenothera parviflora*	EVENING PRIMROSE	1 GAL CONTAINER	450MM O.C.
25%		*Helianthus divericatus*	WOODLAND SUNFLOWER	1 GAL CONTAINER	450MM O.C.
25%		*Solidago canadensis*	CANADA GOLDENROD	1 GAL CONTAINER	450MM O.C.
	GC2	**GROUNDCOVER 2**			25KG / HA
20%		*Andropogon gerardii*	BIG BLUESTEM	SEED	
15%		*Carex pensylvanica*	PENNSYLVANIA SEDGE	SEED	
20%		*Danthonia spicata*	POVERTY OAT GRASS	SEED	
15%		*Elymus canadensis*	CANADA WILD RYE	SEED	
20%		*Hystrix patula*	BOTTLE-BRUSH GRASS	SEED	
10%		*Schizachyrium scoparium*	LITTLE BLUESTEM	SEED	
100%		*Elymus canadensis*	CANADA WILD RYE	SEED	25KG / HA
	GC3	**GROUNDCOVER 3**			25KG / HA
15%		*Andropogon gerardii*	BIG BLUESTEM	SEED	
8%		*Calamagostris canadensis*	CANADA BLUEJOINT	SEED	
8%		*Carex vulpinoidea*	FOX SEDGE	SEED	
5%		*Scirpus acutus*	HARD STEMMED BULRUSH	SEED	
9%		*Glyceria grandis*	AMERICAN MANNAGRASS	SEED	
5%		*Scirpus atrovirens*	GREEN BULRUSH	SEED	
5%		*Juncus effusus*	SOFT RUSH	SEED	
5%		*Carex lurida*	LURID (SHALLOW SEDGE)	SEED	
3%		*Eupatorium perfoliatum*	BONESET	SEED	
8%		*Verbena hastata*	BLUE VERVAIN	SEED	
19%		*Elymus virginicus*	VIRGINIA WILD RYE	SEED	
10%		*Elymus riparius*	RIVERBANK WILD RYE	SEED	
100%		*Elymus canadensis*	CANADA WILD RYE	SEED	25KG / HA
	GC4	**GROUNDCOVER 4**			25KG / HA
18%		*Sparganium eurycarpum*	GIANT BUR REED	SEED	
18%		*Peltandra virginica*	ARROW ARUM	SEED	
17%		*Scirpus validus*	SOFT STEM BULRUSH	SEED	
10%		*Iris versicolor*	BLUE FLAG	SEED	
8%		*Scirpus cyperinus*	WOOL GRASS	SEED	
8%		*Cephalanthus occidentalis*	BUTTONBUSH	SEED	
5%		*Carex comosa*	COSMOS (BRISTLY) SEDGE	SEED	
4%		*Carex lacustris*	LAKE BANK SEDGE	SEED	
7%		*Aster puniceus*	PURPLE STEMMED ASTER	SEED	
5%		*Verbena hastata*	BLUE VERVAIN	SEED	
100%		*Elymus canadensis*	CANADA WILD RYE	SEED	25KG / HA
	GC5	**GROUNDCOVER 5**			25KG / HA
35%		*Festuca rubra* 'Jamestown IV'	JAMESTOWN IV CHEWINGS FESCUE	SEED	
35%		*Festuca rubra* 'Kent'	KENT CREEPING FESCUE	SEED	
15%		*Festuca tracyphylla* 'Rhino'	RHINO HARD FESCUE	SEED	
15%		*Festuca ovina* 'Little Big Horn'	LITTLE BIG HORN SHEEPS FESCUE	SEED	
100%		*Elymus canadensis*	CANADA WILD RYE	SEED	25KG / HA
	GC6	**GROUNDCOVER 6**			
65%		*Salix discolor*	PUSSY WILLOW	19-40MM DIA. LIVE CUTTING	450-600MM O.C.
35%		*Salix x 'Flame'*	FLAME WILLOW	19-40MM DIA. LIVE CUTTING	450-600MM O.C.

Contractor must check and verify all dimensions on the job, and report any discrepancies to the Architect before proceeding with the work.

Do not scale this drawing.

REVISIONS AND ISSUES

REV	DESCRIPTION	DATE
1	Issued for Tender	2018-03-01

MJMA
maclennan jaunkalns miller architects
425 adelaide street west level 6
toronto ontario m5v 3c1
416 593 6796
www.mjmarchitects.com

TEAL Architects+Planners
1660 Hollis Street, Suite 1101
Halifax, Nova Scotia B3J 1V7
www.tealarchitects.com

CAMPBELL COMEAU ENGINEERING LTD.
STRUCTURAL ENGINEERS
2719 Gladstone Street, Suite 110
Halifax, Nova Scotia, B3K 4N6
T: 902 429 5454 F: 902 444 3099

Smith + Andersen
MECHANICAL ENGINEERS
500-4211 Yonge Street
Toronto, Ontario, M2P 2A9
T: 416 487 8151 F: 416 487 9104

Smith + Andersen
ELECTRICAL ENGINEERS
1969 Upper Water Street, Suite 1905
Halifax, Nova Scotia, B3J 3R7
T: 902 440 0981 F: 416 487 9104

Strum Consulting
CIVIL ENGINEERS
Rollside, 1355 Bedford Highway
Bedford, NS B4A 1C5
T: 902 835 5560 F: 902 835 5574

EAST HANTS
We live it!

Municipality of East Hants
Parks, Recreation and Culture
Lloyd E. Matheson Centre
15 Commerce Court
Elmsdale, NS B2S 3K5
T: 902 883-7098

KEYPLAN

NORTH ARROW

SEAL

PROJECT TITLE

East Hants Aquatic Centre

Commerce Court, Elmsdale, NS

DRAWING TITLE

ENLARGEMENT PLAN-05

SCALE

1:100

DATE

2018-03-01

PROJECT NUMBER

1609

DRAWING NUMBER

L405

	SYMBOL	NAME	COMMON NAME	SIZE	SPACING
TREES					
	LL	*Larix laricina*	TAMARACK	60MM CAL. AT BASE; 2500-2700MM HT.	AS SHOWN
	QM	*Quercus macrocarpa*	BUR OAK	60MM CALIPER	AS SHOWN
	PS	*Pinus strobus*	EASTERN WHITE PINE	60MM CAL. AT BASE; 2500-2700MM HT.	AS SHOWN
	LS	*Liquidambar styraciflua*	SWEETGUM	60MM CALIPER	AS SHOWN
SHRUBS					
18 EA.	**RT**	*Rhus typhina*	STAGHORN SUMAC	1200 HT.	AS SHOWN
9 EA.	**SD**	*Salix discolor*	PUSSY WILLOW	1200 HT.	AS SHOWN
15 EA.	**VA**	*Vacinum angustifolium*	LOWBUSH BLUEBERRY	5 GAL CONTAINER	AS SHOWN
PERENNIALS					
	P1	**PERENNIAL PLANTING 1**			
50%		*Lupinus perennis*	WILD BLUE LUPINE	3 GAL CONTAINER	450MM O.C.
25%		*Lupinus x 'Popsicle Pink'*	POPSICLE PINK LUPINE	3 GAL CONTAINER	450MM O.C.
25%		*Lupinus x 'Popsicle Yellow'*	POPSICLE YELLOW LUPINE	3 GAL CONTAINER	450MM O.C.
	P2	**PERENNIAL PLANTING 2**			
		Athyrium filix-femina	LADY FERN	1 GAL CONTAINER	300MM O.C.
GROUNDCOVERS					
	GC1	**GROUNDCOVER 1**			
25%		*Carex pensylvanica*	PENNSYLVANIA SEDGE	1 GAL CONTAINER	450MM O.C.
25%		*Oenothera parviflora*	EVENING PRIMROSE	1 GAL CONTAINER	450MM O.C.
25%		*Helianthus divericatus*	WOODLAND SUNFLOWER	1 GAL CONTAINER	450MM O.C.
25%		*Solidago canadensis*	CANADA GOLDENROD	1 GAL CONTAINER	450MM O.C.
	GC2	**GROUNDCOVER 2**			25KG / HA
20%		*Andropogon gerardii*	BIG BLUESTEM	SEED	
15%		*Carex pensylvanica*	PENNSYLVANIA SEDGE	SEED	
20%		*Danthonia spicata*	POVERTY OAT GRASS	SEED	
15%		*Elymus canadensis*	CANADA WILD RYE	SEED	
20%		*Hystrix patula*	BOTTLE-BRUSH GRASS	SEED	
10%		*Schizachyrium scoparium*	LITTLE BLUESTEM	SEED	
100%		*Elymus canadensis*	CANADA WILD RYE	SEED	25KG / HA
	GC3	**GROUNDCOVER 3**			25KG / HA
15%		*Andropogon gerardii*	BIG BLUESTEM	SEED	
8%		*Calamagostris canadensis*	CANADA BLUEJOINT	SEED	
8%		*Carex vulpinoidea*	FOX SEDGE	SEED	
5%		*Scirpus acutus*	HARD STEMMED BULRUSH	SEED	
9%		*Glyceria grandis*	AMERICAN MANNAGRASS	SEED	
5%		*Scirpus atrovirens*	GREEN BULRUSH	SEED	
5%		*Juncus effusus*	SOFT RUSH	SEED	
5%		*Carex lurida*	LURID (SHALLOW SEDGE)	SEED	
3%		*Eupatorium perfoliatum*	BONESET	SEED	
8%		*Verbena hastata*	BLUE VERVAIN	SEED	
19%		*Elymus virginicus*	VIRGINIA WILD RYE	SEED	
10%		*Elymus riparius*	RIVERBANK WILD RYE	SEED	
100%		*Elymus canadensis*	CANADA WILD RYE	SEED	25KG / HA
	GC4	**GROUNDCOVER 4**			25KG / HA
18%		*Sparganium eurycarpum*	GIANT BUR REED	SEED	
18%		*Peltandra virginica*	ARROW ARUM	SEED	
17%		*Scirpus validus*	SOFT STEM BULRUSH	SEED	
10%		*Iris versicolor*	BLUE FLAG	SEED	
8%		*Scirpus cyperinus*	WOOL GRASS	SEED	
8%		*Cephalanthus occidentalis*	BUTTONBUSH	SEED	
5%		*Carex comosa*	COSMOS (BRISTLY) SEDGE	SEED	
4%		*Carex lacustris*	LAKE BANK SEDGE	SEED	
7%		*Aster puniceus*	PURPLE STEMMED ASTER	SEED	
5%		*Verbena hastata*	BLUE VERVAIN	SEED	
100%		*Elymus canadensis*	CANADA WILD RYE	SEED	25KG / HA
	GC5	**GROUNDCOVER 5**			25KG / HA
35%		*Festuca rubra 'Jamestown IV'*	JAMESTOWN IV CHEWINGS FESCUE	SEED	
35%		*Festuca rubra 'Kent'*	KENT CREEPING FESCUE	SEED	
15%		*Festuca tracyphylla 'Rhino'*	RHINO HARD FESCUE	SEED	
15%		*Festuca ovina 'Little Big Horn'*	LITTLE BIG HORN SHEEPS FESCUE	SEED	
100%		*Elymus canadensis*	CANADA WILD RYE	SEED	25KG / HA
	GC6	**GROUNDCOVER 6**			
65%		*Salix discolor*	PUSSY WILLOW	19-40MM DIA. LIVE CUTTING	450-600MM O.C.
35%		*Salix x 'Flame'*	FLAME WILLOW	19-40MM DIA. LIVE CUTTING	450-600MM O.C.

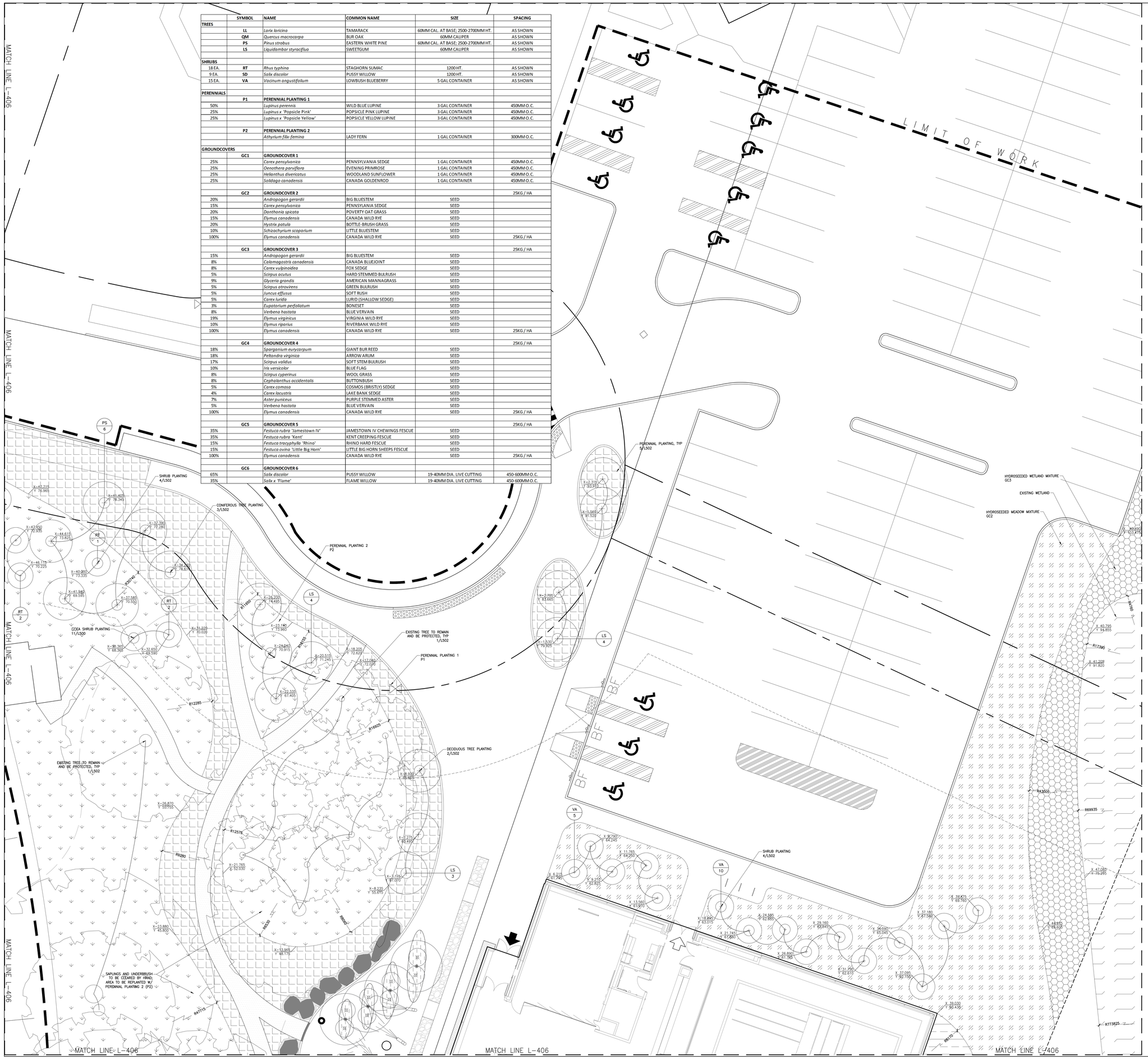

LEGEND

GENERAL

- *PROPERTY LINE*
- *LIMIT OF WORK LINE*
- *ENTRANCE/ EXIT*
- *DIRECTION OF SLOPE*

PLANTING

- *PERENNIAL PLANTING 1 P1*
- *UNDERGROWTH CLEARING TO BE PLANTED WITH PERENNIAL PLANTING 2 P2*
- *PLANTED GROUNDCOVER 1 GC1*
- *SEEDED GROUNDCOVER 2 GC2*
- *SEEDED GROUNDCOVER 3 GC3*
- *SEEDED GROUNDCOVER 4 GC4*
- *SEEDED GROUNDCOVER 5 GC5*
- *PLANTED SLOPE AT ACCESS PATH GROUNDCOVER 6 GC6*
- *GRAVEL ACCESS ROAD*
- *PROPOSED TREE*
- *PROPOSED SHRUB*
- *EXISTING TREES TO BE PROTECTED*

Contractor must check and verify all dimensions on the job, and report any discrepancies to the Architect before proceeding with the work.

Do not scale this drawing.

REVISIONS AND ISSUES

REV	DESCRIPTION	DATE
1	Issued for Tender	2018-03-01

MJMA
maclennan jaunkalns miller architects
425 adelaide street west level 6
toronto ontario m5v 3c1
416 593 6796
www.mjmarchitects.com

TEAL Architects+Planners
1660 Hollis Street, Suite 1101
Halifax, Nova Scotia B3J 1V7
www.tealarchitects.com

CAMPBELL COMEAU ENGINEERING LTD.
STRUCTURAL ENGINEERS
2719 Gladstone Street, Suite 110
Halifax, Nova Scotia, B3K 4N6
T: 902 429 5454 F: 902 444 3099

Smith + Andersen
MECHANICAL ENGINEERS
500-4211 Yonge Street
Toronto, Ontario, M2P 2A9
T: 416 487 8151 F: 416 487 9104

Smith + Andersen
ELECTRICAL ENGINEERS
1969 Upper Water Street, Suite 1905
Halifax, Nova Scotia, B3J 3R7
T: 902 440 0981 F: 416 487 9104

Strum Consulting
CIVIL ENGINEERS
Rolloside, 1355 Bedford Highway
Bedford, NS B4A 1C5
T: 902 835 5560 F: 902 835 5574

EAST HANTS
We live it!

Municipality of East Hants
Parks, Recreation and Culture
Lloyd E Matheson Centre
15 Commerce Court
Elmsdale, NS B2S 3K5
T: 902 883-7098

KEYPLAN

NORTH ARROW

SEAL

PROJECT TITLE
East Hants Aquatic Centre
Commerce Court, Elmsdale, NS

DRAWING TITLE
ENLARGEMENT PLAN-06

SCALE
1:100

DATE
2018-03-01

PROJECT NUMBER
1609

DRAWING NUMBER
L406

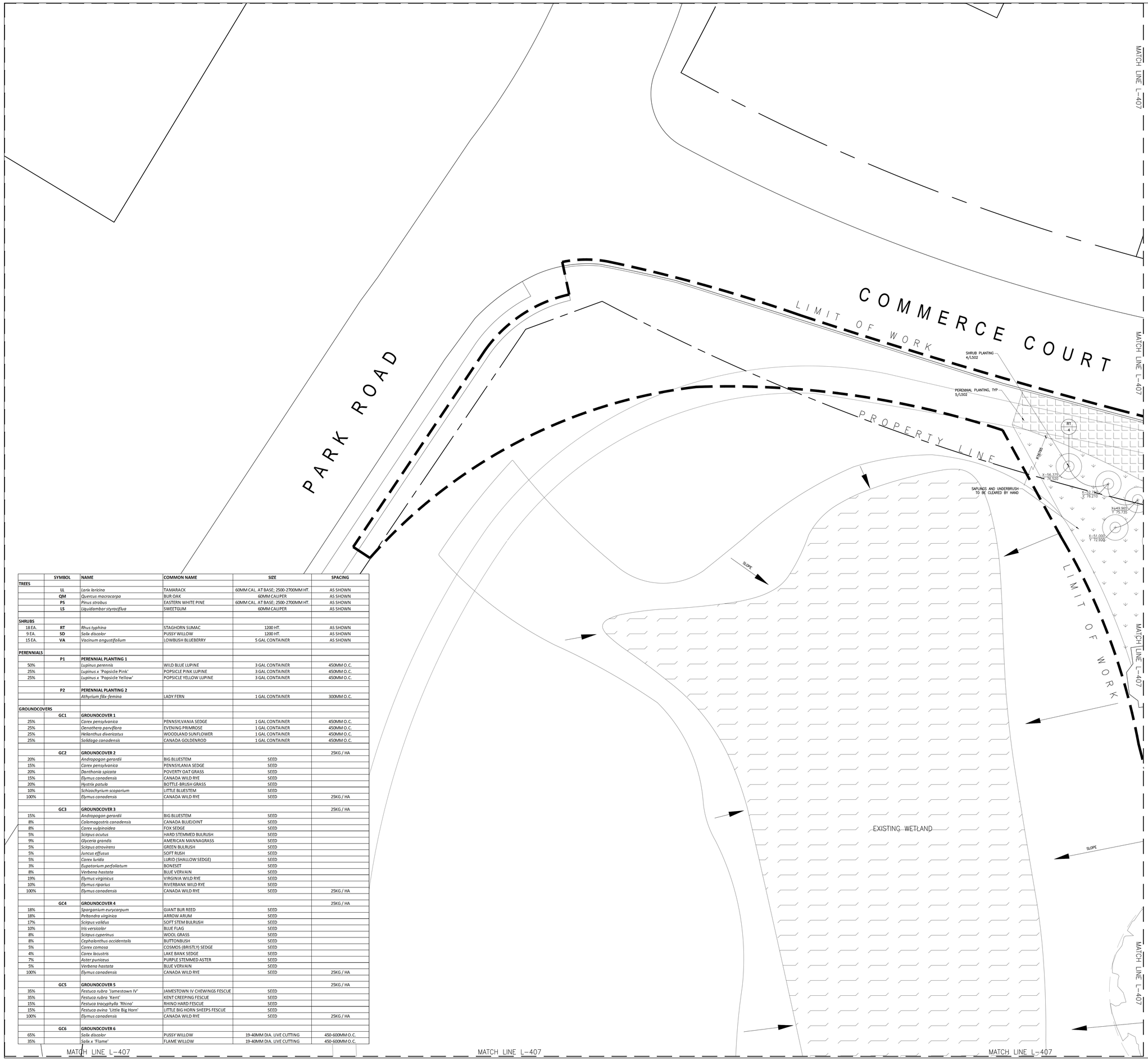

	SYMBOL	NAME	COMMON NAME	SIZE	SPACING
TREES					
	LL	*Larix laricina*	TAMARACK	60MM CAL. AT BASE; 2500-2700MM HT.	AS SHOWN
	QM	*Quercus macrocarpa*	BUR OAK	60MM CALIPER	AS SHOWN
	PS	*Pinus strobus*	EASTERN WHITE PINE	60MM CAL. AT BASE; 2500-2700MM HT.	AS SHOWN
	LS	*Liquidambar styraciflua*	SWEETGUM	60MM CALIPER	AS SHOWN
SHRUBS					
18 EA.	**RT**	*Rhus typhina*	STAGHORN SUMAC	1200 HT.	AS SHOWN
9 EA.	**SD**	*Salix discolor*	PUSSY WILLOW	1200 HT.	AS SHOWN
15 EA.	**VA**	*Vacinum angustifolium*	LOWBUSH BLUEBERRY	5 GAL CONTAINER	AS SHOWN
PERENNIALS					
	P1	**PERENNIAL PLANTING 1**			
50%		*Lupinus perennis*	WILD BLUE LUPINE	3 GAL CONTAINER	450MM O.C.
25%		*Lupinus x* 'Popsicle Pink'	POPSICLE PINK LUPINE	3 GAL CONTAINER	450MM O.C.
25%		*Lupinus x* 'Popsicle Yellow'	POPSICLE YELLOW LUPINE	3 GAL CONTAINER	450MM O.C.
	P2	**PERENNIAL PLANTING 2**			
		Athyrium filix-femina	LADY FERN	1 GAL CONTAINER	300MM O.C.
GROUNDCOVERS					
	GC1	**GROUNDCOVER 1**			
25%		*Carex pensylvanica*	PENNSYLVANIA SEDGE	1 GAL CONTAINER	450MM O.C.
25%		*Oenothera parviflora*	EVENING PRIMROSE	1 GAL CONTAINER	450MM O.C.
25%		*Helianthus divericatus*	WOODLAND SUNFLOWER	1 GAL CONTAINER	450MM O.C.
25%		*Solidago canadensis*	CANADA GOLDENROD	1 GAL CONTAINER	450MM O.C.
	GC2	**GROUNDCOVER 2**			25KG / HA
20%		*Andropogon gerardii*	BIG BLUESTEM	SEED	
15%		*Carex pensylvanica*	PENNSYLANIA SEDGE	SEED	
20%		*Danthonia spicata*	POVERTY OAT GRASS	SEED	
15%		*Elymus canadensis*	CANADA WILD RYE	SEED	
20%		*Hystrix patula*	BOTTLE-BRUSH GRASS	SEED	
10%		*Schizachyrium scoparium*	LITTLE BLUESTEM	SEED	
100%		*Elymus canadensis*	CANADA WILD RYE	SEED	25KG / HA
	GC3	**GROUNDCOVER 3**			25KG / HA
15%		*Andropogon gerardii*	BIG BLUESTEM	SEED	
8%		*Calamagostris canadensis*	CANADA BLUEJOINT	SEED	
8%		*Carex vulpinoidea*	FOX SEDGE	SEED	
5%		*Scirpus acutus*	HARD STEMMED BULRUSH	SEED	
9%		*Glyceria grandis*	AMERICAN MANNAGRASS	SEED	
5%		*Scirpus atrovirens*	GREEN BULRUSH	SEED	
5%		*Juncus effusus*	SOFT RUSH	SEED	
5%		*Carex lurida*	LURID (SHALLOW SEDGE)	SEED	
3%		*Eupatorium perfoliatum*	BONESET	SEED	
8%		*Verbena hastata*	BLUE VERVAIN	SEED	
19%		*Elymus virginicus*	VIRGINIA WILD RYE	SEED	
10%		*Elymus riparius*	RIVERBANK WILD RYE	SEED	
100%		*Elymus canadensis*	CANADA WILD RYE	SEED	25KG / HA
	GC4	**GROUNDCOVER 4**			25KG / HA
18%		*Sparganium eurycarpum*	GIANT BUR REED	SEED	
18%		*Peltandra virginica*	ARROW ARUM	SEED	
17%		*Scirpus validus*	SOFT STEM BULRUSH	SEED	
10%		*Iris versicolor*	BLUE FLAG	SEED	
8%		*Scirpus cyperinus*	WOOL GRASS	SEED	
8%		*Cephalanthus occidentalis*	BUTTONBUSH	SEED	
5%		*Carex comosa*	COSMOS (BRISTLY) SEDGE	SEED	
4%		*Carex lacustris*	LAKE BANK SEDGE	SEED	
7%		*Aster puniceus*	PURPLE STEMMED ASTER	SEED	
5%		*Verbena hastata*	BLUE VERVAIN	SEED	
100%		*Elymus canadensis*	CANADA WILD RYE	SEED	25KG / HA
	GC5	**GROUNDCOVER 5**			25KG / HA
35%		*Festuca rubra* 'Jamestown IV'	JAMESTOWN IV CHEWINGS FESCUE	SEED	
35%		*Festuca rubra* 'Kent'	KENT CREEPING FESCUE	SEED	
15%		*Festuca tracyphylla* 'Rhino'	RHINO HARD FESCUE	SEED	
15%		*Festuca ovina* 'Little Big Horn'	LITTLE BIG HORN SHEEPS FESCUE	SEED	
100%		*Elymus canadensis*	CANADA WILD RYE	SEED	25KG / HA
	GC6	**GROUNDCOVER 6**			
65%		*Salix discolor*	PUSSY WILLOW	19-40MM DIA. LIVE CUTTING	450-600MM O.C.
35%		*Salix x* 'Flame'	FLAME WILLOW	19-40MM DIA. LIVE CUTTING	450-600MM O.C.

LEGEND

GENERAL

- PROPERTY LINE
- LIMIT OF WORK LINE
- ENTRANCE/ EXIT
- DIRECTION OF SLOPE

PLANTING

- PERENNIAL PLANTING 1 P1
- UNDERGROWTH CLEARING TO BE PLANTED WITH PERENNIAL PLANTING 2 P2
- PLANTED GROUNDCOVER 1 GC1
- SEEDED GROUNDCOVER 2 GC2
- SEEDED GROUNDCOVER 3 GC3
- SEEDED GROUNDCOVER 4 GC4
- SEEDED GROUNDCOVER 5 GC5
- PLANTED SLOPE AT ACCESS PATH GROUNDCOVER 6 GC6
- GRAVEL ACCESS ROAD
- PROPOSED TREE
- PROPOSED SHRUB
- EXISTING TREES TO BE PROTECTED

Contractor must check and verify all dimensions on the job, and report any discrepancies to the Architect before proceeding with the work.

Do not scale this drawing.

REVISIONS AND ISSUES

REV	DESCRIPTION	DATE
1	Issued for Tender	2018-03-01

MJMA
maclennan jaunkalns miller architects
425 adelaide street west level 6
toronto ontario m5v 3c1
416 593 6796
www.mjmarchitects.com

TEAL Architects+Planners
1660 Hollis Street, Suite 1101
Halifax, Nova Scotia B3J 1V7
www.tealarchitects.com

CAMPBELL COMEAU ENGINEERING LTD.
STRUCTURAL ENGINEERS
2719 Gladstone Street, Suite 110
Halifax, Nova Scotia, B3K 4N6
T: 902 429 5454 F: 902 444 3099

Smith + Andersen
MECHANICAL ENGINEERS
500-4211 Yonge Street
Toronto, Ontario, M2P 2A9
T: 416 487 8151 F: 416 487 9104

Smith + Andersen
ELECTRICAL ENGINEERS
1969 Upper Water Street, Suite 1905
Halifax, Nova Scotia, B3J 3R7
T: 902 440 0981 F: 416 487 9104

Strum Consulting
CIVIL ENGINEERS
Rollside, 1355 Bedford Highway
Bedford, NS B4A 1C5
T: 902 835 5560 F: 902 835 5574

EAST HANTS
We live it!

Municipality of East Hants
Parks, Recreation and Culture
Lloyd E. Matheson Centre
15 Commerce Court
Elmsdale, NS B2S 3K5
T: 902 883-7098

KEYPLAN

NORTH ARROW

SEAL

PROJECT TITLE
East Hants Aquatic Centre
Commerce Court, Elmsdale, NS

DRAWING TITLE
ENLARGEMENT PLAN-07

SCALE
1:100

DATE
2018-03-01

PROJECT NUMBER
1609

DRAWING NUMBER
L407

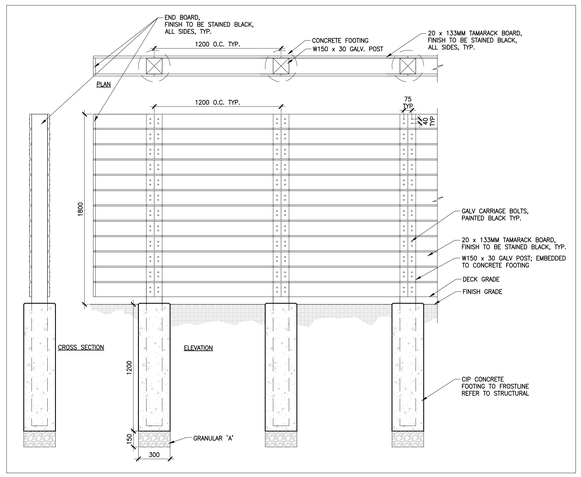

15 WOOD FENCE
1:20

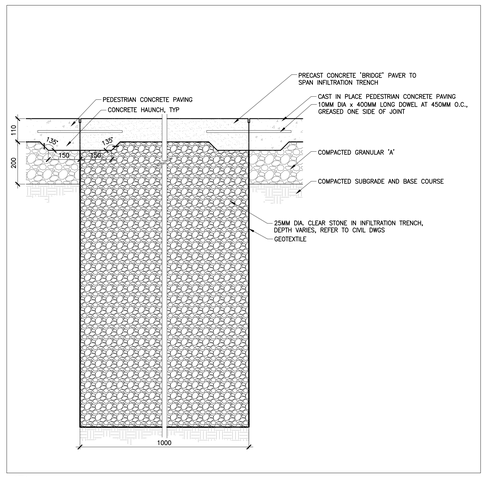

14 CONCRETE BRIDGE AT INFILTRATION TRENCH
1:10

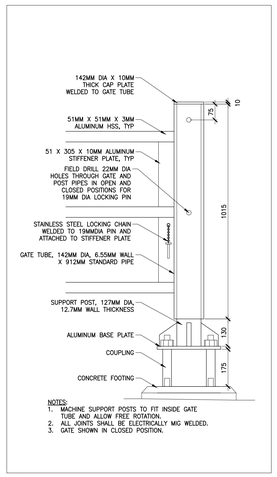

13 GATE POST DETAIL
1:10

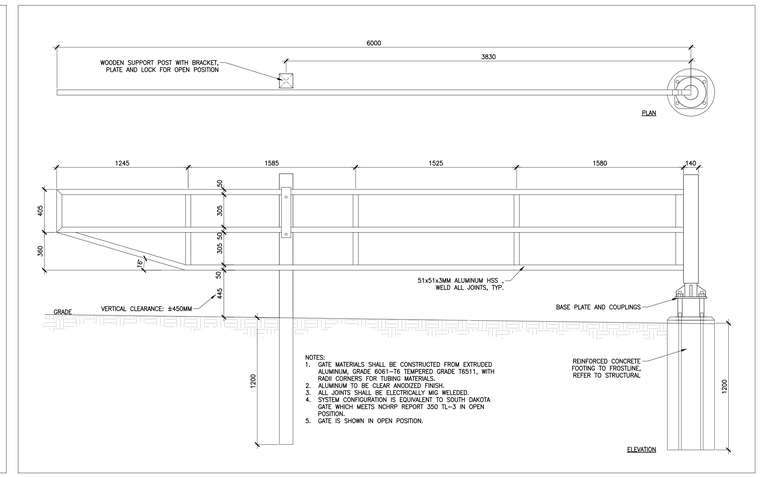

12 METAL GATE AT ACCESS ROAD
1:20

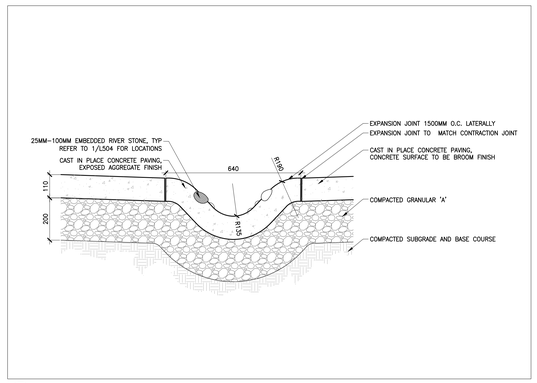

11 WATER CHANNEL AT SPLASHPAD
1:10

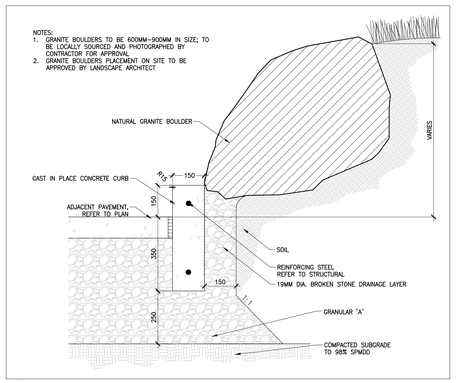

10 NATURAL STONE BOULDER AT CONCRETE CURB
1:10

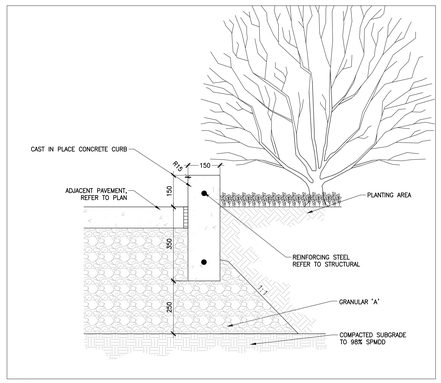

9 CONCRETE EDGER CURB
1:10

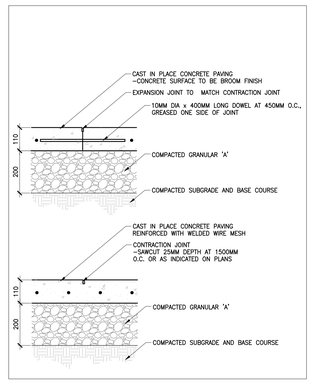

8 PEDESTRIAN CONCRETE PAVING
1:10

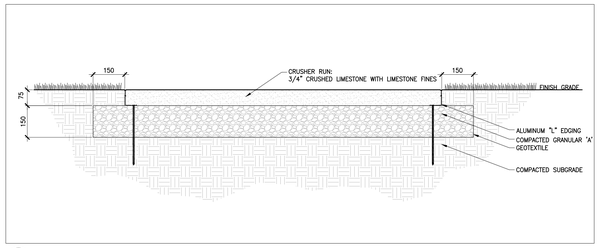

7 CRUSHER RUN PATH
1:10

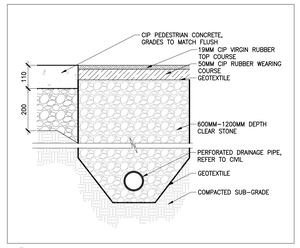

6 CIP RUBBER SURFACING
1:10

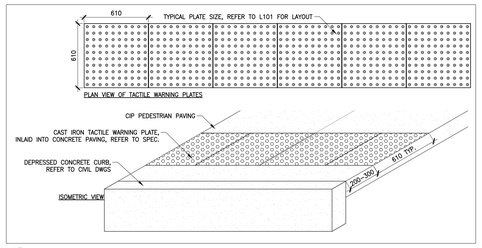

5 DEPRESSED CURB WITH TACTILE WARNING PLATES
1:20

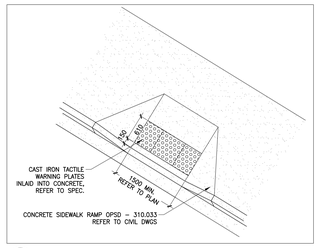

4 CONCRETE CURB RAMP WITH TACTILE WARNING PLATES
1:50

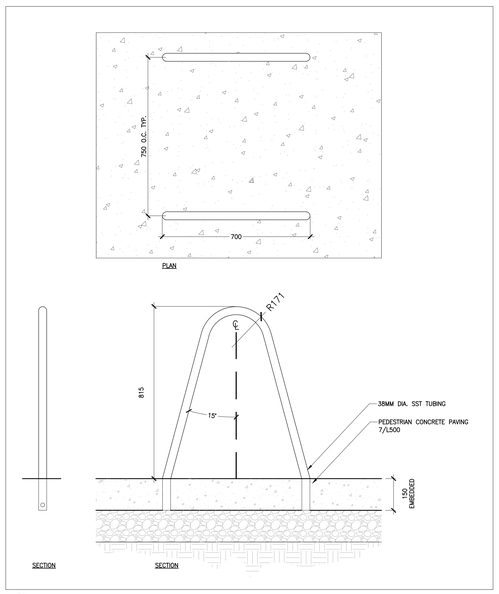

3 BICYCLE RACK
1:10

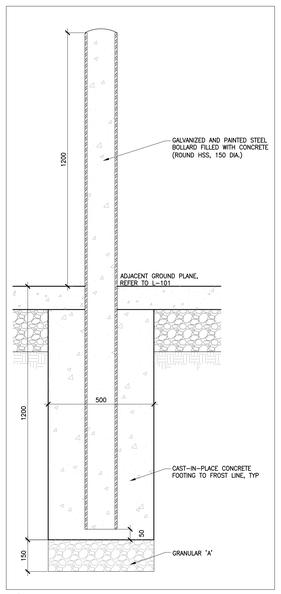

2 STEEL BOLLARD
1:10

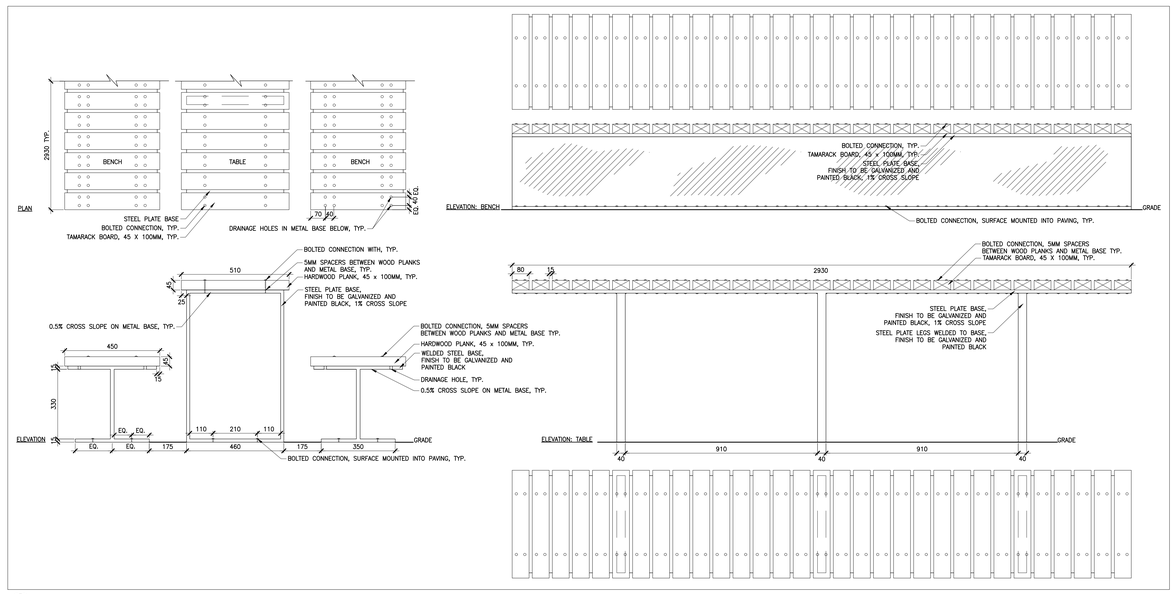

1 PICNIC TABLE AND BENCHES – FOR REFERENCE, NOT IN CONTRACT
1:10

Contractor must check and verify all dimensions on the job, and report any discrepancies to the Architect before proceeding with the work.

Do not scale this drawing.

REVISIONS AND ISSUES

REV	DESCRIPTION	DATE
1	Issued for Tender	2018-03-01

MJMA
maclennan jaunkalns miller architects
425 adelaide street west level 6
toronto ontario m5v 3c1
416 593 6796
www.mjmarchitects.com

TEAL Architects+Pioneers
1660 Hollis Street, Suite 1101
Halifax, Nova Scotia B3J 1V7
www.tealarchitects.com

CAMPBELL COMEAU ENGINEERING LTD.
STRUCTURAL ENGINEERS
2719 Gladstone Street, Suite 110
Halifax, Nova Scotia, B3K 4W6
T: 902 429 5454 F: 902 444 3099

Smith + Andersen
MECHANICAL ENGINEERS
500-4211 Yonge Street
Toronto, Ontario, M2P 2A9
T: 416 487 8151 F: 416 487 9104

Smith + Andersen
ELECTRICAL ENGINEERS
1969 Upper Water Street, Suite 1905
Halifax, Nova Scotia, B3J 3R7
T: 902 440 0981 F: 416 487 9104

Strum Consulting
CIVIL ENGINEERS
Rollside, 1355 Bedford Highway
Bedford, NS B4A 1C5
T: 902 835 5560 F: 902 835 5574

EAST HANTS
We live it!

Municipality of East Hants
Parks, Recreation and Culture
Lloyd E Matheson Centre
15 Commerce Court
Elmsdale, NS B2S 3K5
T: 902 883-7098

KEYPLAN

NORTH ARROW

SEAL

PROJECT TITLE
East Hants Aquatic Centre
Commerce Court, Elmsdale, NS

DRAWING TITLE
SITE DETAILS

SCALE
AS NOTED

DATE
2018-03-01

PROJECT NUMBER
1609

DRAWING NUMBER
L501

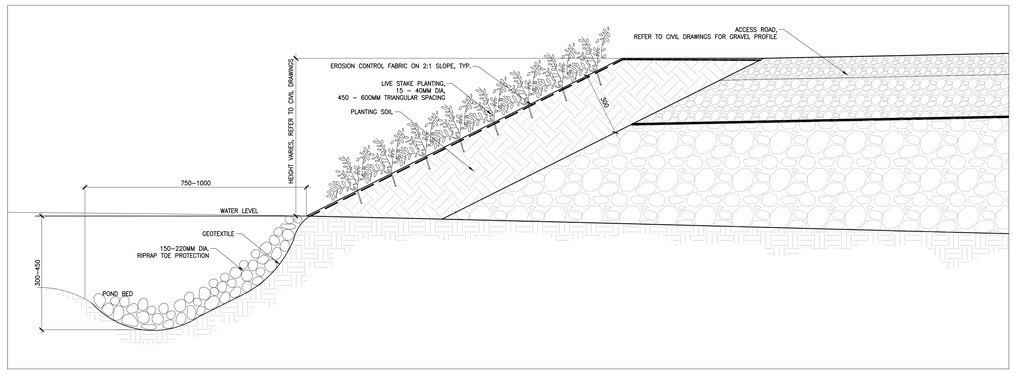

6 PLANTED SLOPE AT ACCESS PATH–POST CONSTRUCTION
1:10

5 PERENNIAL PLANTING
1:10

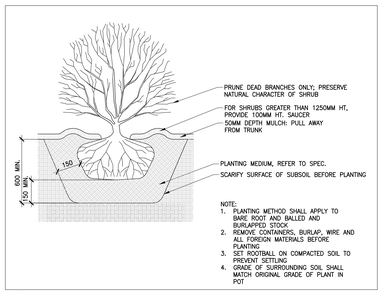

4 SHRUB PLANTING
1:20

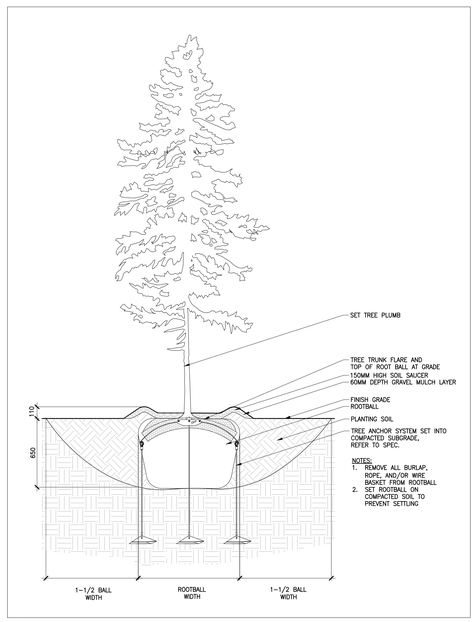

3 CONIFEROUS TREE PLANTING
1:20

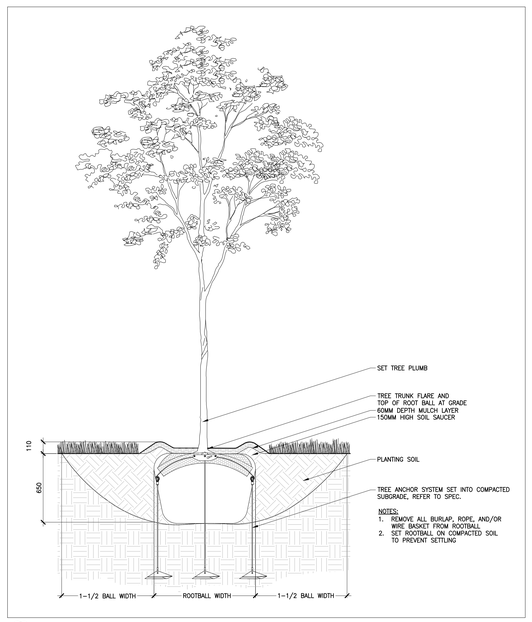

2 DECIDUOUS TREE PLANTING
1:20

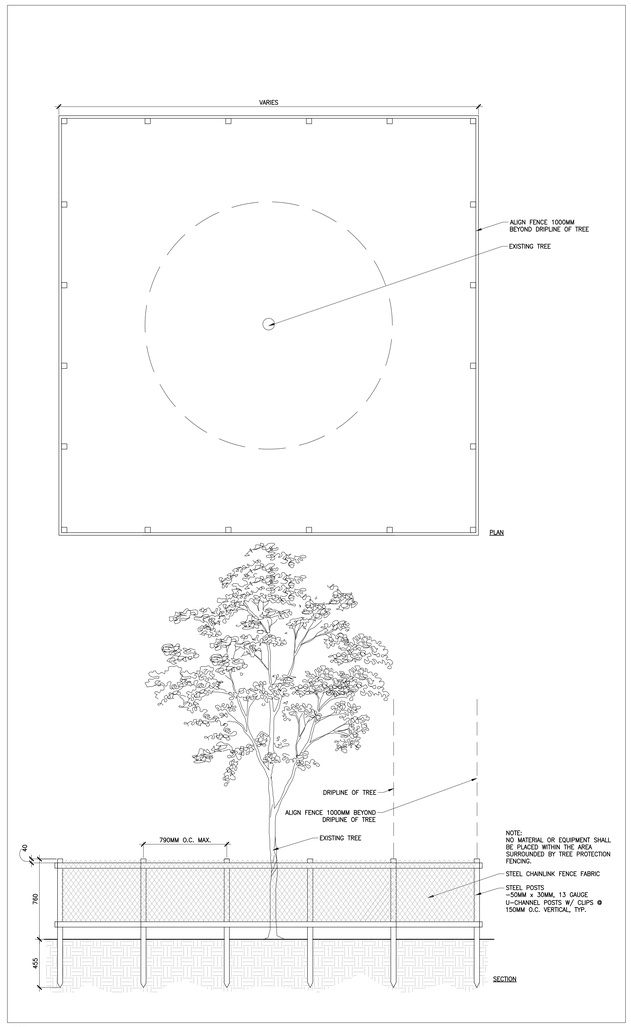

1 TREE PROTECTION
1:20

Contractor must check and verify all dimensions on the job, and report any discrepancies to the Architect before proceeding with the work.

Do not scale this drawing.

REVISIONS AND ISSUES

REV	DESCRIPTION	DATE
1	Issued for Tender	2018–03–01

MJMA
maclennan jaunkalns miller architects
425 adelaide street west level 6
toronto ontario m5v 3c1
416 593 6796
www.mjmarchitects.com

TEAL Architects+Planners
1660 Hollis Street, Suite 1101
Halifax, Nova Scotia B3J 1V7
www.tealarchitects.com

CAMPBELL COMEAU ENGINEERING LTD.
STRUCTURAL ENGINEERS
2719 Gladstone Street, Suite 110
Halifax, Nova Scotia, B3K 4W6
T: 902 429 5454 F: 902 444 3099

Smith + Andersen
MECHANICAL ENGINEERS
500–4211 Yonge Street
Toronto, Ontario, M2P 2A9
T: 416 487 8151 F: 416 487 9104

Smith + Andersen
ELECTRICAL ENGINEERS
1969 Upper Water Street, Suite 1905
Halifax, Nova Scotia, B3J 3R7
T: 902 440 0981 F: 416 487 9104

Strum Consulting
CIVIL ENGINEERS
Rolliside, 1355 Bedford Highway
Bedford, NS B4A 1C5
T: 902 835 5560 F: 902 835 5574

EAST HANTS
We live it!

Municipality of East Hants
Parks, Recreation and Culture
Lloyd E. Matheson Centre
15 Commerce Court
Elmsdale, NS B2S 3K5
T: 902 883–7098

KEYPLAN

NORTH ARROW

SEAL

PROJECT TITLE
East Hants Aquatic Centre
Commerce Court, Elmsdale, NS

DRAWING TITLE
SITE DETAILS

SCALE
AS NOTED

DATE
2018–03–01

PROJECT NUMBER
1609

DRAWING NUMBER
L502

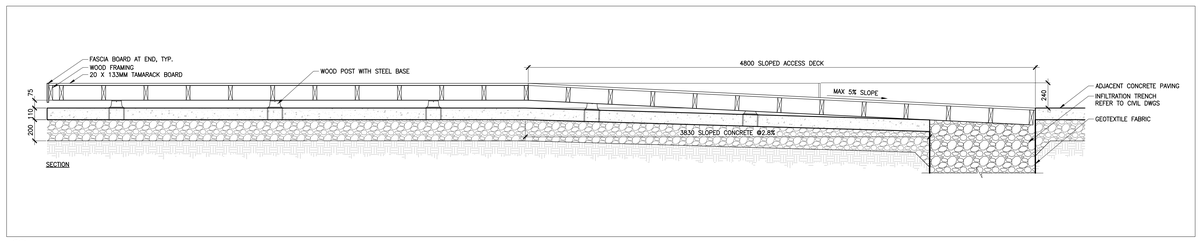

4 WOOD DECK SECTION
1:20

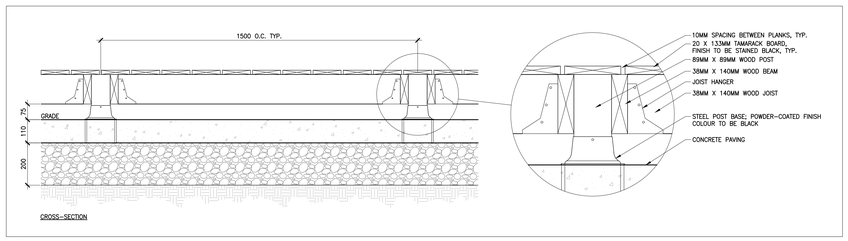

3 WOOD DECK DETAILS
1:10

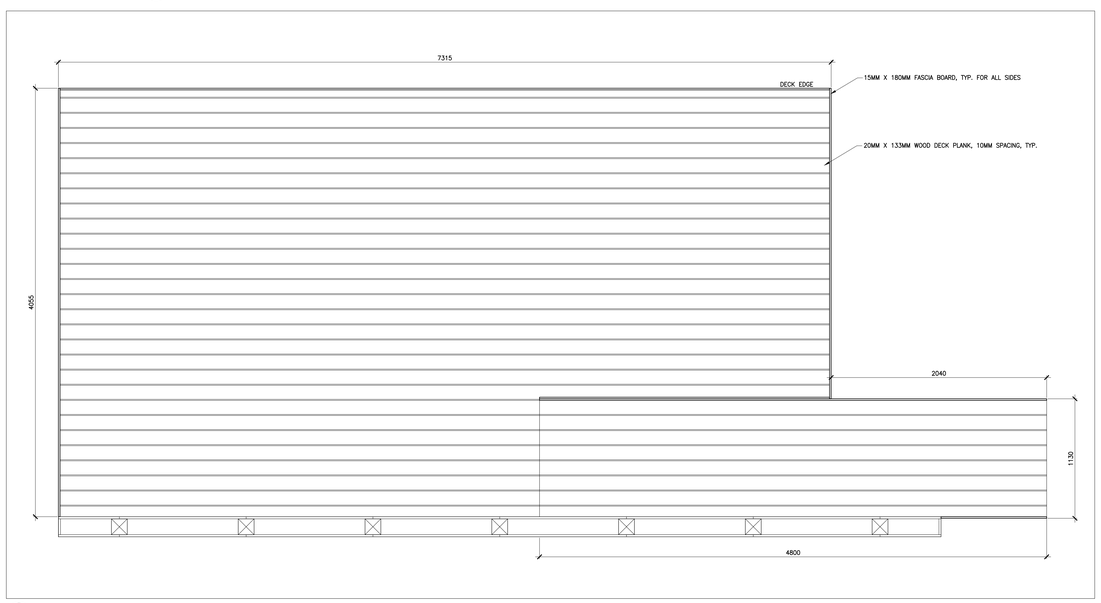

2 WOOD DECK PLANKING PLAN
1:20

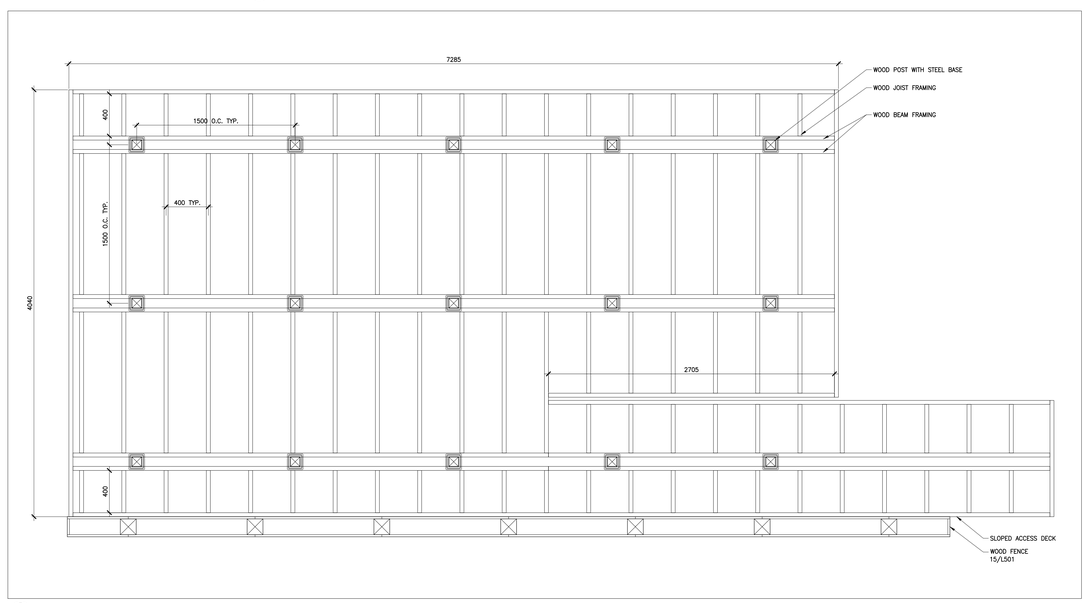

1 WOOD DECK FRAMING PLAN
1:20

Contractor must check and verify all dimensions on the job, and report any discrepancies to the Architect before proceeding with the work.

Do not scale this drawing.

REVISIONS AND ISSUES

REV	DESCRIPTION	DATE
1	Issued for Tender	2018-03-01

MJMA

maclennan jaunkalns miller architects

425 adelaide street west level 6
toronto ontario m5v 3c1
416 593 6796
www.mjmarchitects.com

TEAL Architects+Pioneers
1660 Hollis Street, Suite 1101
Halifax, Nova Scotia B3J 1V7
www.tealarchitects.com

CAMPBELL COMEAU ENGINEERING LTD.
STRUCTURAL ENGINEERS
2719 Gladstone Street, Suite 110
Halifax, Nova Scotia, B3K 4W6
T: 902 429 5454 F: 902 444 3099

Smith + Andersen
MECHANICAL ENGINEERS
500-4211 Yonge Street
Toronto, Ontario, M2P 2A9
T: 416 487 8151 F: 416 487 9104

Smith + Andersen
ELECTRICAL ENGINEERS
1969 Upper Water Street, Suite 1905
Halifax, Nova Scotia, B3J 3R7
T: 902 440 0981 F: 416 487 9104

Strum Consulting
CIVIL ENGINEERS
Rollside, 1355 Bedford Highway
Bedford, NS B4A 1C5
T: 902 835 5560 F: 902 835 5574

EAST HANTS
We live it!

Municipality of East Hants
Parks, Recreation and Culture
Lloyd E Matheson Centre
15 Commerce Court
Elmsdale, NS B2S 3K5
T: 902 883-7098

KEYPLAN

NORTH ARROW

SEAL

PROJECT TITLE
East Hants Aquatic Centre

Commerce Court, Elmsdale, NS

DRAWING TITLE
SITE DETAILS

SCALE
AS NOTED

DATE
2018-03-01

PROJECT NUMBER
1609

DRAWING NUMBER
L503

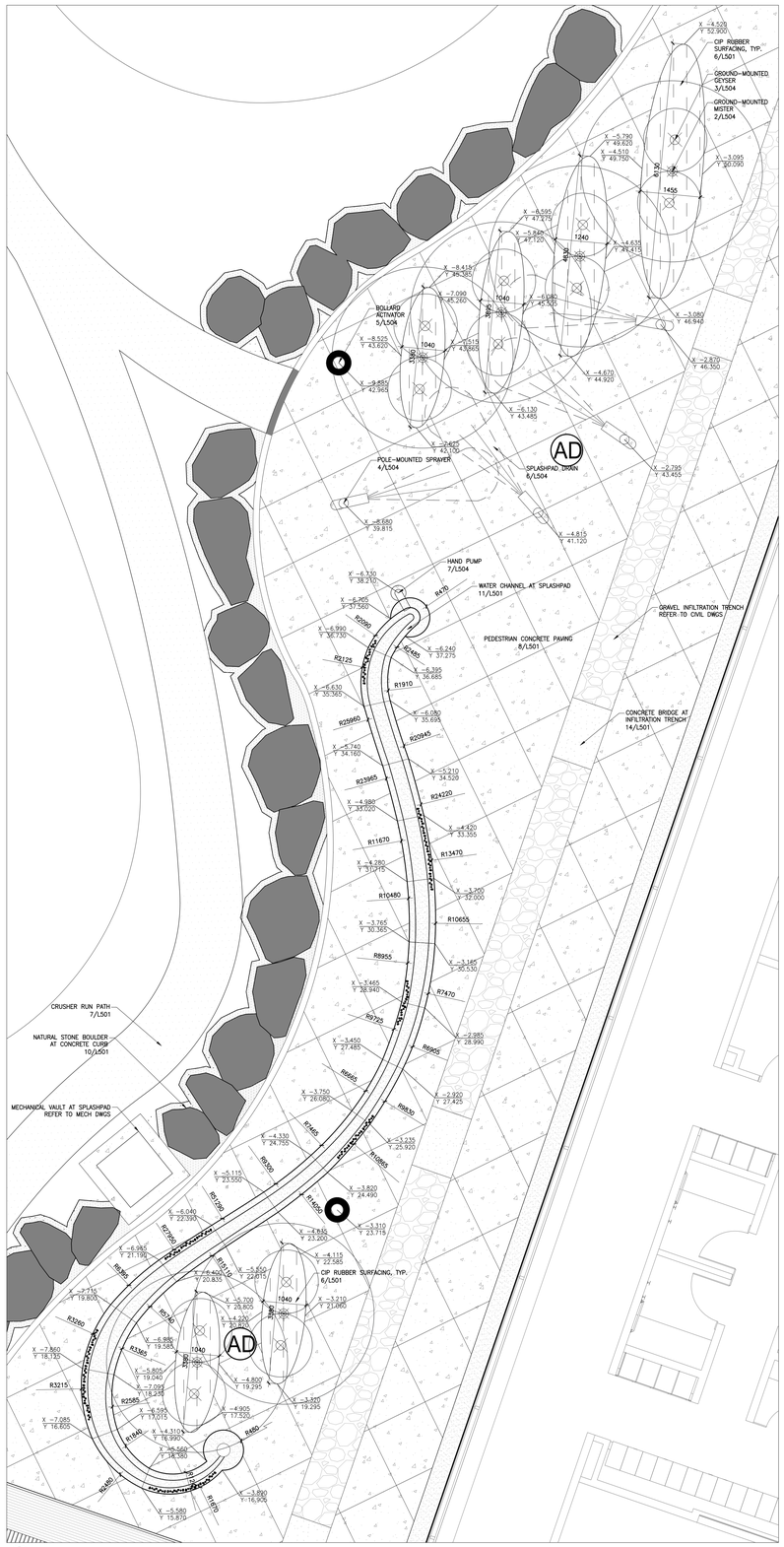

1 SPLASHPAD ENLARGEMENT
1:50

PLAYSAFE™ DRAIN

WATER MANAGEMENT COMPONENT



PLAYSAFE™ DRAIN

- Primary filter of debris
- Safe for small toes and skid resistant
- Stainless streel construction and high flow rate capacity

OR APPROVED EQUAL

VORTEX | World leader in aquatic play solutions with over 6,000 installations worldwide | vortex-intl.com • info@vortex-intl.com | 1.877.586.7839 (free USA/CND) • +1.514.694.3868 (INTERNATIONAL)

6 SPLASHPAD DRAIN
NTS



Top View

H/W/L	Pressure
39/14/14 in 99/36/36 cm	0 PSI

Flow	Smartflow
0 GPM 0 LPM	- -

Color Choices: Vortex colors or polished

VORTEX EXCLUSIVE TECHNOLOGIES

This product features the following technologies that are unique to Vortex.

TOEGUARD™
- Soft-touch Elastomer
- Protects children's toes from anchoring hardware
- Durable, vandal resistant, resistant to chemicals
- Infused with a UV resistant bright color
- Available in one or two pieces ensuring tight fit to post

PRESS & PLAY ACTIVATOR
- On-demand activation saves water
- Sound and light signal to alert when the activator is activated
- Constructed of durable stainless steel - vandal resistant
- No moving parts
- Low voltage - safe fun
- 2 wire connection - easy installation
- Easy operation - for kids of all ages & abilities

OR APPROVED EQUAL

Revised: 08/08/2017

VORTEX | 1.877.586.7839 (free USA/CANADA) | +1.514.694.3868 (INTERNATIONAL) | info@vortex-intl.com • VORTEX-INTL.COM

5 BOLLARD ACTIVATOR
NTS

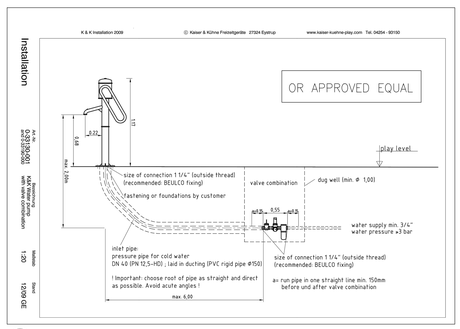

7 HAND PUMP
NTS

Spray Zone

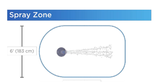

H/W/L	Pressure
55/13/13 in 139/33/33 cm	5-10 PSI 0.3-0.7 BAR

Flow	Smartflow
2-7 GPM 8-26 LPM	- -

Color Choices: Vortex colors or polished

VORTEX EXCLUSIVE TECHNOLOGIES

This product features the following technologies that are unique to Vortex.

TOEGUARD™
- Soft-touch Elastomer
- Protects children's toes from anchoring hardware
- Durable, vandal resistant, resistant to chemicals
- Infused with a UV resistant bright color
- Available in one or two pieces ensuring tight fit to post

WATER EFFECTS

- Jet stream (3)

OR APPROVED EQUAL

Features, anchoring systems and hardware are made of 100% recyclable stainless steel, including at least 25% post-consumer recycled content.

VORTEX | World leader in aquatic play solutions with over 6,000 installations worldwide | vortex-intl.com • info@vortex-intl.com | 1.877.586.7839 (free USA/CND) • +1.514.694.3868 (intl.)

4 POLE-MOUNTED SPRAYER
NTS

Spray Zone

H/W/L	Pressure
0/3/3 in 0/8/8 cm	5-10 PSI 0.4-0.7 BAR

Flow	Smartflow
2-3 GPM 8-11 LPM	- -

Application	Color choices
Splashpad®, Poolplay™	Colors as shown

VORTEX EXCLUSIVE TECHNOLOGIES

This product features the following technologies that are unique to Vortex.

LINEFLOW™ NOZZLE
- Precisely orient the stream of water with the internal Brass marble
- Compact design provides better product integration
- Easy to adjust for the most efficient use of water based on your installation
- Made of lead-free brass for maximum durability

WATER EFFECTS

- Jet stream (1)

OR APPROVED EQUAL

Revised: 08/15/2017

VORTEX | 1.877.586.7839 (free USA/CANADA) | +1.514.694.3868 (INTERNATIONAL) | info@vortex-intl.com • VORTEX-INTL.COM

3 GROUND-MOUNTED GEYSER
NTS

Spray Zone

H/W/L	Pressure
0/7/7 in 0/18/18 cm	10-25 PSI 0.69-1.72 BAR

Flow	Smartflow
6-9 GPM 22.71-34.07 LPM	- -

Color Choices: Colors as shown

VORTEX EXCLUSIVE TECHNOLOGIES

This product features the following technologies that are unique to Vortex.

TRIFLOW™ NOZZLE
- One nozzle, three different water effect options
- Stainless Steel
- Adjustable 360° cone spray
- Internal diffuser for soft safe spray effect
- Sleeved for easy removal and replacement
- Tapered edges so it won't catch on anything

WATER EFFECTS

- Mist jet (3)

OR APPROVED EQUAL

VORTEX | World leader in aquatic play solutions with over 6,000 installations worldwide | vortex-intl.com • info@vortex-intl.com | 1.877.586.7839 (free USA/CND) • +1.514.694.3868 (intl.)

2 GROUND-MOUNTED MISTER
NTS

Contractor must check and verify all dimensions on the job, and report any discrepancies to the Architect before proceeding with the work.

Do not scale this drawing.

REVISIONS AND ISSUES

REV	DESCRIPTION	DATE
1	Issued for Tender	2018-03-01

MJMA

maclennan jaunkalns miller architects

425 adelaide street west level 6
toronto ontario m5v 3c1
416 593 6796
www.mjmarchitects.com

TEAL Architects+Planners
1660 Hollis Street, Suite 1101
Halifax, Nova Scotia B3J 1V7
www.tealarchitects.com

CAMPBELL COMEAU ENGINEERING LTD.
STRUCTURAL ENGINEERS
2719 Gladstone Street, Suite 110
Halifax, Nova Scotia, B3K 4W6
T: 902 429 5454 F: 902 444 3099

Smith + Andersen
MECHANICAL ENGINEERS
500-4211 Yonge Street
Toronto, Ontario, M2P 2A9
T: 416 487 8151 F: 416 487 9104

Smith + Andersen
ELECTRICAL ENGINEERS
1969 Upper Water Street, Suite 1905
Halifax, Nova Scotia, B3J 3R7
T: 902 440 0981 F: 416 487 9104

Strum Consulting
CIVIL ENGINEERS
Rolslide, 1355 Bedford Highway
Bedford, NS B4A 1C5
T: 902 835 5560 F: 902 835 5574

EAST HANTS
We live it!

Municipality of East Hants
Parks, Recreation and Culture
Lloyd E. Matheson Centre
15 Commerce Court
Elmsdale, NS B2S 3K5
T: 902 883-7098

KEYPLAN

NORTH ARROW

SEAL

PROJECT TITLE
East Hants Aquatic Centre
Commerce Court, Elmsdale, NS

DRAWING TITLE
SITE DETAILS

SCALE
AS SHOWN

DATE
2018-03-01

PROJECT NUMBER
1609

DRAWING NUMBER
L504

NOTES:

1. BASED ON DESIGN BY VORTEX USA INC. APPROVED EQUIVALENT CAN BE SUBMITTED.
2. REFER TO MECHANICAL DRAWINGS FOR PLUMBING AND WATER SUPPLY.
3. REFER TO CIVIL DRAWINGS FOR DRAINAGE.

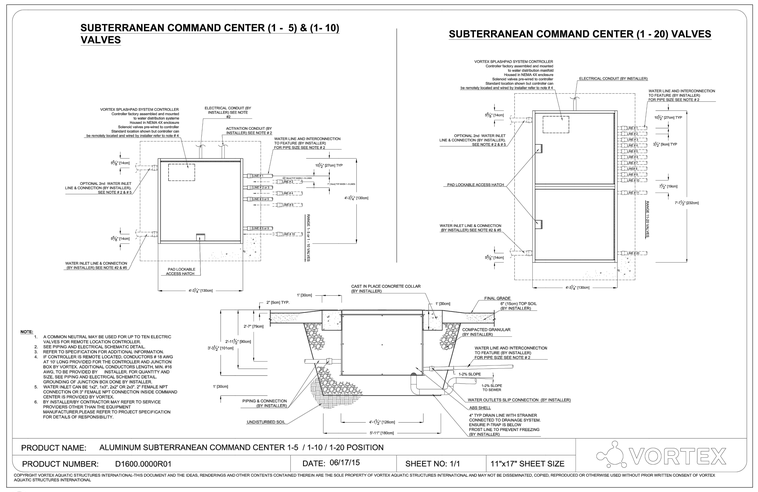

4 VAULT COMMAND CENTRE–10 LINES
NTS

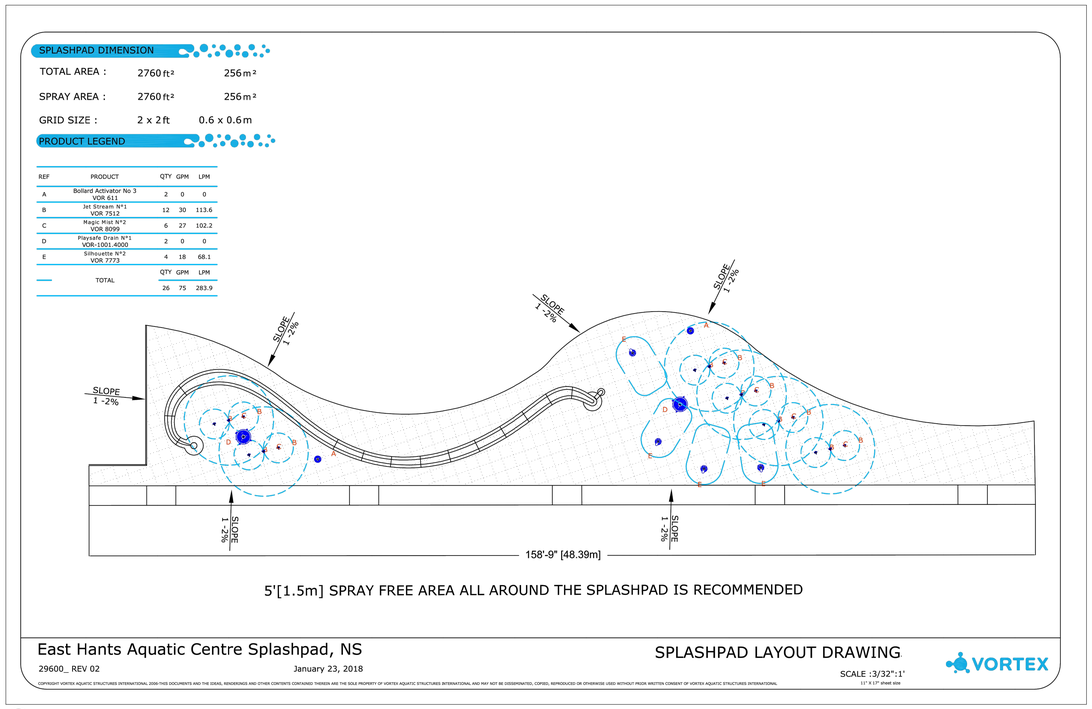

3 LAYOUT DRAWING
NTS



1 SPRAY ZONE & FEATURE PLAN
A-001
1. 5[1.5M] SPRAY FREE AREA ALL AROUND THE SPLASHPAD
2. RECOMMENDED SLOPE: 2% TOWARDS DRAINAGE.
3. COORDINATE THESE DRAWINGS WITH PLUMBING SECTIONS.

2 SPRAYZONE AND FEATURE PLAN
NTS

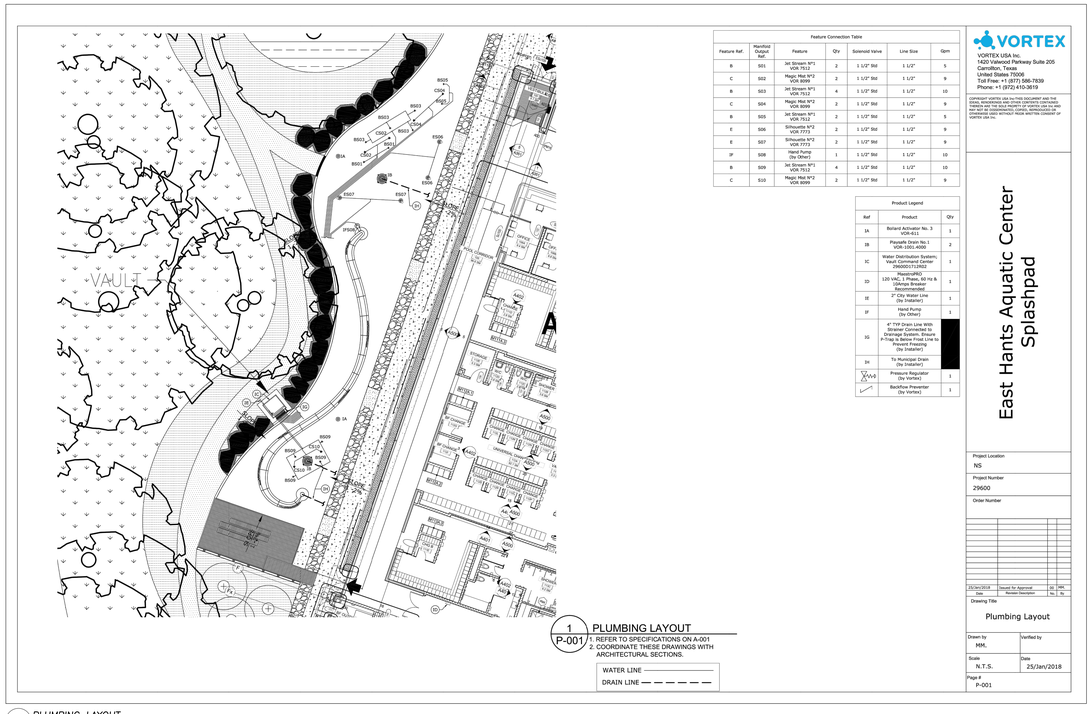

1 PLUMBING LAYOUT
P-001
1. REFER TO SPECIFICATIONS ON A-001
2. COORDINATE THESE DRAWINGS WITH ARCHITECTURAL SECTIONS.

1 PLUMBING LAYOUT
NTS

Contractor must check and verify all dimensions on the job, and report any discrepancies to the Architect before proceeding with the work.

Do not scale this drawing.

REVISIONS AND ISSUES

REV	DESCRIPTION	DATE
1	Issued for Tender	2018-03-01

MJMA
maclennan jaunkalns miller architects
425 adelaide street west level 6
toronto ontario m5v 3c1
416 593 6796
www.mjmarchitects.com

TEAL Architects+Pioneers
1660 Hollis Street, Suite 1101
Halifax, Nova Scotia B3J 1V7
www.tealarchitects.com

CAMPBELL COMEAU ENGINEERING LTD.
STRUCTURAL ENGINEERS
2719 Gladstone Street, Suite 110
Halifax, Nova Scotia, B3K 4W6
T: 902 429 5454 F: 902 444 3099

Smith + Andersen
MECHANICAL ENGINEERS
500–4211 Yonge Street
Toronto, Ontario, M2P 2A9
T: 416 487 8151 F: 416 487 9104

Smith + Andersen
ELECTRICAL ENGINEERS
1969 Upper Water Street, Suite 1905
Halifax, Nova Scotia, B3J 3R7
T: 902 440 0981 F: 416 487 9104

Strum Consulting
CIVIL ENGINEERS
Rolloide, 1355 Bedford Highway
Bedford, NS B4A 1C5
T: 902 835 5560 F: 902 835 5574

EAST HANTS
We live it!

Municipality of East Hants
Parks, Recreation and Culture
Lloyd E Matheson Centre
15 Commerce Court
Elmsdale, NS B2S 3K5
T: 902 883-7098

KEYPLAN

NORTH ARROW

SEAL

PROJECT TITLE
East Hants Aquatic Centre
Commerce Court, Elmsdale, NS

DRAWING TITLE
SPLASHPAD DRAWINGS

SCALE
NTS

DATE
2018-03-01

PROJECT NUMBER
1609

DRAWING NUMBER
SPL100

Architectural Site Plan 1
1 : 300

Contractor must check and verify all dimensions on the job, and report any discrepancies to the Architect before proceeding with the work.

Do not scale this drawing.

REVISIONS AND ISSUES

REV	DESCRIPTION	DATE

MJMA

maclennan jaunkalns miller architects

425 adelaide street west level 6
toronto ontario m5v 3c1
416 593 6796
www.mjmarchitects.com

TEAL Architects+Planners
1660 Hollis Street, Suite 1101
Halifax, Nova Scotia B3J 1V7
www.tealarchitects.com

CAMPBELL COMEAU ENGINEERING LTD.
STRUCTURAL ENGINEERS
2719 GLADSTONE STREET, SUITE 110
HALIFAX NS, B3K 4W6
T: 902 429 5454 F:902 444 3099

Smith + Andersen
MECHANICAL ENGINEERS
500-4211 Yonge Street
Toronto, Ontario, M2P 2A9
T: 416 487 8151 F: 416 487 9104

Smith + Andersen
ELECTRICAL ENGINEERS
1969 Upper Water Street, Suite 1905
Halifax, Nova Scotia, B3J 3R7
T: 902 440 0981 F: 416 487 9104

Strum Consulting
CIVIL ENGINEERS
Rolliside, 1355 Bedford Highway
Bedford, NS B4A 1C5
T: 902 835 5560 F: 902 835 5574

EAST HANTS
We live it!

Municipality of East Hants
Parks, Recreation and Culture
Lloyd E Matheson Centre
15 Commerce Court
Elmsdale, NS B2S 3K5
T: 902 883-7098

KEYPLAN

NORTH ARROW

LICENSED ARCHITECT
THOMAS G DAGOS
NOVA SCOTIA ASSOCIATION OF ARCHITECTS

PROJECT TITLE
East Hants Aquatic Centre

Commerce Court, Elmsdale, NS

DRAWING TITLE
SITE PLAN

SCALE
1 : 300

DATE
2018-03-01

PROJECT NUMBER
1609

DRAWING NUMBER
A001

2018-02-27 4:07:28 PM
BM 3DO://1609-EHAC/1609-EHAC-Arch-CM-R17.rvt

Room	Occupant Load Factor (m^2/person)	Occupant Load (persons)
Multi-purpose Room	Single egress	60
Offices/Reception	9.3	6
Maintenance Staff	By Design	2
Pool Lifeguard Staff	By Design	5
Lap Pool	OBC (3.1.17.3.(1))	202
Leisure Pool	OBC (3.1.17.3.(1))	132
Hot Pool	OBC (3.1.17.3.(1))	19
Pool Viewing	By Design	20

Table 4: Occupant Load Factors

Fixture	OBC Reference	Requirement	Quantity Provided
Water Closet (WC)	3.7.4.3.C	3/sex – 151-250 persons/sex	11
Universal WC	3.8.2.3.A	1 per floor	1
Showerheads	3.11.9.1.(5)	1 head per 40 bathers (353 bathers)	21

Table 5: Plumbing Fixtures

GENERAL NOTE:

1. REFER TO BUILDING CODE REPORTPREPARED BY RICAS FIRE PROTECTION AND ENGINEERING DATED FRIDAY FEBRUARY 6TH, 2018.
2. FIRE DAMPERS REQUIRED AT ALL FLOOR AND WALL PENETRATIONS TO MAINTAIN INTEGRITY OF SEPARATION. REFER TO MECHANICAL DRAWINGS FOR LOCATIONS.

LIFE SAFETY AND CODE LEGEND

- 100 — OCCUPANT LOAD IN ROOM
- (100) — OCCUPANT LOAD IN ROOM DURING CONSTRUCTION
- 100 — OCCUPANT LOAD IN TRANSIT
- OCCUPANT LOAD AT DOOR
- 000 (000) 000 — OCCUPANT LOAD AT DOOR DURING CONSTRUCTION
- ALLOWABLE OCCUPANT LOAD AT DOOR
- DOOR 900/6.1=145 — DOOR WIDTH CALCULATION
- PATH OF TRAVEL
- DIRECTION OF TRAVEL
- 26.2m — TRAVEL DISTANCE
- NON - RATED SEPARATION (ENVIRONMENTAL SEAL AT T/O WALLS AND ALL PENETRATIONS - TYP)
- 1HR FIRE SEPARATION
- 2HR FIRE SEPARATION

OCCUPANCY & LIFE SAFETY LEGEND
1 : 50

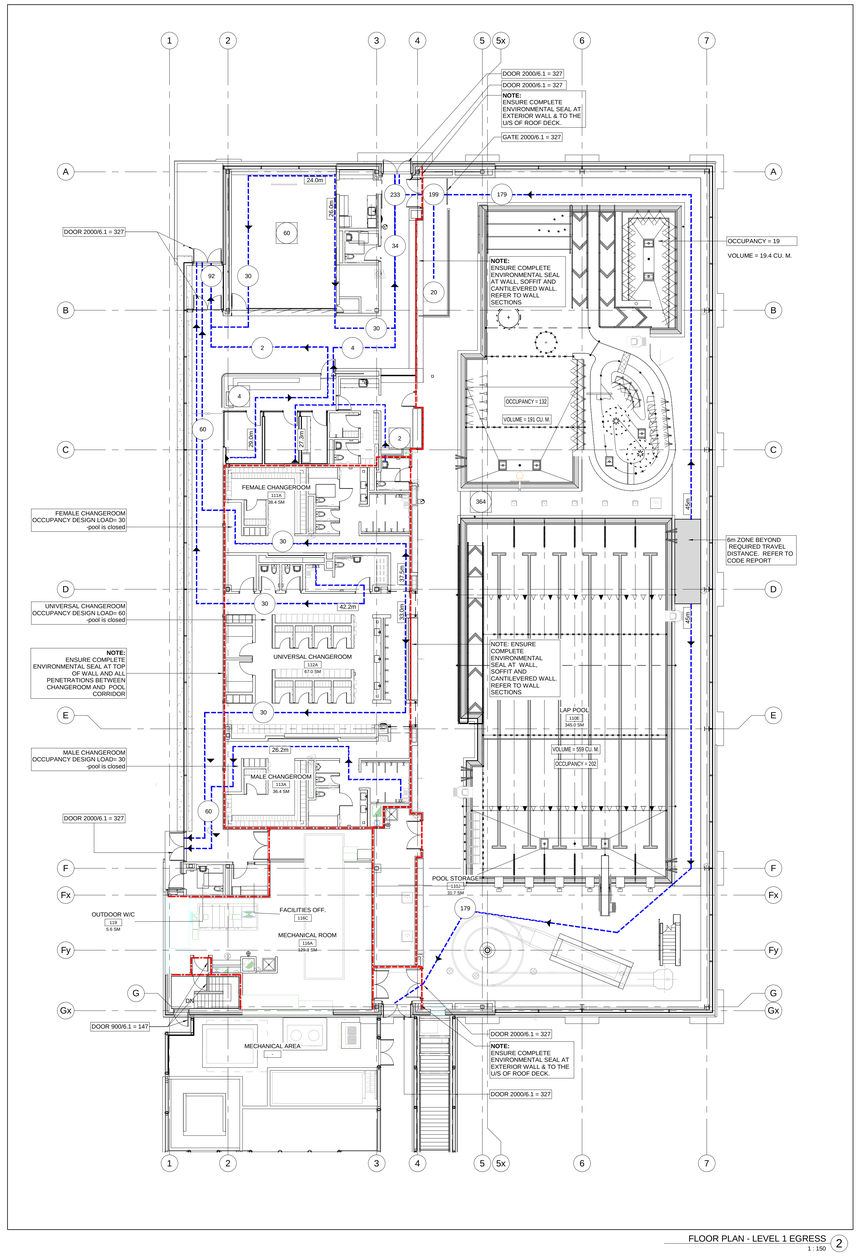

FLOOR PLAN - LEVEL 1 EGRESS
1 : 150



FLOOR PLAN - BASEMENT EGRESS
1 : 150

Contractor must check and verify all dimensions on the job, and report any discrepancies to the Architect before proceeding with the work.

Do not scale this drawing.

REVISIONS AND ISSUES

REV	DESCRIPTION	DATE
1	Issued for Tender	2018-03-01

MJMA
maclennan jaunkalns miller architects
425 adelaide street west level 6
toronto ontario m5v 3c1
416 593 6796
www.mjmarchitects.com

TEAL Architects+Planners
1660 Hollis Street, Suite 1101
Halifax, Nova Scotia B3J 1V7
www.tealarchitects.com

CAMPBELL COMEAU ENGINEERING LTD.
STRUCTURAL ENGINEERS
2719 GLADSTONE STREET, SUITE 110
HALIFAX NS, B3K 4W6
T: 902 429 5454 F:902 444 3099

Smith + Andersen
MECHANICAL ENGINEERS
500-4211 Yonge Street
Toronto, Ontario, M2P 2A9
T: 416 487 8151 F: 416 487 9104

Smith + Andersen
ELECTRICAL ENGINEERS
1969 Upper Water Street, Suite 1905
Halifax, Nova Scotia, B3J 3R7
T: 902 440 0981 F: 416 487 9104

Strum Consulting
CIVIL ENGINEERS
Rolliside, 1355 Bedford Highway
Bedford, NS B4A 1C5
T: 902 835 5560 F: 902 835 5574

EAST HANTS
We live it!

Municipality of East Hants
Parks, Recreation and Culture
Lloyd E Matheson Centre
15 Commerce Court
Elmsdale, NS B2S 3K5
T: 902 883-7098

KEYPLAN

NORTH ARROW

LICENSED ARCHITECT
THOMAS G EMODI
NOVA SCOTIA ASSOCIATION OF ARCHITECTS

PROJECT TITLE
East Hants Aquatic Centre

Commerce Court, Elmsdale, NS

DRAWING TITLE
LIFE SAFETY & CODE

SCALE
As indicated

DATE
2018-03-01

PROJECT NUMBER
1609

DRAWING NUMBER
A005

2018-02-27 4:08:35 PM
RM 380://1609-EAAC/1609-EAAC-Arch-Cm-R17.rvt

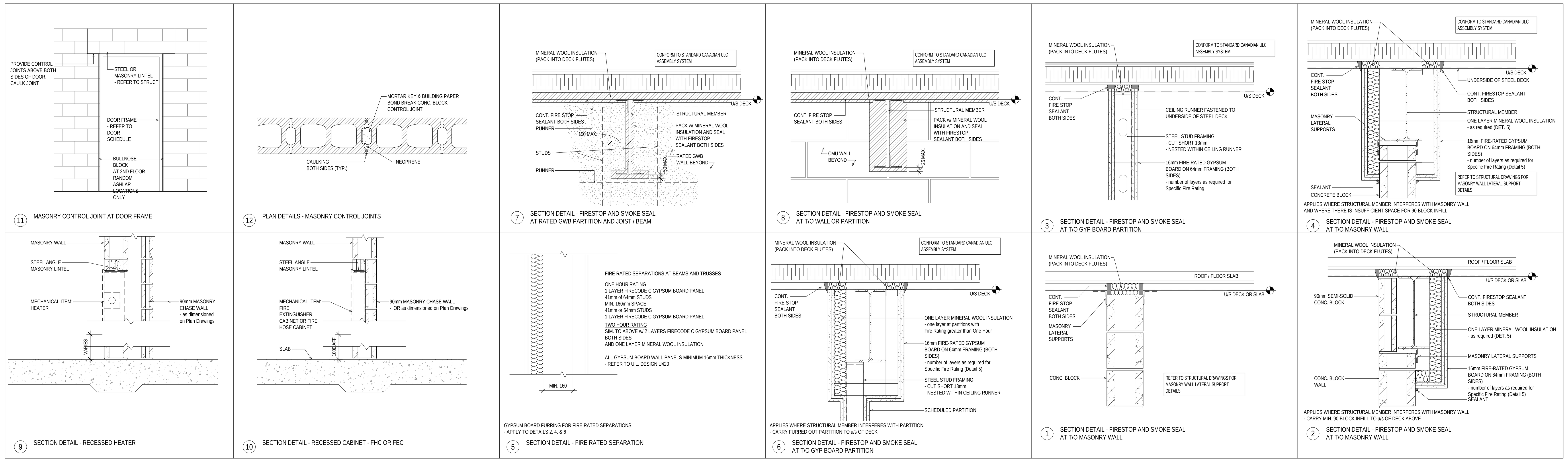

MJMA_TYPICAL ASSEMBLY DETAILS (1) NTS

ANNOTATION TAGS

Tag	Description
Area Name 150 SM (150 SF)	AREA NAME AND AREA
Room Name 101 150 SM	ROOM NAME, NUMBER AND AREA
+15.8	GEODETIC ELEVATION IN METRES AT TOP OF FINISHED FLOOR / FINISHED GRADE
+ 2.8m	ELEVATION IN METRES FROM PROJECT ZERO AT TOP OF FINISHED FLOOR / FINISHED GRADE
XXX	SPOT ELEVATION
W1	EXTERIOR WALL CONSTRUCTION TYPE
F1x	INTERIOR WALL PARTITION TYPE — VARIANT (WHEN APPLICABLE)
R1	ROOF CONSTRUCTION TYPE
ESc01	EXTERIOR GLAZING NUMBER
Sc01	INTERIOR GLAZING NUMBER
	GLAZING TYPE
C1 2800	CEILING SYSTEM TYPE & HEIGHT ABOVE ASSOCIATED LEVEL
101	DOOR NUMBER
?	MATERIAL TAG
1i	MILLWORK TAG
FL-1	FLOOR TAG
1 (triangle)	DRAWING REVISION NUMBER
1 (box)	DEMOLITION SHEET NOTE
PT1	FLOOR / WALL FINISH
Base	BASE FINISH
TL01	FLOOR FINISH TRANSITION

SYMBOLS

- ENLARGED PLAN — 1 / A802, SIM: DETAIL NUMBER; WHEN APPLICABLE; SHEET ON WHICH DETAIL IS SHOWN
- BUILDING ELEVATIONS — 1 / A202: ELEVATION NUMBER; SHEET ON WHICH ELEVATION IS SHOWN
- INTERIOR ELEVATIONS — 1 / A501: ELEVATION NUMBER; SHEET ON WHICH ELEVATION IS SHOWN
- BUILDING SECTIONS — 1 / A101, SIM: DETAIL NUMBER; WHEN APPLICABLE; SHEET ON WHICH SECTION IS SHOWN
- WALL SECTIONS — 1 / A101, SIM: DETAIL NUMBER; WHEN APPLICABLE; SHEET ON WHICH SECTION IS SHOWN
- RCP DETAIL REFERENCE — 1 A101, SIM: WHEN APPLICABLE; DETAIL NUMBER / SHEET ON WHICH DETAIL IS SHOWN
- LEVEL MARKER — Elevation / Name: LEVEL; LEVEL NAME
- GRID NUMBER — A
- NORTH ARROW — PROJECT N, TRUE N
- SPOT ELEVATION — XXX: ELEVATION
- VIEW REFERENCE — 1 / A101

FLOOR TYPES

1. REFER TO SPECIFICATION FOR REQUIREMENTS FOR BACKFILL AND ENGINEERED FILL. REFER TO STRUCTURAL DRAWINGS FOR SLAB THICKNESS AND REINFORCEMENT.
2. U.N.O. ALL SLEEVES FOR FLOOR PENETRATIONS ARE BY MECHANICAL SPECIFICATIONS. SEE MECHANICAL DRAWINGS FOR ADDITIONAL INFORMATION.
3. MAINTAIN FLOOR TO FLOOR FIRE SEPARATION AT ALL FLOOR PENETRATIONS AS REQUIRED. SEE MECHANICAL DRAWINGS FOR ADDITIONAL INFORMATION.
4. REFER TO GEOTECHNICAL REPORT FOR ADDITIONAL INFORMATION ON COMPACTED SUBGRADE OR ENGINEERED FILL.

TYPE	ASSEMBLY	DESCRIPTION
FL1		**EXTERIOR CONCRETE SLAB ON GRADE FROST SLAB** CONCRETE SLAB (REFER TO STRUCTURAL) 50mm HIGH LOAD RIGID INSULATION (INS 10 (40) 150mm GRANULAR A
FL2		**CONCRETE SLAB ON GRADE** FLOOR FINISH CONCRETE SLAB (REFER TO STRUCTURAL) UNDERSLAB VAPOUR BARRIER 150mm GRANULAR A
FL3A		**DEPRESSED CONCRETE SLAB ON GRADE** EDGE GRAIN WOOD FLOORING / ENTRANCE FLOOR MAT CONCRETE SLAB (REFER TO STRUCTURAL) UNDERSLAB VAPOUR BARRIER 150mm GRANULAR A
FL3B		**DEPRESSED CONCRETE SLAB ON GRADE** TILE FINISH 65mm SLOPED CONCRETE TOPPING CONCRETE SLAB (REFER TO STRUCTURAL) UNDERSLAB VAPOUR BARRIER 150mm GRANULAR A
FL4		**SUMP PIT** CONCRETE SLAB (REFER TO STRUCTURAL) C/W INTEGRAL CRYSTALLINE ADMIXTURE UNDERSLAB VAPOUR BARRIER 150mm GRANULAR A
FL5A		**SUSPENDED CONCRETE SLAB** FLOOR FINISH CAST IN PLACE CONCRETE SLAB C/W ADMIXTURE
FL5B		**SUSPENDED CONCRETE SLAB** TILE FINISH WATERPROOFING MEMBRANE 140mm SLOPED CONCRETE TOPPING CAST IN PLACE CONCRETE SLAB C/W INTEGRAL CRYSTALLINE ADMIXTURE
FL5C		**SUSPENDED CONCRETE SLAB** CAST IN PLACE CONCRETE WALKWAY 150mm GRANULAR A 150mm HIGH LOAD RIGID INSULATION (INS 10 (40) FILTER FABRIC 20mm DRAINGE BOARD WATERPROOFING MEMBRANE CIP CONCRETE ROOF (SLOPE TOP 2% FOR DRAINAGE) LOCATION: AT SOUTH RECESSED EXIT DOORS FROM VESTIBULE 118 AND EXTERIOR WASHROOM
FL6		**POOL BASIN CONCRETE SLAB** TILE FINISH CAST IN PLACE CONCRETE SLAB 150mm GRANULAR A UNDERSLAB WEEPING TILE
FL7		**EXTERIOR SERVICE CONCRETE SLAB** CAST IN PLACE CONCRETE SLAB 150mm GRANULAR A
FL8		**SUSPENDED SOLID PRECAST CONCRETE SLAB (C/W HATCHES)** TILE FINISH WATERPROOFING MEMBRANE 65mm SLOPED CONCRETE TOPPING CAST IN PLACE CONCRETE SLAB ***NOTE:** 5 LANE ROPE COMPARTMENTS AND 1 ACCESS HATCH
FL10		**EXTERIOR INSULATED SLAB ON GRADE** 100mm CAST IN PLACE CONCRETE SLAB 150mm GRANULAR A 50mm HIGH LOAD RIGID INSULATION (INS 10 (40)

SOFFIT TYPES

TYPE	ASSEMBLY	DESCRIPTION
S1		**INSULATED WOOD SOFFIT** 152mm ENGINEERED LOAD BEARING METAL STUD FRAMING C/W COMPRESSION BRACING FOR WIND RESISTANCE 13mm EXTERIOR SHEATHING AIR / VAPOUR BARRIER MEMBRANE 152mm Z-GIRTS 152mm DUAL-DENSITY SEMI-RIGID INSULATION (INS-22, R4.3/in) 22mm FURRING CHANNELS 19mm PLYWOOD FASTENING STRIPS 19x89mm TONGUE AND GROOVE SOLID WOOD (WDS1)
S2		**INSULATED METAL SOFFIT (CONCEALED FASTENING)** 152mm ENGINEERED LOAD BEARING METAL STUD FRAMING C/W COMPRESSION BRACING FOR WIND RESISTANCE 13mm EXTERIOR SHEATHING AIR / VAPOUR BARRIER MEMBRANE 152mm Z-GIRTS 152mm DUAL-DENSITY SEMI-RIGID INSULATION (INS-22, R4.3/in) 22mm FURRING CHANNELS 3mm ALUMINUM FLAT PLATE C/W EXTRUDED ALUMINUM REVEAL CHANNELS AND REINFORCING (WHITE DURANAR FINISH)

ROOF TYPES

TYPE	ASSEMBLY	DESCRIPTION
R1		**PVC MEMBRANE ROOFING SYSTEM ON STRUCTURAL STEEL DECK (R 31 ASSEMBLY)** PVC ROOF MEMBRANE - ADHERERED (1600MM SEAMS O/C) PROFILED PVC BATTENS (800MM O/C - WELDED) 6mm ROOF SHEATHING BOARD - ADHERERED 64mm RIGID POLYISOCYANURATE INSULATION (INS-51) - ADHERERED 76mm RIGID POLYISOCYANURATE INSULATION (INS-51) - MECH. FASTENED AIR & VAPOUR BARRIER MEMBRANE 12mm ROOF SHEATHING BOARD 38mm STRUCTURAL STEEL DECK
R2		**PVC MEMBRANE ROOFING SYSTEM ON WOOD DECK (R 31 ASSEMBLY)** PVC ROOF MEMBRANE - ADHERERED (1600MM SEAMS O/C) PROFILED PVC BATTENS (800MM O/C - WELDED) 6mm ROOF SHEATHING BOARD - ADHERERED 64mm RIGID POLYISOCYANURATE INSULATION (INS-51) - ADHERERED 76mm RIGID POLYISOCYANURATE INSULATION (INS-51) - MECH. FASTENED AIR & VAPOUR BARRIER MEMBRANE 12mm ROOF SHEATHING BOARD 89mm STRUCTURAL CLT DECK

EXTERIOR WALL TYPES

AIR / VAPOUR BARRIER

THE CONTINUITY OF THE AIR/VAPOUR BARRIER IS CRITICAL. CLOSELY COORDINATE THE INTERFACING OF VARIOUS BUILDING ELEMENTS ARE REQUIRED TO MAINTAIN THE CONTINUITY OF THE AIR/VAPOUR BARRIER. SEAL ALL PENETRATIONS AND DISCONTINUITIES. ENSURE POSITIVE MECHANICAL CONNECTIONS AND SEALING OF THE AIR/VAPOUR BARRIER AT TRANSITIONS OF THE VARIOUS ENVELOPE ASSEMBLIES. WHEN IN DOUBT OF THE EXACT LOCATION OF THE AIR/VAPOUR BARRIER IN RELATIONS TO OTHER MATERIALS, SEEK THE ADVICE OF THE CONSULTANT. SUBMIT WRITTEN REQUEST FOR REVIEW OF THE AIR/VAPOUR BARRIER TRANSITION INSTALLATION PRIOR TO CONCEALING WITH SUBSEQUENT CONSTRUCTION.

TYPE	ASSEMBLY	DESCRIPTION
W1A		**FOUNDATION WALL – BACKFILLED ASSEMBLY (R10 ASSEMBLY)** 50mm RIGID INSULATION (INS-10) TO 1200mm BELOW GRADE BITUMINOUS DAMPPROOFING CONCRETE FOUNDATION WALL (THICKNESS VARIES)
W1B		**FOUNDATION WALL – BASEMENT CONDITION (R20 ASSEMBLY)** 100mm RIGID INSULATION (INS-10) TO 2400mm BELOW GRADE FILTER FABRIC 20mm DRAINAGE BOARD WATERPROOFING MEMBRANE CONCRETE FOUNDATION WALL (THICKNESS VARIES)
W2		**FOUNDATION WALL WITH PRECAST CONCRETE BASE (R25 ASSEMBLY)** 20mm DRAINAGE BOARD (AT BELOW GRADE PRECAST CONDITIONS) 100mm PRECAST CONCRETE PANELS 100mm RIGID INSULATION (INS-10) AIR / VAPOUR BARRIER MEMBRANE CONCRETE FOUNDATION WALL (THICKNESS VARIES) (NOTE: RIGID INSULATION FROM W1B OVERLAPS ONTO PRECAST - TYPICAL)
W3		**STANDING SEAM METALCLADDING SYSTEM (R25 ASSEMBLY)** 22 GUAGE STEEL STANDING SEAM PANELS 22mm AIR SPACE (HAT CHANNELS) 76mm HORIZONTAL Z-GIRTS ON 140mm THERMALLY BROKEN FASTENING CLIPS AT 1220mm O/C VERTICAL CLIP SPACING 2 LAYERS OF 76mm DUAL-DENSITY SEMI-RIGID INSULATION (INS-22) AIR / VAPOUR BARRIER MEMBRANE 16mm EXTERIOR SHEATHING BOARD 203mm WIND BEARING METAL STUD FRAMING (MIN)
W3B		**STANDING SEAM METAL CLADDING SYSTEM (R25 ASSEMBLY)** 22 GAUGE STEEL STANDING SEAM PANELS 22mm AIR SPACE (HAT CHANNELS) 76mm HORIZONTAL Z-GIRTS ON 140mm THERMALLY BROKEN FASTENING CLIPS AT 1220mm O/C VERTICAL CLIP SPACING 2 LAYERS OF 76mm DUAL-DENSITY SEMI-RIGID INSULATION (INS-22) AIR / VAPOUR BARRIER MEMBRANE STRUCTURAL CONCRETE WALL
W3C		**STANDING SEAM METAL CLADDING SYSTEM (R25 ASSEMBLY)** 22 GAUGE STEEL STANDING SEAM PANELS 22mm AIR SPACE (HAT CHANNELS) 76mm HORIZONTAL Z-GIRTS ON 140mm THERMALLY BROKEN FASTENING CLIPS AT 1220mm O/C VERTICAL CLIP SPACING 2 LAYERS OF 76mm DUAL-DENSITY SEMI-RIGID INSULATION (INS-22) AIR / VAPOUR BARRIER MEMBRANE 190mm CONCRETE MASONRY UNIT
W4A		**ALUMINUM PANEL CLADDING SYSTEM (R25 ASSEMBLY)** 3mm ALUMINUM FLAT PLATE C/W EXTRUDED ALUMINUM REVEAL CHANNELS AND REINFORCING 25mm AIR SPACE (EXTRUDED CHANNELS) 76mm HORIZONTAL Z-GIRTS ON 140mm THERMALLY BROKEN FASTENING CLIPS 2 LAYERS OF 76mm DUAL-DENSITY SEMI-RIGID INSULATION (INS-22) AIR / VAPOUR BARRIER MEMBRANE 16mm EXTERIOR SHEATHING BOARD BOARD 203mm WIND BEARING METAL STUD FRAMING (MIN)
W4B		**ALUMINUM PANEL CLADDING SYSTEM – CONCEALED FASTENING** 3mm ALUMINUM FLAT PLATE C/W EXTRUDED ALUMINUM REVEAL CHANNELS AND REINFORCING 25mm AIR SPACE (EXTRUDED CHANNELS) 152mm HORIZONTAL Z-GIRTS 16mm EXTERIOR SHEATHING BOARD 203mm METAL STUD FRAMING
W5		**METAL ENCLOSURE AT OUTDOOR MECHANICAL** PREFINISHED PERFORATED ALUMINUM PANEL 3mm ALUMINUM FLAT PLATE GALVANIZED STRUCTURAL STEEL FRAMING
W6		**PARAPET WALL** PVC ROOF MEMBRANE - ADHERERED (1600MM SEAMS O/C) 12.7mm PRESSURE TREATED PLYWOOD 38mm RIGID POLYISOCYANURATE INSULATION (INS-51) 64mm RIGID POLYISOCYANURATE INSULATION (INS-51)

GENERAL NOTES - INTERIOR PARTITIONS

1. UNLESS NOTED OTHERWISE, ALL INTERIOR WALLS (PARTITIONS) TO BE FULL HEIGHT PARTITIONS TYPE 'P3'.
2. REFER TO INTERIOR SHEATHING BOARD SCHEDULE IN SPECIFICATION FOR INTERIOR PARTITIONS AND FURRING SHEATHING TYPES
3. FOR EXTERIOR WALL TYPES AND FINISHES REFER TO EXTERIOR WALL TYPE SCHEDULE, WALL SECTIONS, AND EXTERIOR ELEVATIONS
4. FURR IN ALL EXPOSED PLUMBING RISERS, RAIN LEADERS ETC. WITH 90mm CONCRETE BLOCK TO MIN. 150mm ABOVE FINISHED CEILING UNLESS OTHERWISE NOTED.
5. UNLESS OTHERWISE NOTED, ALL WALLS AND PARTITIONS TO TERMINATE @ UNDER SIDE OF ROOF DECK, FLOOR SLAB OR STRUCTURE ABOVE. (ALSO SEE FLOOR PLANS FOR LOCATIONS)
6. SEE FIRE SEPARATION DRAWINGS FOR PARTITIONS, DOORS, SCREENS, STRUCTURE ETC. THAT REQUIRE RATINGS AND LABELS (TYPICAL).
7. PARTIAL HEIGHT WALL, 2400mm HIGH UNLESS OTHERWISE NOTED (C/W SOLID TOP COURSE BLOCK
8. REFER TO FLOOR PLANS FOR LOCATIONS OF INTERIOR ARCHITECTURAL CONCRETE MASONRY (ACM). ALL ACM MASONRY TO BE INSTALLED WITH PIGMENTED (COLOURED) MORTAR AND GRAFFITI PROTECTION.

INTERIOR MASONRY WALL TYPES

INTERIOR MASONRY AND CONCRETE PARTITION TYPES

1. FIRE PERFORMANCE: REFER TO CANADIAN CONCRETE MASONRY PRODUCERS ASSOCIATION METRIC TECHNICAL MANUAL, 2013:
   - TABLE 5.7: MINIMUM EQUIVALENT THICKNESS OF CONCRETE MASONRY LOADBEARING AND NON-LOADBEARING, mm (ADAPTED FROM TABLE D-2.1.1, NBCC-10), AND
   - TABLE 5.8: CALCULATED FIRE-RESISTANCE RATINGS FOR SINGLE WYTHE MASONRY WALLS CONSTRUCTED OF STANDARD CONCRETE BLOCK MASONRY UNITS OF TYPICAL SOLID CONTENTS (BASED ON TABLE D-2.1.1, NBCC-10)
2. STC RATINGS: REFER TO CANADIAN CONCRETE MASONRY PRODUCERS ASSOCIATION METRIC TECHNICAL MANUAL, 2013:
   - TABLE 7.1: SOUND TRANSMISSION RATINGS FOR CONCRETE BLOCK WALLS

		HOLLOW (H)				SEMI-SOLID (SS)				SOLID (SF)			
		NORMAL (A)		LIGHT (C)		NORMAL (A)		LIGHT (C)		NORMAL (A)		LIGHT (C)	
SIZE CODE	WEIGHT	FRR	STC	FRR	STC	FRR	STC	FRR	STC	FRR	STC	FRR	STC
10		0.8	43	1.1	40	1.1	45	1.3	42	1.4	47	1.8	45
15		1.1	46	1.5	43	2	50	2.8	47	2.9	52	4+	50
20		1.8	50	2.5	46	3.2	53	4+	51	4+	56	4+	53
25		2.4	51	3.5	49	4+	56	4+	54	4+	58	4+	56
30		3.2	53	4+	50	4+	58	4+	56	4+	58	4+	58

TYPE	ASSEMBLY	DESCRIPTION
PM1		RESERVED
PM2		240mm CONCRETE MASONRY UNIT
PM3		190mm CONCRETE MASONRY UNIT
PM4		140mm CONCRETE MASONRY UNIT
PM5		90mm CONCRETE MASONRY UNIT
PM11-12		RESERVED
PM13		190mm ASHLAR CONCRETE MASONRY UNIT (CMU-A), 1/3 RUNNING BOND STAINED FINISH
PM14		140mm ASHLAR CONCRETE MASONRY UNIT (CMU-A), 1/3 RUNNING BOND STAINED FINISH

- PM#: GRAPHIC ON FLOOR PLAN; MASONRY PARTITION NUMBER; MASONRY PARTITION
- PM# "A": ACOUSTIC PARTITION — A STC RATING 45; B STC RATING 50; C STC RATING 55
- PM# X"#": FIRE RATED PARTITION — X0 0HR FIRE SEPARATION; X.5 0.5HR FIRE SEPARATION; X1 1HR FIRE SEPARATION; X2 2HR FIRE SEPARATION
- PM# P: PARTIAL HEIGHT PARTITION 2200mm HIGH UNLESS NOTED OTHERWISE (C/W SOLID TOP COURSE BLOCK); VARIANT LABEL

INTERIOR GYPSUM AND CEMENT BOARD PARTITION WALL TYPES

INTERIOR PARTITIONS AND FURRING TYPES - NON LOAD BEARING NOTES:
1. READ IN CONJUNCTION WITH 09 29 01 - INTERIOR GYPSUM AND CEMENT BOARD SCHEDULE
2. TYPICAL THICKNESS (UNLESS NOTED OTHERWISE)
   - GYPSUM WALL BOARD (GWB) PANELS:16mm
   - CEMENT BOARD (CBD) PANEL: 13mm
3. METAL STUD SPACING: 400mm O/C UNLESS NOTED OTHERWISE
4. STANDARD GAUGE: 0.458mm (25 GAUGE)
5. HEAVY GAUGE AT HIGHER DENSITY PANELS (GWB-AR, GWB-IR, GWB-TB, CBD-TB): 0.836m (20 GAUGE)

PG# X"#": FIRE RATED PARTITION — X0 0HR FIRE SEPARATION; X.5 0.5HR FIRE SEPARATION; X1 1HR FIRE SEPARATION; X2 2HR FIRE SEPARATION

			ACOUSTIC PERFORMANCE		FIRE PERFORMANCE	
TYPE	ASSEMBLY	DESCRIPTION	STC	TESTING NUMBER	RATING	ULC
PG1		RESERVED				
PG2		GYPSUM WALL BOARD (GWB) 152mm METAL STUD FRAMING GYPSUM WALL BOARD (GWB)				
PG3		GYPSUM WALL BOARD (GWB) 92mm METAL STUD FRAMING GYPSUM WALL BOARD (GWB)				
PG3 A		GYPSUM WALL BOARD (GWB) 92mm METAL STUD FRAMING 89mm ACOUSTIC FIREBATT (INS-60) GYPSUM WALL BOARD (GWB)				
PG4		GYPSUM WALL BOARD (GWB) 64mm METAL STUD FRAMING GYPSUM WALL BOARD (GWB)				
PG5		GYPSUM WALL BOARD (GWB) 41mm METAL STUD FRAMING GYPSUM WALL BOARD (GWB)				
PGSX1		**VERTICAL SHAFTWALL ASSEMBLY** 25mm GYPSUM BOARD LINER PANEL FIRECODE 'X' 102mm C-H STUD FRAMING @ 400 O.C. 16mm GYPSUM BOARD FIRE CODE 'X'			1 HR	BXUVC.W452 SYSTEM A

FURRING TYPES

TYPE	ASSEMBLY	DESCRIPTION
FG1		RESERVED
FG2		GYPSUM WALL BOARD (GWB) 152mm METAL STUD FRAMING
FG3		GYPSUM WALL BOARD (GWB) 92mm METAL STUD FRAMING
FG4		GYPSUM WALL BOARD (GWB) 64mm METAL STUD FRAMING
FG5		GYPSUM WALL BOARD (GWB) 41mm METAL STUD FRAMING
FG6		GYPSUM WALL BOARD (GWB) 22mm METAL FURRING CHANNEL FRAMING
FG7		GYPSUM WALL BOARD (GWB) 22mm METAL FURRING CHANNEL FRAMING SHIMS

ACOUSTIC FURRING TYPES

ACOUSTIC FURRING NOTES:
1. READ IN CONJUNCTION WITH 09 29 01 - INTERIOR GYPSUM AND CEMENT BOARD SCHEDULE.
2. TYPICAL THICKNESS (UNLESS NOTED OTHERWISE):
   - GYPSUM WALL BOARD (GWB) PANELS: 16mm
   - CEMENT BOARD (CBD) PANELS: 13mm
3. REFER TO FINISH SCHEDULE
4. ENSURE A COMPLETE SEAL BETWEEN POOL ENVIRONMENT AND ALL ADJACENT INTERIOR SPACES. CAULK AND SEAL AROUND ALL PENETRATIONS INCLUDING MECHANICAL AND ELECTRICAL ELEMENTS.

TYPE	ASSEMBLY	DESCRIPTION
MWP1		**METAL INTERIOR WALL PANELLING** PERFORATED METAL WALL PANEL PVC WRAPPED FIBERGLASS ACOUSTICAL PAD 22mm METAL FURRING CHANNELS 13mm AIR BARRIER SHEATHING BOARD OR GWB-TB 92mm METAL STUD FRAMING (w/ BRACING TO STRUCTURE AS REQ'D)
MWP2		**METAL INTERIOR WALL PANELLING** PERFORATED METAL WALL PANEL PVC WRAPPED FIBERGLASS ACOUSTICAL PAD 22mm METAL FURRING CHANNELS FLUID APPLIED MEMBRANE FLASHING 13mm AIR BARRIER SHEATHING BOARD OR GWB-TB 92mm METAL STUD FRAMING (w/ BRACING TO STRUCTURE AS REQ'D)
MWP3		**METAL PLATE INTERIOR WALL PANELLING** 3mm ALUMINUM FLAT PLATE C/W EXTRUDED ALUMINUM REVEAL CHANNELS AND REINFORCING FLUID APPLIED MEMBRANE FLASHING 13mm AIR BARRIER SHEATHING BOARD OR GWB-TB 92mm METAL STUD FRAMING (w/ SCREW FASTENED BRACING TO STRUCTURE AS REQ'D)
MWP4		**METAL PLATE INTERIOR WALL PANELLING** 3mm ALUMINUM FLAT PLATE C/W EXTRUDED ALUMINUM REVEAL CHANNELS AND REINFORCING 13mm AIR BARRIER SHEATHING BOARD OR GWB-TB 92mm METAL STUD FRAMING (w/ SCREW FASTENED BRACING TO STRUCTURE AS REQ'D)

INTERIOR CEILING TYPES

INTERIOR CEILING NOTES:
1. READ IN CONJUNCTION WITH 09 29 01 - INTERIOR GYPSUM AND CEMENT BOARD SCHEDULE.
2. TYPICAL THICKNESS (UNLESS NOTED OTHERWISE):
   - GYPSUM WALL BOARD (GWB) PANELS: 16mm
   - CEMENT BOARD (CBD) PANELS: 13mm
3. REFER TO FINISH SCHEDULE
4. AQUATIC HALL CEILING FRAMING IS TO BE SECURED WITH SCREW FASTENING AND SUPPLEMENTAL ANGLE SUPPORTS ATTACHED TO CARRYING CHANNELS. WIRING IS NOT TO BE USED AS IT MAY FAIL UNDER THE PRESENCE OF CHLORAMINES. REFER TO SPECIFICATIONS.
5. ENSURE A COMPLETE SEAL BETWEEN POOL ENVIRONMENT AND ALL ADJACENT INTERIOR SPACES. CAULK AND SEAL AROUND ALL PENETRATIONS INCLUDING MECHANICAL AND ELECTRICAL ELEMENTS.

TYPE	ASSEMBLY	DESCRIPTION
C-ACT1		**SUSPENDED ACOUSTIC CEILING TILE - TYPE 1** STANDARD SUSPENSION SYSTEM - EXPOSED TEE OR WET ENVIRONMENT SUSPENSION SYSTEM - EXPOSED TEE ACOUSTIC CEILING TILE (ACT-1) - LAY-IN
C-ACT2		**SUSPENDED ACOUSTIC CEILING TILE - TYPE 2** STANDARD SUSPENSION SYSTEM OR WET ENVIRONMENT SUSPENSION SYSTEM ACOUSTIC CEILING TILE (ACT-2) - CLIPPED SWING-DOWN
C-GWB		**SUSPENDED GYPSUM WALL CEILING** CEILING SUPPORT SYSTEM 38mm METAL RUNNER (CARRY) CHANNELS 22mm METAL FURRING CHANNELS GYPSUM WALL BOARD (GWB)
C-GWB-S		**GWB HORIZONTAL SHAFTWALL SYSTEM - 2HR (BMEC AUTHORIZATION 89-01-118)** 25mm GWB SHAFT WALL LINER 102mm C-H METAL STUD FRAMING 13 mm GWB SHEATHING FIRECODE C – 3 LAYERS
C-TL		**SUSPENDED PORCELAIN CERAMIC TILE CEILING** CEILING SUPPORT SYSTEM 38mm METAL RUNNER (CARRY) CHANNELS 22mm METAL FURRING CHANNELS CEMENT BOARD (CBD) PORCELAIN CERAMIC TILE (TL)
C-TLW		**SUSPENDED PORCELAIN CERAMIC TILE CEILING (SHOWERS)** CEILING SUPPORT SYSTEM 38mm METAL RUNNER (CARRY) CHANNELS 22mm METAL FURRING CHANNELS CEMENT BOARD (CBD) WATERPROOFING MEMBRANE PORCELAIN CERAMIC TILE (TL)
C-WDC1		**SUSPENDED WOOD CEILING** ENGINEERED CEILING SUPPORT SYSTEM 38mm METAL RUNNER (CARRY) CHANNELS 22mm METAL FURRING CHANNELS 19mm PLYWOOD FASTENING STRIPS 19x89mm TONGUE AND GROOVE SOLID WOOD (WDS1) (NOTE: SCREW FASTENING REQUIREMENTS IN AQUATIC HALL)
C-WDC2		**SUSPENDED WOOD CEILING** ENGINEERED CEILING SUPPORT SYSTEM 38mm METAL RUNNER (CARRY) CHANNELS 22mm METAL FURRING CHANNELS 13mm AIR BARRIER SHEATHING BOARD OR GWB-TB C/W FLUID APPLIED MEMBRANE FLASHING 19mm PLYWOOD FASTENING STRIPS 19x89mm TONGUE AND GROOVE SOLID WOOD (WDS1) (NOTE: SCREW FASTENING OF ALL FRAMING TO BE USED WHEREVER POSSIBLE. SECURE TO ADJACENT STRUCTURAL ELEMENTS FOR ADDED SUPPORT. REFERENCE SPECIFICATIONS FOR SUSPENSION STRUCTURE)
C-MTL1		**METAL PLATE CEILING** 3mm ALUMINUM FLAT PLATE C/W EXTRUDED ALUMINUM REVEAL CHANNELS AND REINFORCING EXTRUDED ALUMINUM CHANNEL SUPPORT SYSTEM (CONCEALED FASTENING 13mm CEMENT BOARD (CBD) C/W FLUID APPLIED MEMBRANE FLASHING METAL STUD FRAMING

Contractor must check and verify all dimensions on the job, and report any discrepancies to the Architect before proceeding with the work.

Do not scale this drawing.

REVISIONS AND ISSUES

REV	DESCRIPTION	DATE
1	Issued for Tender	2018-03-01

MJMA
maclennan jaunkalns miller architects
425 adelaide street west level 6
toronto ontario m5v 3c1
416 593 6796
www.mjmarchitects.com

TEAL Architects+Planners
1660 Hollis Street, Suite 1101
Halifax, Nova Scotia B3J 1V7
www.tealarchitects.com

CAMPBELL COMEAU ENGINEERING LTD.
STRUCTURAL ENGINEERS
2719 GLADSTONE STREET, SUITE 110
HALIFAX NS, B3K 4W6
T: 902 429 5454 F:902 444 3099

Smith + Andersen
MECHANICAL ENGINEERS
500-4211 Yonge Street
Toronto, Ontario, M2P 2A9
T: 416 487 8151 F: 416 487 9104

Smith + Andersen
ELECTRICAL ENGINEERS
1969 Upper Water Street, Suite 1905
Halifax, Nova Scotia, B3J 3R7
T: 902 440 0981 F: 416 487 9104

Strum Consulting
CIVIL ENGINEERS
Railside, 1355 Bedford Highway
Bedford, NS B4A 1C5
T: 902 835 5560 F: 902 835 5574

EAST HANTS
We live it!
Municipality of East Hants
Parks, Recreation and Culture
Lloyd E Matheson Centre
15 Commerce Court
Elmsdale, NS B2S 3K5
T: 902 883-7098

KEYPLAN

NORTH ARROW — TRUE N, PROJECT N

LICENSED ARCHITECT — THOMAS G EMODI — NOVA SCOTIA ASSOCIATION OF ARCHITECTS

PROJECT TITLE
East Hants Aquatic Centre
Commerce Court, Elmsdale, NS

DRAWING TITLE
NOTES & TYPICAL DETAILS

SCALE
As indicated

DATE
2018-03-01

PROJECT NUMBER
1609

DRAWING NUMBER
A010

2018-02-27 4:08:41 PM
BIM 360://1609-EHAC/1609-EHAC-Arch-CM-R17.rvt

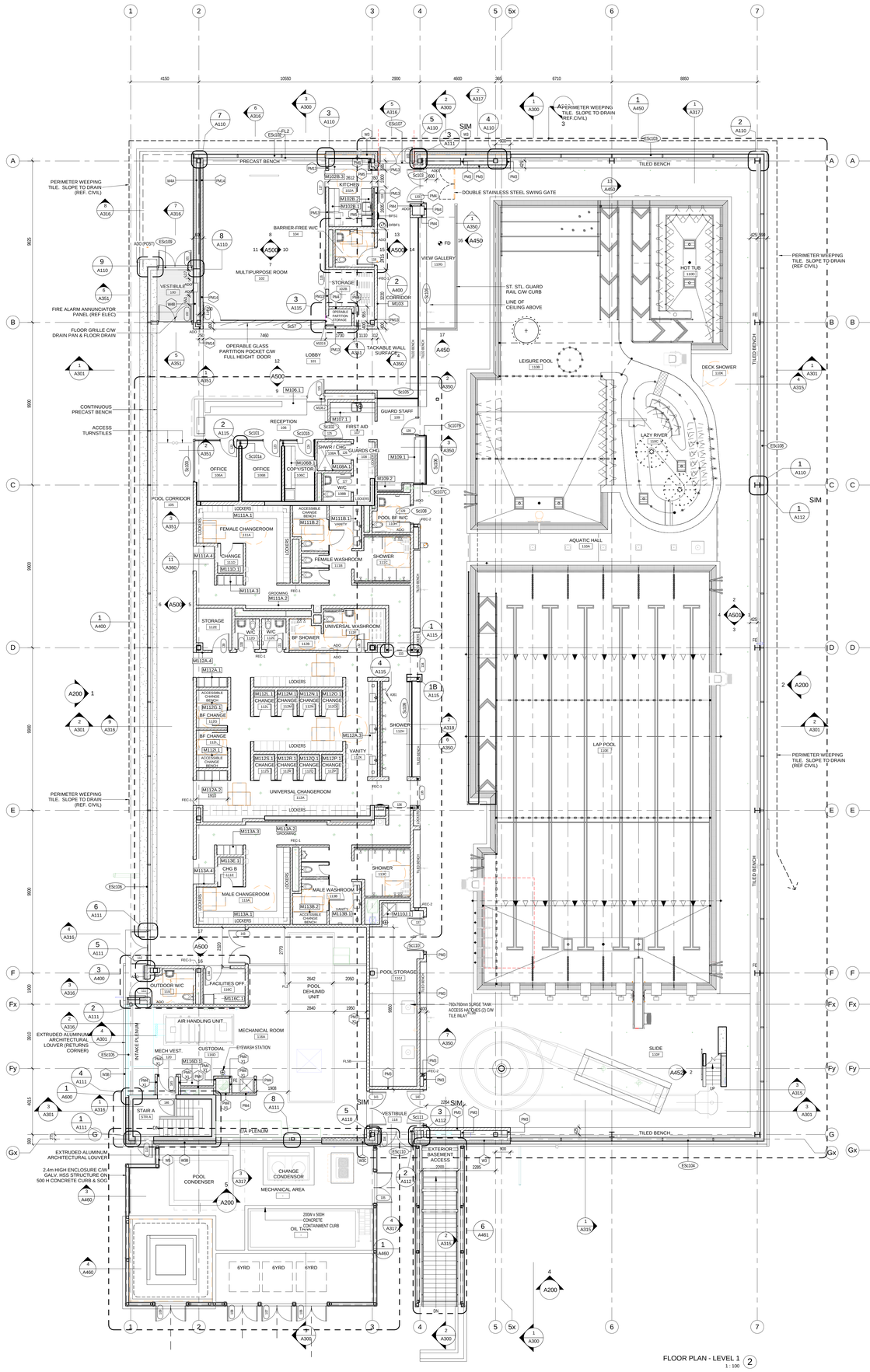

FLOOR PLAN - LEVEL 1 (2)
1 : 100

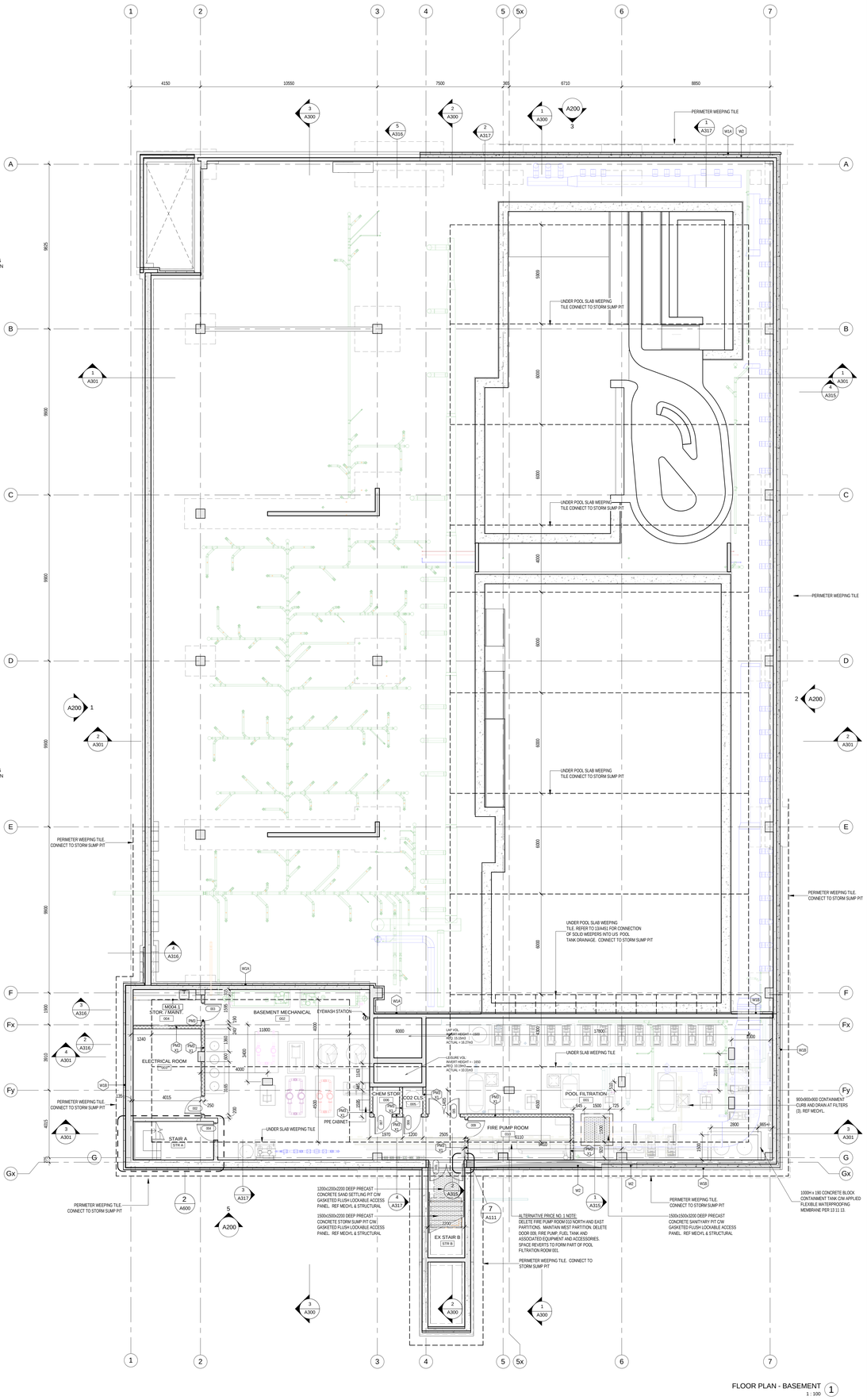

FLOOR PLAN - BASEMENT (1)
1 : 100

Contractor must check and verify all dimensions on the job, and report any discrepancies to the Architect before proceeding with the work.

Do not scale this drawing.

REVISIONS AND ISSUES

REV	DESCRIPTION	DATE
1	Issued for Tender	2018-03-01

MJMA
maclennan jaunkalns miller architects
425 adelaide street west level 6
toronto ontario m5v 3c1
416 593 6796
www.mjmarchitects.com

TEAL Architects+Planners
1660 Hollis Street, Suite 1101
Halifax, Nova Scotia B3J 1V7
www.tealarchitects.com

CAMPBELL COMEAU ENGINEERING LTD.
STRUCTURAL ENGINEERS
2719 GLADSTONE STREET, SUITE 110
HALIFAX NS, B3K 4W6
T: 902 429 5454 F:902 444 3099

Smith + Andersen
MECHANICAL ENGINEERS
500-4211 Yonge Street
Toronto, Ontario, M2P 2A9
T: 416 487 8151 F: 416 487 9104

Smith + Andersen
ELECTRICAL ENGINEERS
1969 Upper Water Street, Suite 1905
Halifax, Nova Scotia, B3J 3R7
T: 902 440 0981 F: 416 487 9104

Strum Consulting
CIVIL ENGINEERS
Rolliside, 1355 Bedford Highway
Bedford, NS B4A 1C5
T: 902 835 5560 F: 902 835 5574

EAST HANTS
We live it!

Municipality of East Hants
Parks, Recreation and Culture
Lloyd E Matheson Centre
15 Commerce Court
Elmsdale, NS B2S 3K5
T: 902 883-7098

KEYPLAN

NORTH ARROW

LICENSED ARCHITECT
THOMAS G EMODE
NOVA SCOTIA ASSOCIATION OF ARCHITECTS

PROJECT TITLE
East Hants Aquatic Centre
Commerce Court, Elmsdale, NS

DRAWING TITLE
FLOOR PLANS

SCALE
1 : 100

DATE
2018-03-01

PROJECT NUMBER
1609

DRAWING NUMBER
A101

2018-02-27 4:10:18 PM
BIM 360://1609-EHAC/1609-EHAC-Arch-CAM-R17.rvt

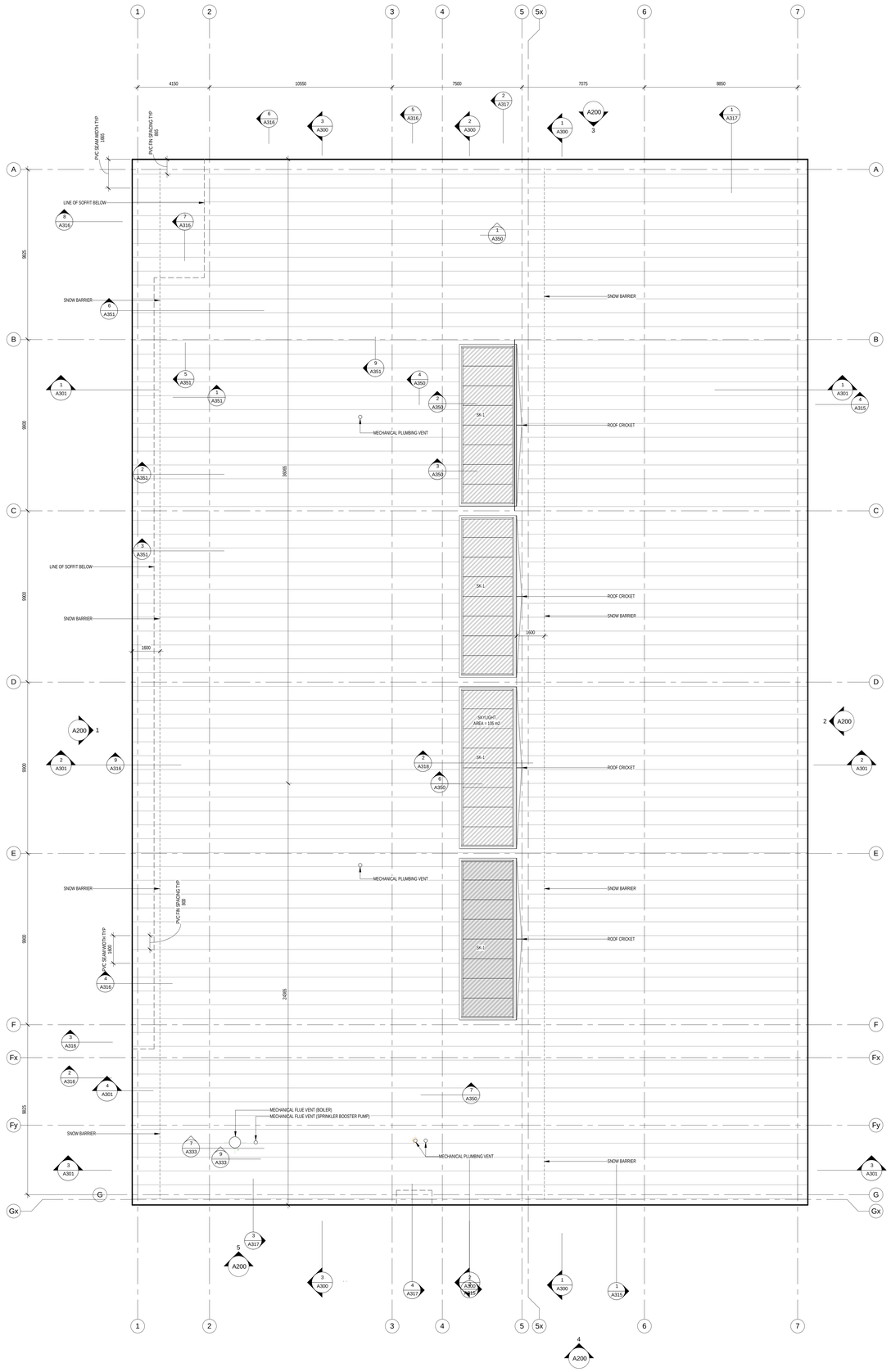

ROOF PLAN 1
1 : 100

*NOTE - INTERIOR WALL PARTITION HEIGHTS:
- HATCHED WALLS (SOLID GREY) ARE CONT. TO U/S OF OF ROOF DECK ABOVE UNLESS OTHERWISE NOTED;
- UNHATCHED WALLS ARE CONT. TO 3400mm AFF UNLESS OTHERWISE NOTED;

FLOOR PLAN - U/S SOFFIT 4
1/ A200 1 : 100

Contractor must check and verify all dimensions on the job, and report any discrepancies to the Architect before proceeding with the work.

Do not scale this drawing.

REVISIONS AND ISSUES

REV	DESCRIPTION	DATE
1	Issued for Tender	2018-03-01

MJMA
maclennan jaunkalns miller architects
425 adelaide street west level 6
toronto ontario m5v 3c1
416 593 6796
www.mjmarchitects.com

TEAL Architects+Planners
1660 Hollis Street, Suite 1101
Halifax, Nova Scotia B3J 1V7
www.tealarchitects.com

CAMPBELL COMEAU ENGINEERING LTD.
STRUCTURAL ENGINEERS
2719 GLADSTONE STREET, SUITE 110
HALIFAX NS, B3K 4W6
T: 902 429 5454 F:902 444 3099

Smith + Andersen
MECHANICAL ENGINEERS
500-4211 Yonge Street
Toronto, Ontario, M2P 2A9
T: 416 487 8151 F: 416 487 9104

Smith + Andersen
ELECTRICAL ENGINEERS
1969 Upper Water Street, Suite 1905
Halifax, Nova Scotia, B3J 3R7
T: 902 440 0981 F: 416 487 9104

Strum Consulting
CIVIL ENGINEERS
Railside, 1355 Bedford Highway
Bedford, NS B4A 1C5
T: 902 835 5560 F: 902 835 5574

EAST HANTS
We live it!

Municipality of East Hants
Parks, Recreation and Culture
Lloyd E Matheson Centre
15 Commerce Court
Elmsdale, NS B2S 3K5
T: 902 883-7098

KEYPLAN

NORTH ARROW

LICENSED ARCHITECT
THOMAS G EMODI
NOVA SCOTIA ASSOCIATION OF ARCHITECTS

PROJECT TITLE
East Hants Aquatic Centre

Commerce Court, Elmsdale, NS

DRAWING TITLE
U/S SOFFIT AND ROOF PLANS

SCALE
1 : 100

DATE
2018-03-01

PROJECT NUMBER
1609

DRAWING NUMBER
A102

2018-02-27 4:10:25 PM
BIM 360://1609-EHAC/1609-EHAC-Arch-CM-R17.rvt

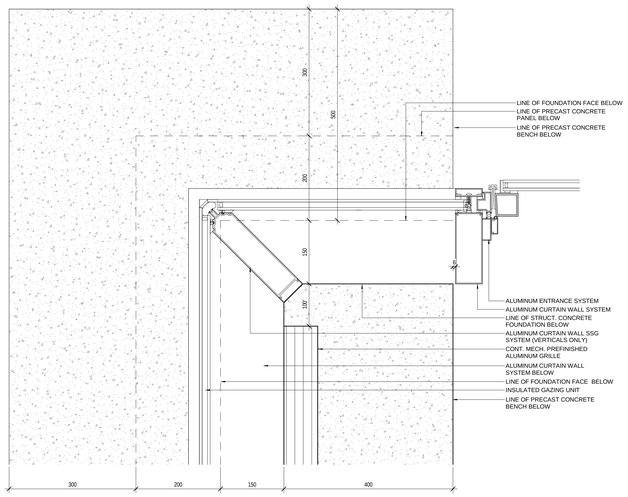

MAIN ENTRANCE EXTERIOR DOOR JAMB DETAIL 9
1 : 5

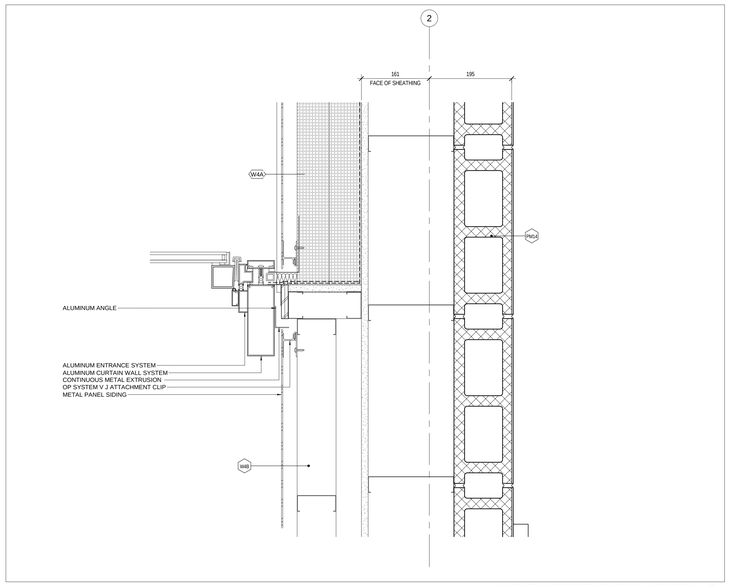

MAIN ENTRANCE EXTERIOR DOOR JAMB DETAIL 8
1 : 5

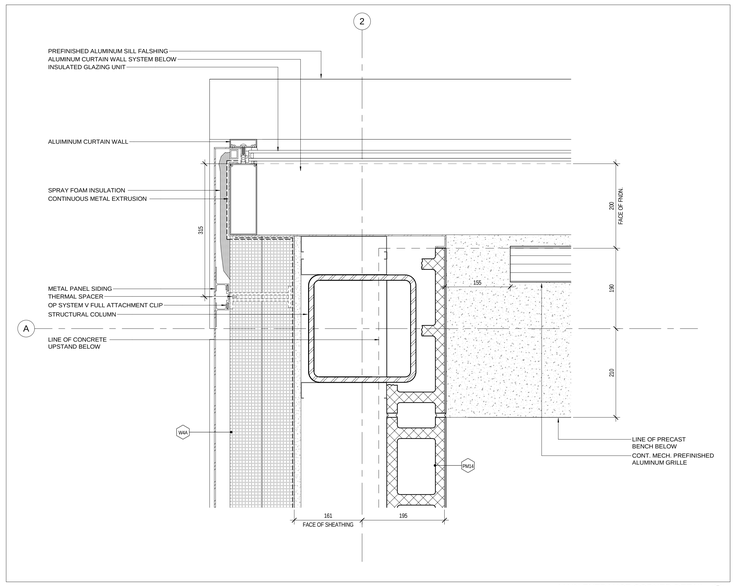

MAIN ENTRANCE CORNER DETAIL 7
1 : 5

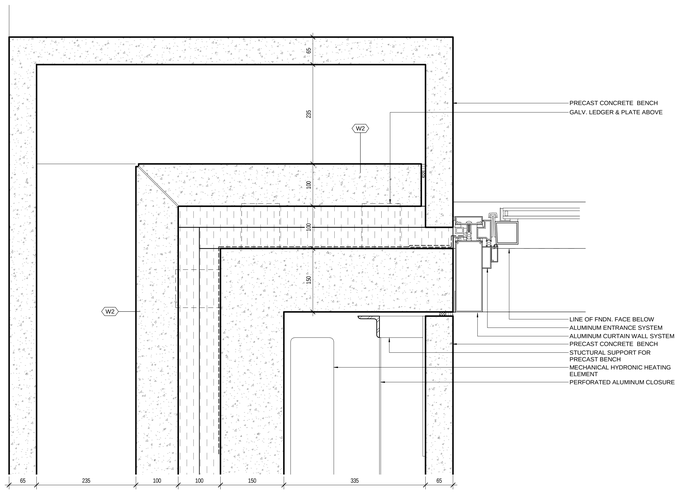

MAIN ENTRANCE EXTERIOR DOOR JAMB DETAIL @ PRECAST PANEL & BENCH 6
1 : 5

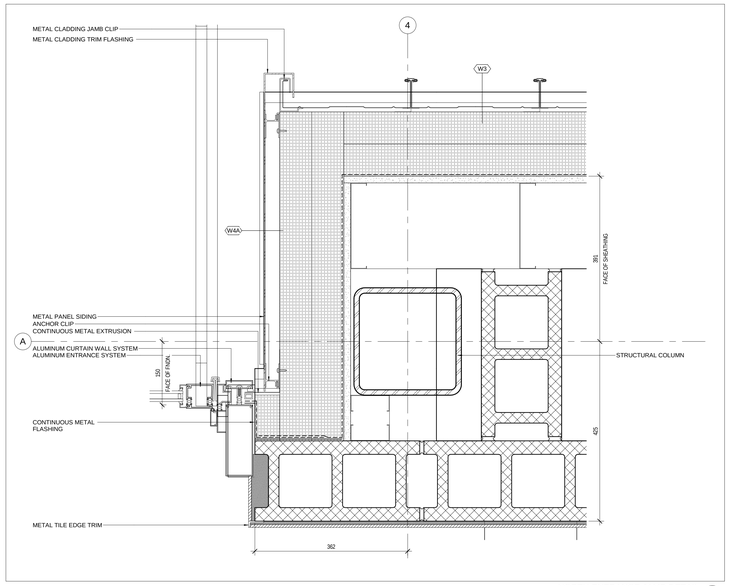

NORTH ENTRANCE JAMB DETAIL 5
1 : 5

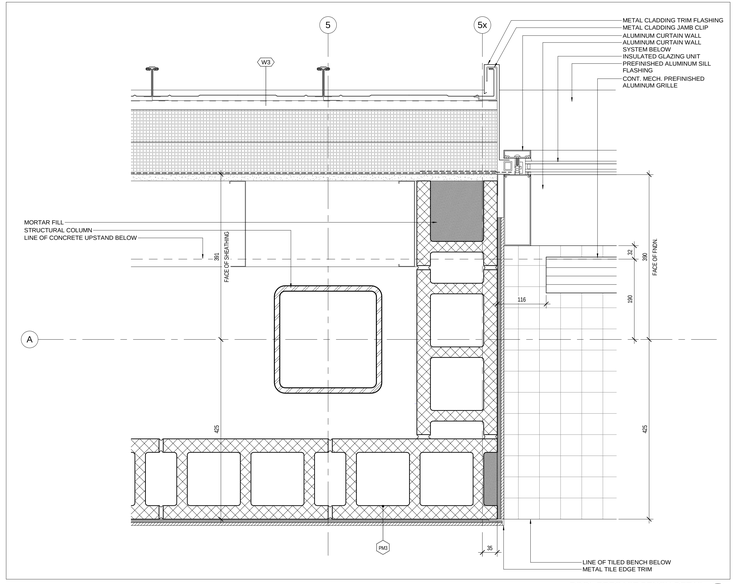

POOL PRECAST BENCH DETAIL 4
1 : 5

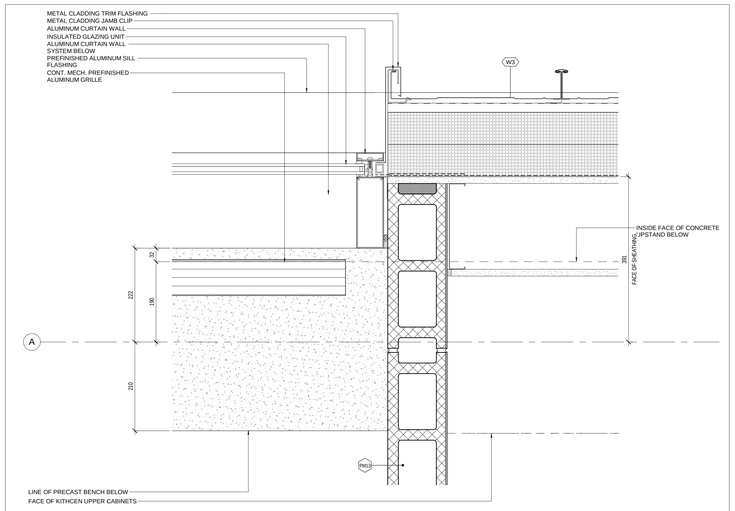

MULTIPURPOSE ROOM PRECAST BENCH DETAIL 3
1 : 5

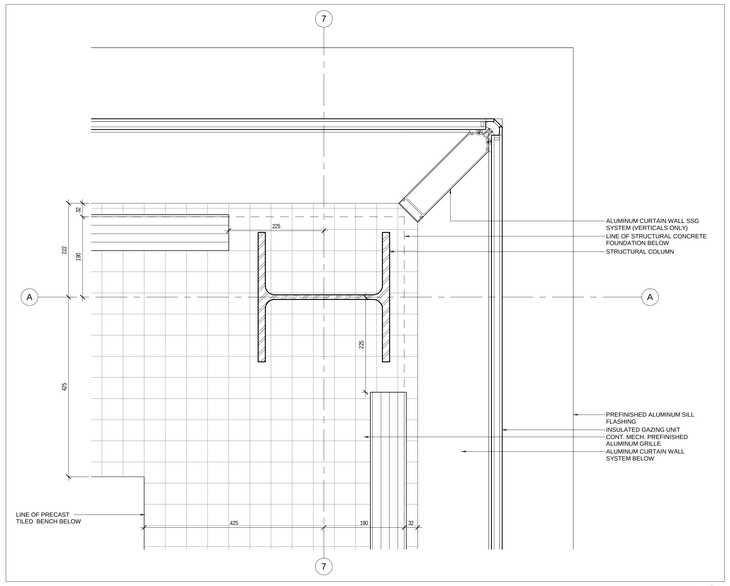

POOL PRECAST BENCH DETAIL 2
1 : 5

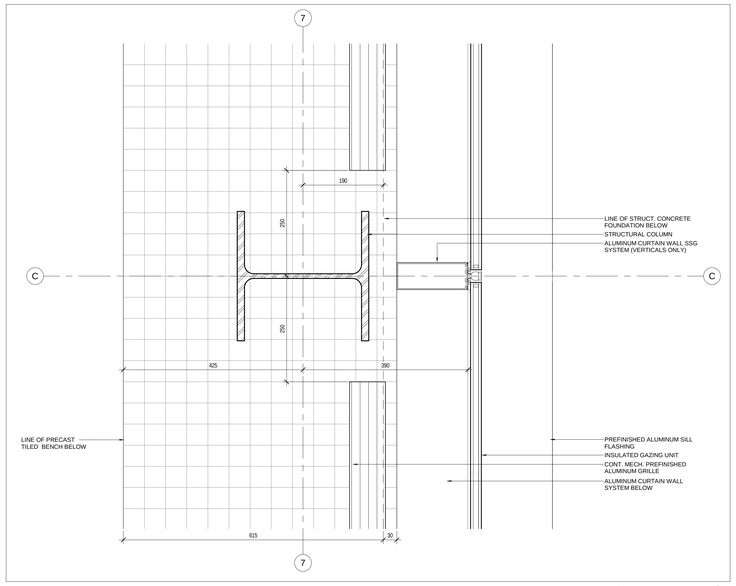

POOL PRECAST BENCH DETAIL 1
1 : 5

Contractor must check and verify all dimensions on the job, and report any discrepancies to the Architect before proceeding with the work.

Do not scale this drawing.

REVISIONS AND ISSUES

REV	DESCRIPTION	DATE
1	Issued for Tender	2018-03-01

MJMA
maclennan jaunkalns miller architects
425 adelaide street west level 6
toronto ontario m5v 3c1
416 593 6796
www.mjmarchitects.com

TEAL Architects+Planners
1660 Hollis Street, Suite 1101
Halifax, Nova Scotia B3J 1V7
www.tealarchitects.com

CAMPBELL COMEAU ENGINEERING LTD.
STRUCTURAL ENGINEERS
2719 GLADSTONE STREET, SUITE 110
HALIFAX NS, B3K 4W6
T: 902 429 5454 F:902 444 3099

Smith + Andersen
MECHANICAL ENGINEERS
500-4211 Yonge Street
Toronto, Ontario, M2P 2A9
T: 416 487 8151 F: 416 487 9104

Smith + Andersen
ELECTRICAL ENGINEERS
1969 Upper Water Street, Suite 1905
Halifax, Nova Scotia, B3J 3R7
T: 902 440 0981 F: 416 487 9104

Strum Consulting
CIVIL ENGINEERS
Rollside, 1355 Bedford Highway
Bedford, NS B4A 1C5
T: 902 835 5560 F: 902 835 5574

EAST HANTS
We live it!

Municipality of East Hants
Parks, Recreation and Culture
Lloyd E Matheson Centre
15 Commerce Court
Elmsdale, NS B2S 3K5
T: 902 883-7098

KEYPLAN

NORTH ARROW

LICENSED ARCHITECT
THOMAS G EMODI
NOVA SCOTIA ASSOCIATION OF ARCHITECTS

PROJECT TITLE
East Hants Aquatic Centre

Commerce Court, Elmsdale, NS

DRAWING TITLE
PLAN DETAILS – EXTERIOR

SCALE
1 : 5

DATE
2018-03-01

PROJECT NUMBER
1609

DRAWING NUMBER
A110

2018-02-27 4:10:38 PM
BM 380//1609-1540C-Arch-CM-R17.rvt

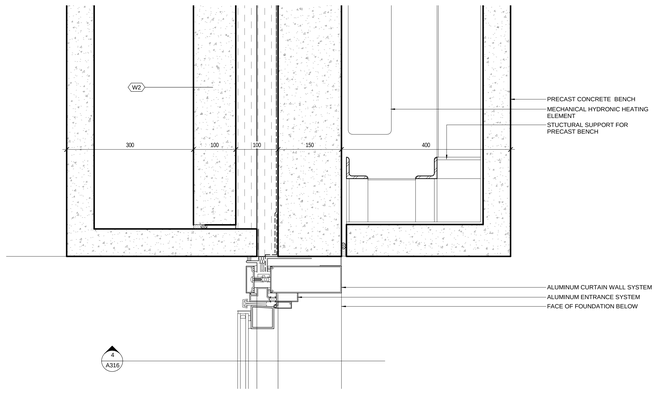

POOL COORIDOR SIDE ENTRANCE - JAMB DETAIL 9
1 : 5

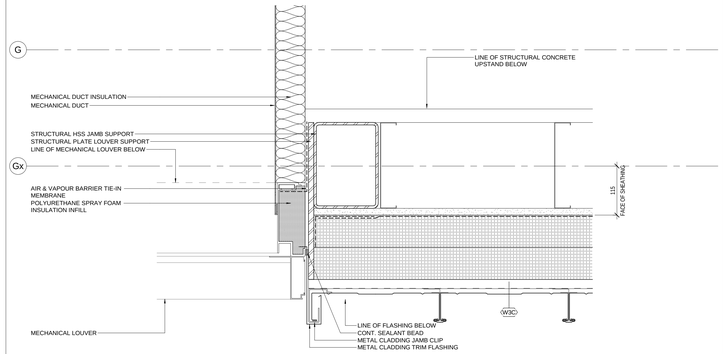

MECHANICAL LOUVRE JAMB DETAIL 8
1 : 5

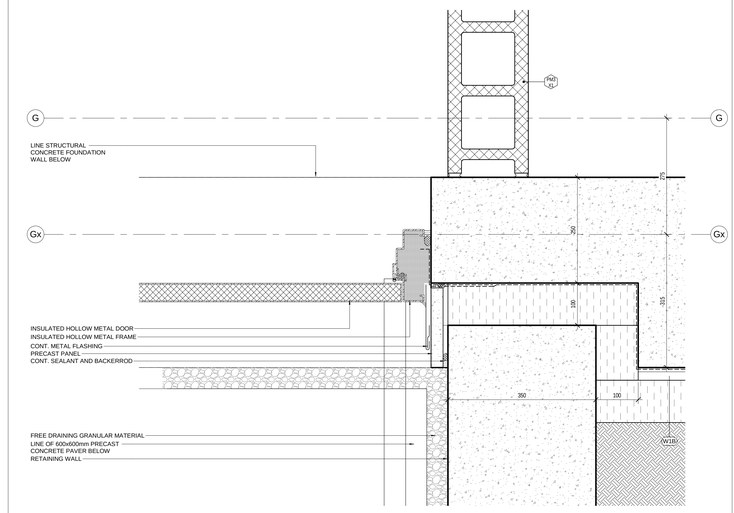

BASEMENT MECHANICAL - JAMB DETAIL 7
1 : 5

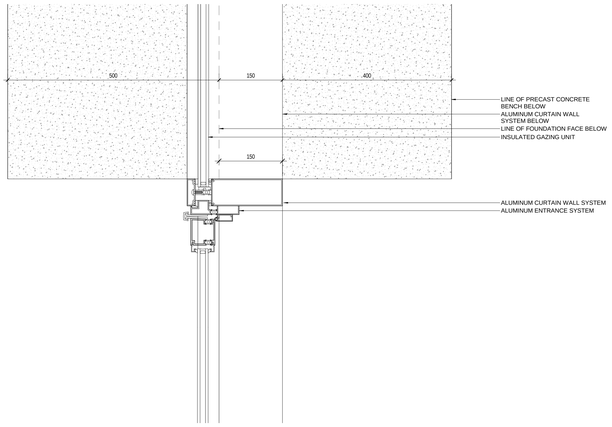

POOL COORIDOR SIDE ENTRANCE - JAMB DETAIL 6
1 : 5

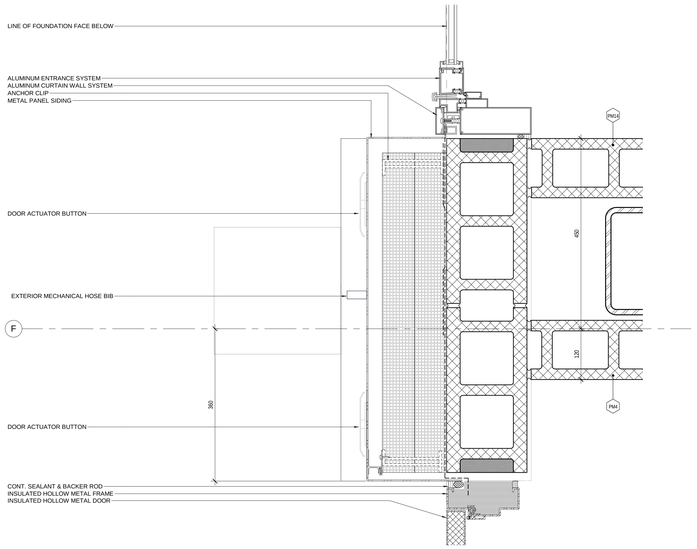

EXTERIOR WASHROOM DOOR JAMB DETAIL 5
1 : 5

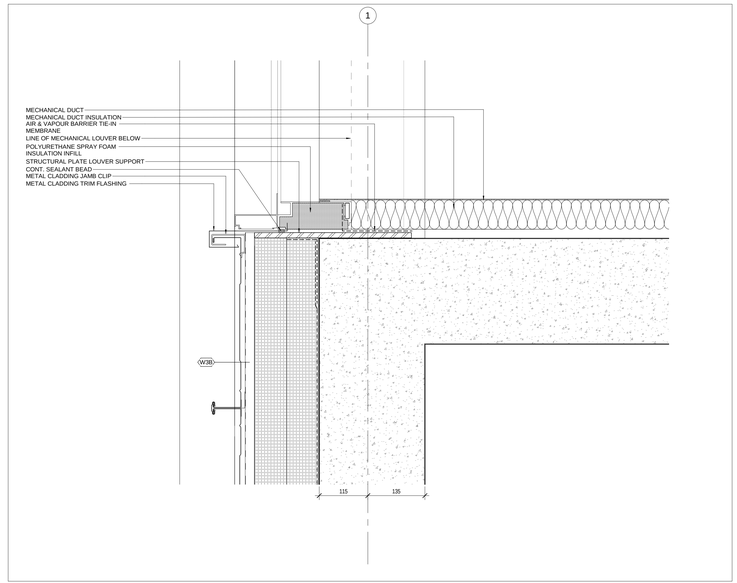

MECHANICAL LOUVRE - JAMB DETAIL 4
1 : 5

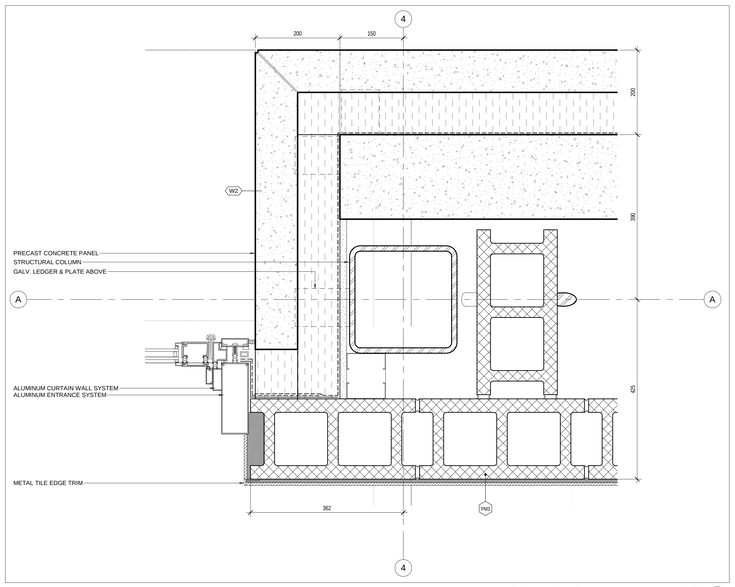

NORTH ENTRANCE JAMB DETAIL AT PRECAST 3
1 : 5

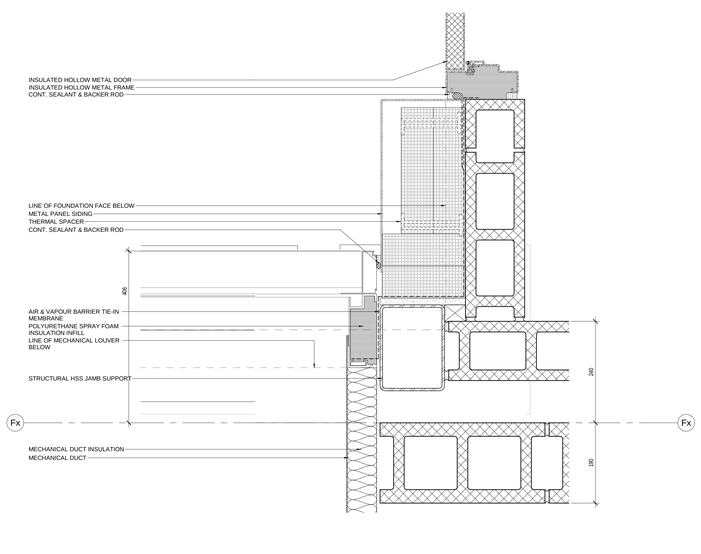

EXTERIOR WASHROOM DOOR JAMB DETAIL 2
1 : 5

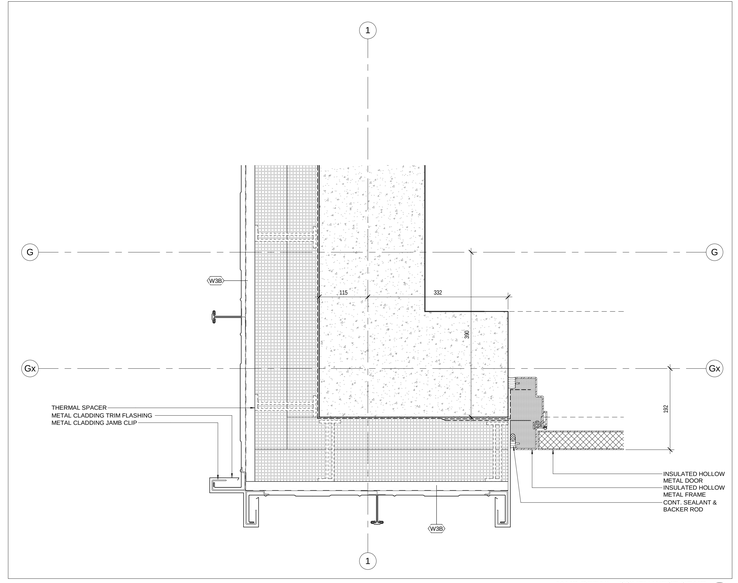

JAMB DETAIL - SOUTH WEST STAIR 1
1 : 5

2018-02-27 4:10:47 PM
BIM 360://1609-EHAC/1609-EHAC-Arch-Cde-R17.rvt

Contractor must check and verify all dimensions on the job, and report any discrepancies to the Architect before proceeding with the work.

Do not scale this drawing.

REVISIONS AND ISSUES

REV	DESCRIPTION	DATE
1	Issued for Tender	2018-03-01

MJMA
maclennan jaunkalns miller architects
425 adelaide street west level 6
toronto ontario m5v 3c1
416 593 6796
www.mjmarchitects.com

TEAL Architects+Planners
1660 Hollis Street, Suite 1101
Halifax, Nova Scotia B3J 1V7
www.tealarchitects.com

CAMPBELL COMEAU ENGINEERING LTD.
STRUCTURAL ENGINEERS
2719 GLADSTONE STREET, SUITE 110
HALIFAX NS, B3K 4W6
T: 902 429 5454 F:902 444 3099

Smith + Andersen
MECHANICAL ENGINEERS
500-4211 Yonge Street
Toronto, Ontario, M2P 2A9
T: 416 487 8151 F: 416 487 9104

Smith + Andersen
ELECTRICAL ENGINEERS
1969 Upper Water Street, Suite 1905
Halifax, Nova Scotia, B3J 3R7
T: 902 440 0981 F: 416 487 9104

Strum Consulting
CIVIL ENGINEERS
Rolliside, 1355 Bedford Highway
Bedford, NS B4A 1C5
T: 902 835 5560 F: 902 835 5574

EAST HANTS
We live it!

Municipality of East Hants
Parks, Recreation and Culture
Lloyd E Matheson Centre
15 Commerce Court
Elmsdale, NS B2S 3K5
T: 902 883-7098

KEYPLAN

NORTH ARROW

LICENSED ARCHITECT
THOMAS G EMODE
NOVA SCOTIA ASSOCIATION OF ARCHITECTS

PROJECT TITLE
East Hants Aquatic Centre
Commerce Court, Elmsdale, NS

DRAWING TITLE
PLAN DETAILS – EXTERIOR

SCALE
1 : 5

DATE
2018-03-01

PROJECT NUMBER
1609

DRAWING NUMBER
A111

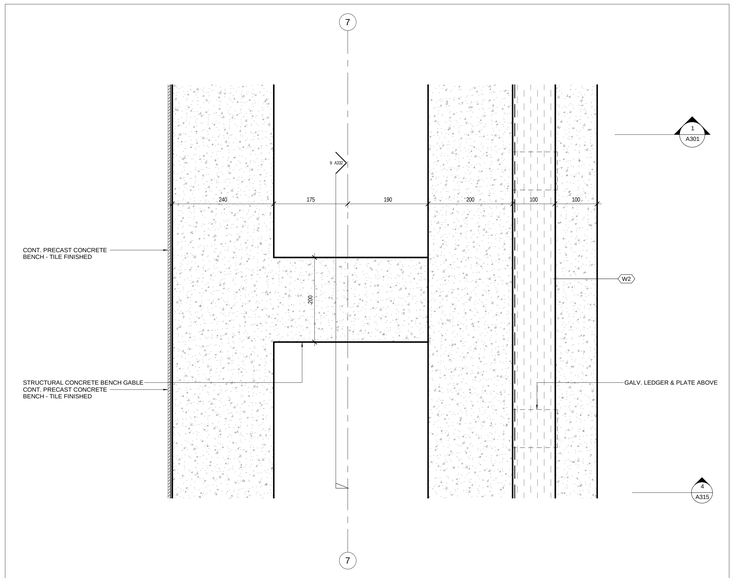

POOL PRECAST BENCH DETAIL AT GABLE (4)
1 : 5

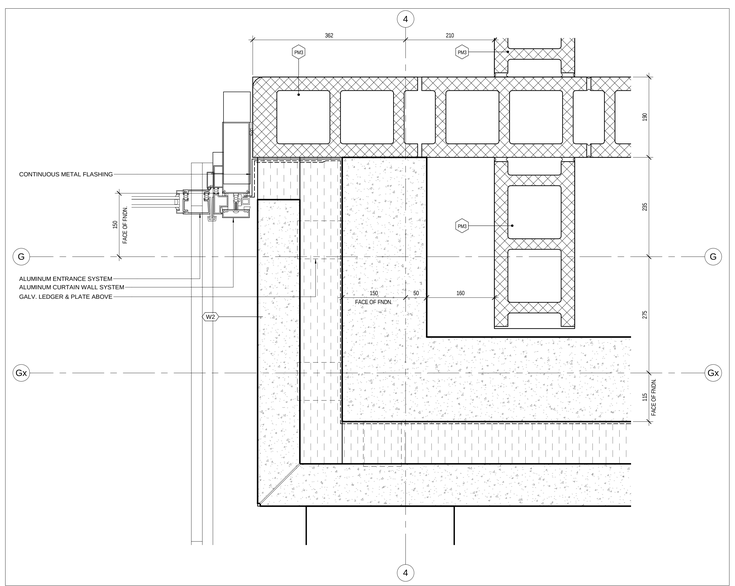

SOUTH ENTRANCE EXTERIOR DOOR JAMB DETAIL AT PRECAST (3)
1 : 5

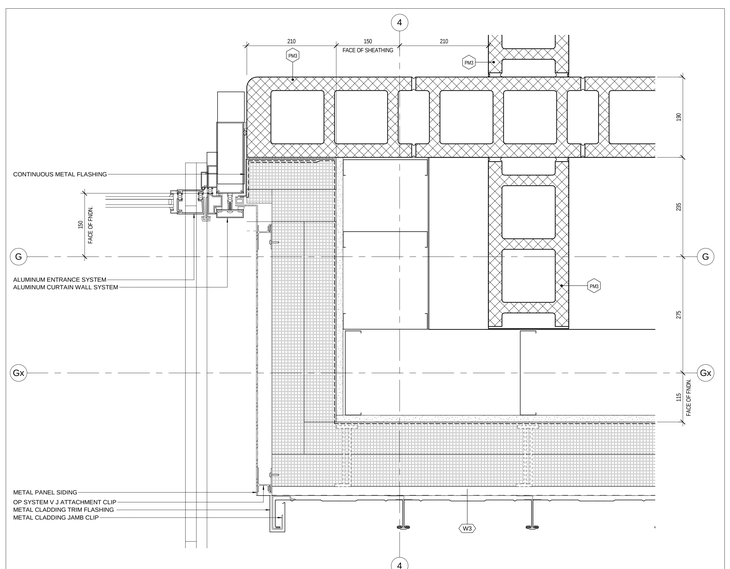

SOUTH ENTRANCE EXTERIOR DOOR JAMB DETAIL (2)
1 : 5

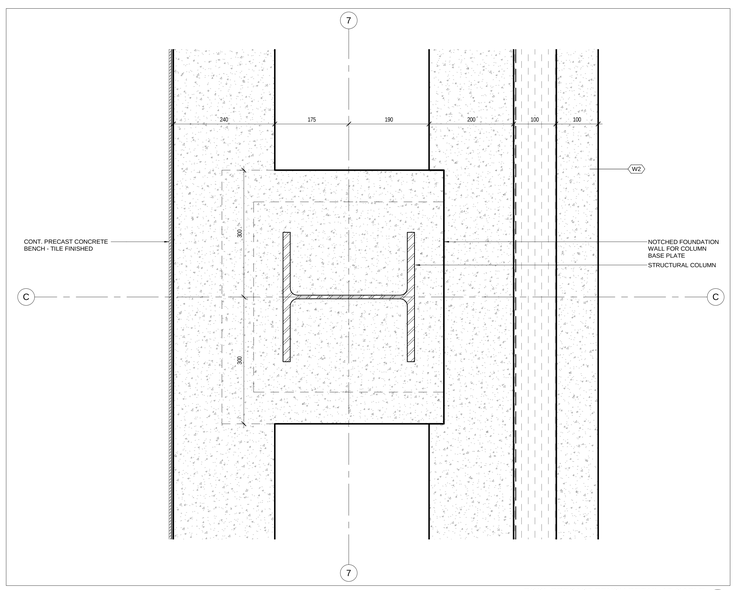

POOL PRECAST BENCH DETAIL AT GABLE (1)
1 : 5

2019-02-27 4:10:52 PM
BIM 360://1609-EHAC/1609-EHAC-Arch-CM-R17.rvt

Contractor must check and verify all dimensions on the job, and report any discrepancies to the Architect before proceeding with the work.

Do not scale this drawing.

REVISIONS AND ISSUES

REV	DESCRIPTION	DATE
1	Issued for Tender	2018-03-01

MJMA
maclennan jaunkalns miller architects
425 adelaide street west level 6
toronto ontario m5v 3c1
416 593 6796
www.mjmarchitects.com

TEAL Architects+Planners
1660 Hollis Street, Suite 1101
Halifax, Nova Scotia B3J 1V7
www.tealarchitects.com

CAMPBELL COMEAU ENGINEERING LTD.
STRUCTURAL ENGINEERS
2719 GLADSTONE STREET, SUITE 110
HALIFAX NS, B3K 4W6
T: 902 429 5454 F:902 444 3099

Smith + Andersen
MECHANICAL ENGINEERS
500-4211 Yonge Street
Toronto, Ontario, M2P 2A9
T: 416 487 8151 F: 416 487 9104

Smith + Andersen
ELECTRICAL ENGINEERS
1969 Upper Water Street, Suite 1905
Halifax, Nova Scotia, B3J 3R7
T: 902 440 0981 F: 416 487 9104

Strum Consulting
CIVIL ENGINEERS
Rollside, 1355 Bedford Highway
Bedford, NS B4A 1C5
T: 902 835 5560 F: 902 835 5574

EAST HANTS
We live it!

Municipality of East Hants
Parks, Recreation and Culture
Lloyd E Matheson Centre
15 Commerce Court
Elmsdale, NS B2S 3K5
T: 902 883-7098

KEYPLAN

NORTH ARROW

LICENSED ARCHITECT
THOMAS G EMODE
NOVA SCOTIA ASSOCIATION OF ARCHITECTS

PROJECT TITLE
East Hants Aquatic Centre

Commerce Court, Elmsdale, NS

DRAWING TITLE
PLAN DETAILS - EXTERIOR

SCALE
1 : 5

DATE
2018-03-01

PROJECT NUMBER
1609

DRAWING NUMBER
A112

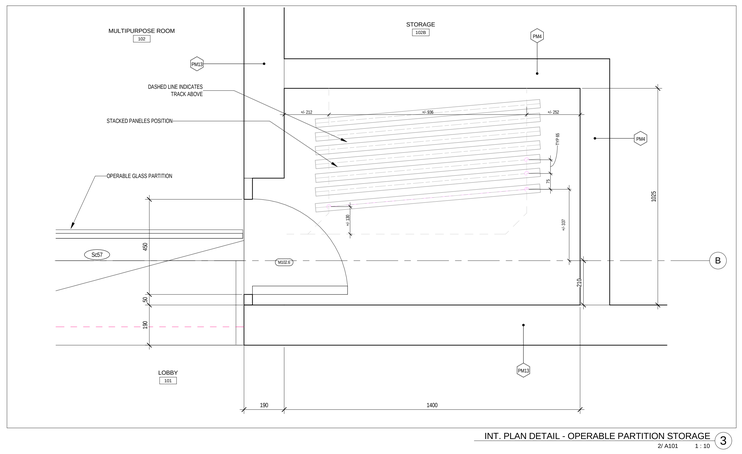

INT. PLAN DETAIL - OPERABLE PARTITION STORAGE 3
2/ A101 1 : 10

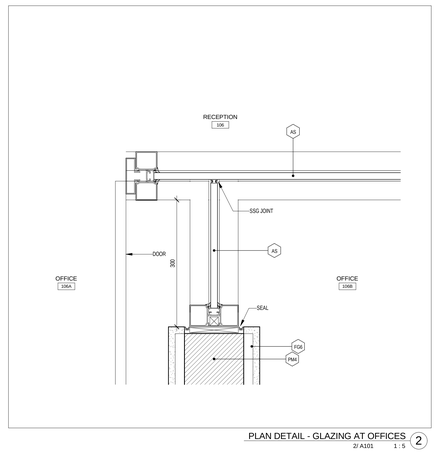

PLAN DETAIL - GLAZING AT OFFICES 2
2/ A101 1 : 5

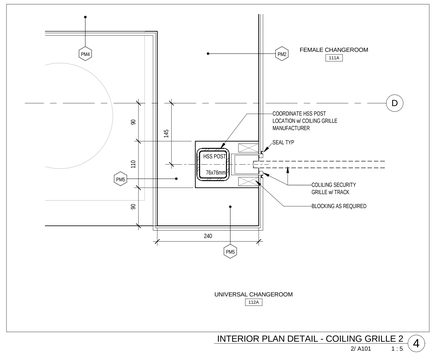

INTERIOR PLAN DETAIL - COILING GRILLE 2 4
2/ A101 1 : 5

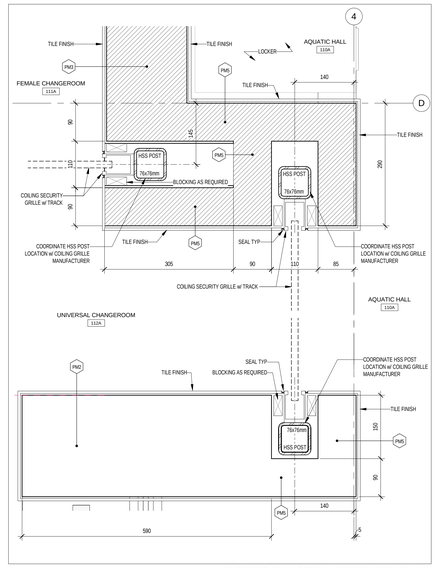

INTERIOR PLAN DETAIL - COILING GRILLE 1
2/ A101 1 : 5

Contractor must check and verify all dimensions on the job, and report any discrepancies to the Architect before proceeding with the work.

Do not scale this drawing.

REVISIONS AND ISSUES

REV	DESCRIPTION	DATE
1	Issued for Tender	2018-03-01

MJMA
maclennan jaunkalns miller architects
425 adelaide street west level 6
toronto ontario m5v 3c1
416 593 6796
www.mjmarchitects.com

TEAL Architects+Planners
1660 Hollis Street, Suite 1101
Halifax, Nova Scotia B3J 1V7
www.tealarchitects.com

CAMPBELL COMEAU ENGINEERING LTD.
STRUCTURAL ENGINEERS
2719 GLADSTONE STREET, SUITE 110
HALIFAX NS, B3K 4W6
T: 902 429 5454 F:902 444 3099

Smith + Andersen
MECHANICAL ENGINEERS
500-4211 Yonge Street
Toronto, Ontario, M2P 2A9
T: 416 487 8151 F: 416 487 9104

Smith + Andersen
ELECTRICAL ENGINEERS
1969 Upper Water Street, Suite 1905
Halifax, Nova Scotia, B3J 3R7
T: 902 440 0981 F: 416 487 9104

Strum Consulting
CIVIL ENGINEERS
Railside, 1355 Bedford Highway
Bedford, NS B4A 1C5
T: 902 835 5560 F: 902 835 5574

EAST HANTS
We live it!

Municipality of East Hants
Parks, Recreation and Culture
Lloyd E Matheson Centre
15 Commerce Court
Elmsdale, NS B2S 3K5
T: 902 883-7098

KEYPLAN

NORTH ARROW

LICENSED ARCHITECT
THOMAS G EMODI
NOVA SCOTIA ASSOCIATION OF ARCHITECTS

PROJECT TITLE
East Hants Aquatic Centre

Commerce Court, Elmsdale, NS

DRAWING TITLE
PLAN DETAILS – INTERIOR

SCALE
As indicated

DATE
2018-03-01

PROJECT NUMBER
1609

DRAWING NUMBER
A115

2018-02-27 4:10:56 PM
BIM 360://1609-EHAC/1609-EHAC-Arch-CM-R17.rvt

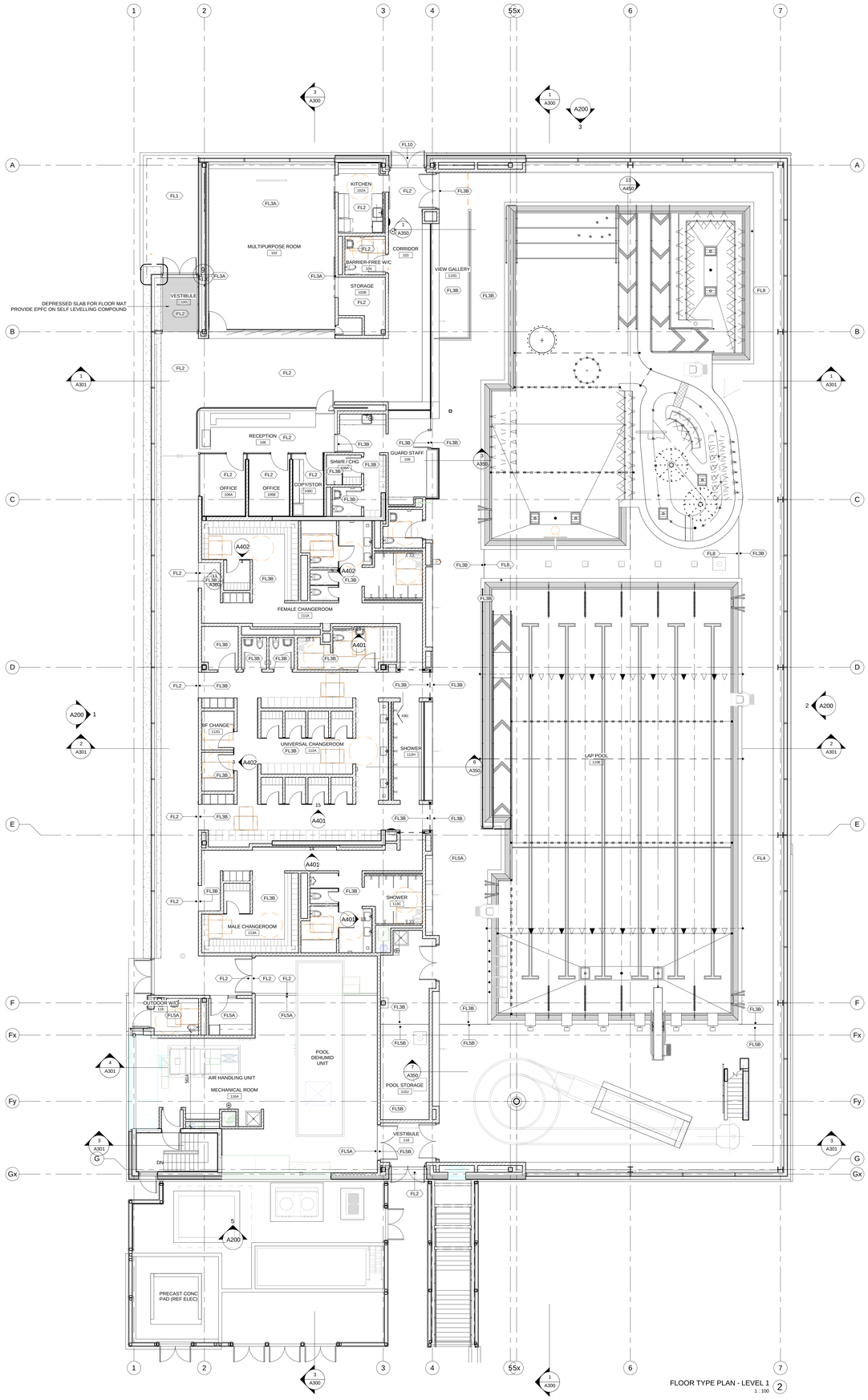

FLOOR TYPE PLAN - LEVEL 1 (2)
1 : 100

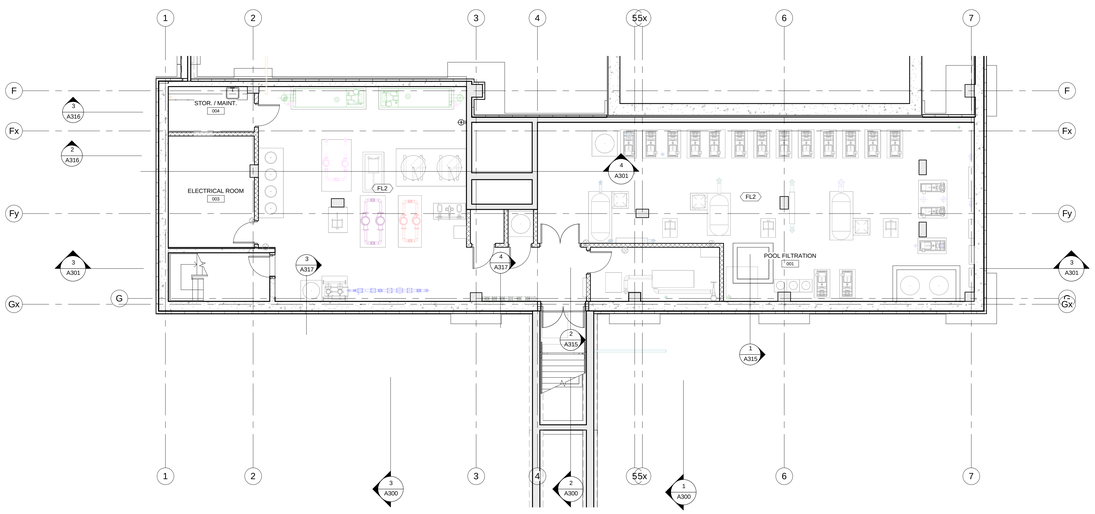

FLOOR TYPE PLAN - BASEMENT (1)
1 : 100

Contractor must check and verify all dimensions on the job, and report any discrepancies to the Architect before proceeding with the work.

Do not scale this drawing.

REVISIONS AND ISSUES

REV	DESCRIPTION	DATE
1	Issued for Tender	2018-03-01

MJMA

maclennan jaunkalns miller architects

425 adelaide street west level 6
toronto ontario m5v 3c1
416 593 6796
www.mjmarchitects.com

TEAL Architects+Planners
1660 Hollis Street, Suite 1101
Halifax, Nova Scotia B3J 1V7
www.tealarchitects.com

CAMPBELL COMEAU ENGINEERING LTD.
STRUCTURAL ENGINEERS
2719 GLADSTONE STREET, SUITE 110
HALIFAX NS, B3K 4W6
T: 902 429 5454 F:902 444 3099

Smith + Andersen
MECHANICAL ENGINEERS
500-4211 Yonge Street
Toronto, Ontario, M2P 2A9
T: 416 487 8151 F: 416 487 9104

Smith + Andersen
ELECTRICAL ENGINEERS
1969 Upper Water Street, Suite 1905
Halifax, Nova Scotia, B3J 3R7
T: 902 440 0981 F: 416 487 9104

Strum Consulting
CIVIL ENGINEERS
Railside, 1355 Bedford Highway
Bedford, NS B4A 1C5
T: 902 835 5560 F: 902 835 5574

EAST HANTS
We live it!

Municipality of East Hants
Parks, Recreation and Culture
Lloyd E Matheson Centre
15 Commerce Court
Elmsdale, NS B2S 3K5
T: 902 883-7098

KEYPLAN

NORTH ARROW

LICENSED ARCHITECT
THOMAS G EMODI
NOVA SCOTIA ASSOCIATION OF ARCHITECTS

PROJECT TITLE
East Hants Aquatic Centre

Commerce Court, Elmsdale, NS

DRAWING TITLE
FLOOR TYPES PLAN – BASEMENT AND LEVEL 1

SCALE
1 : 100

DATE
2018-03-01

PROJECT NUMBER
1609

DRAWING NUMBER
A120

2018-02-27 4:12:02 PM
BIM 360://1609-EHAC/1609-EHAC-Arch-CM-R17.rvt

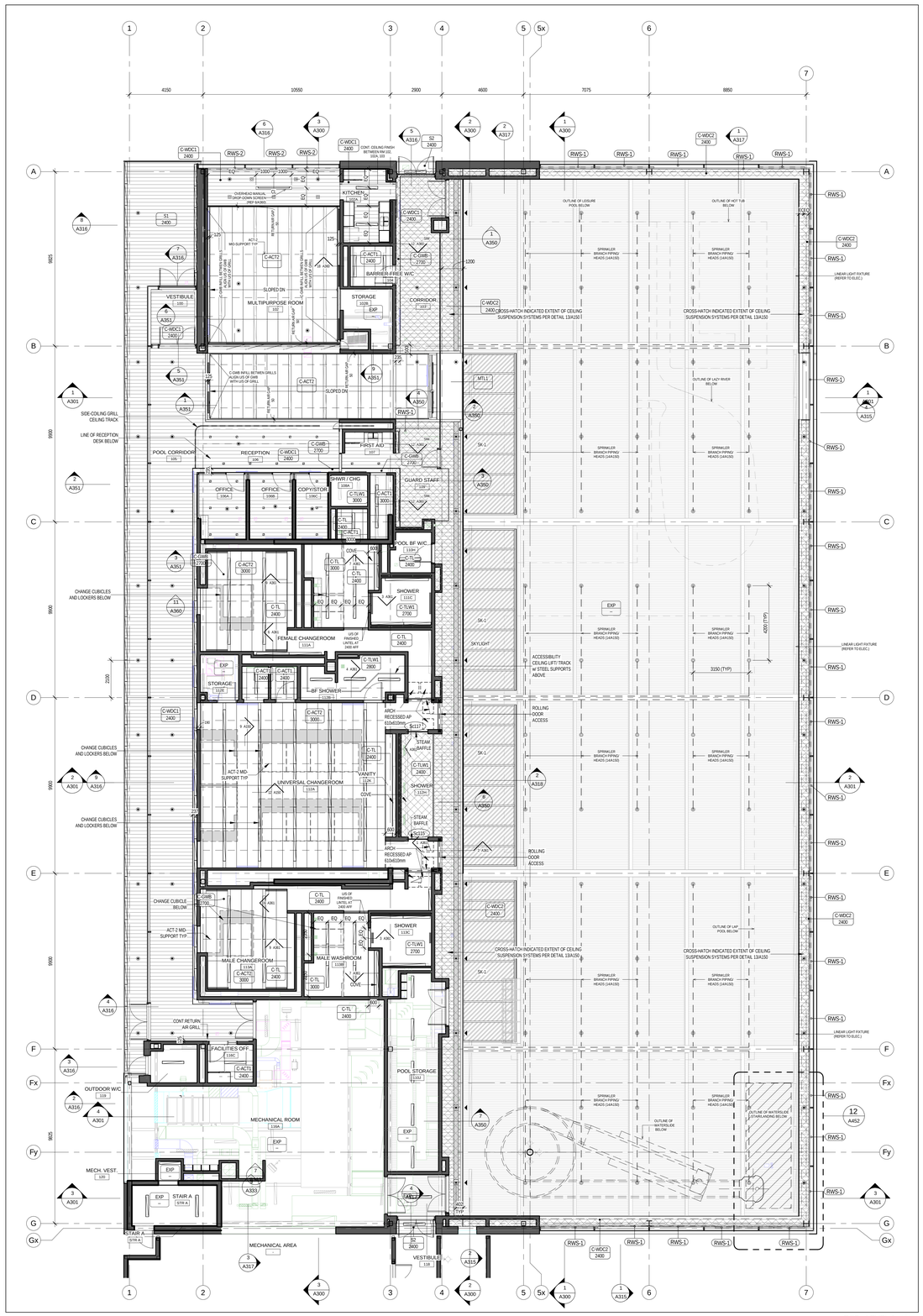

RCP - LEVEL 1 (2)
1 : 100

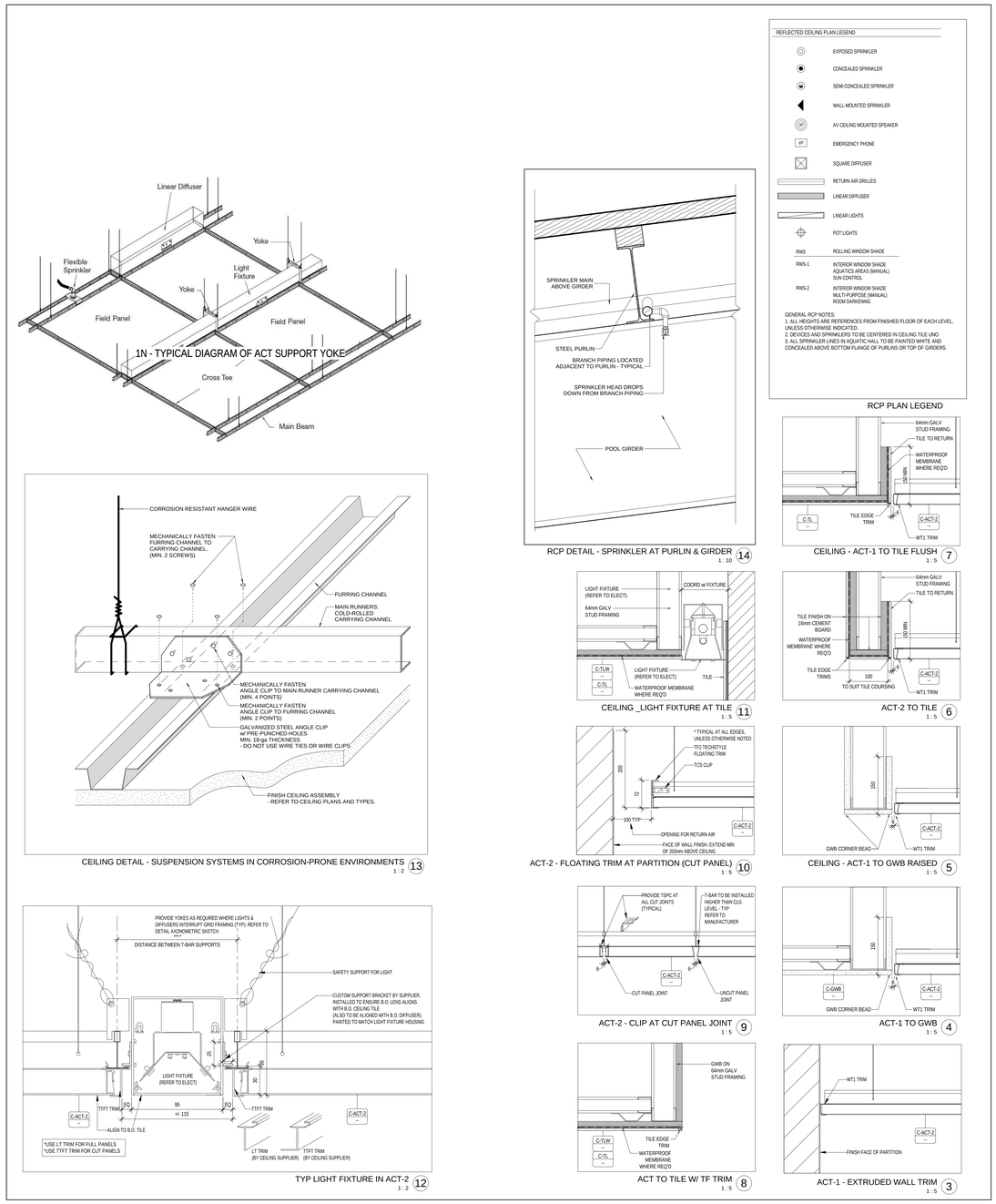

CEILING DETAIL - SUSPENSION SYSTEMS IN CORROSION-PRONE ENVIRONMENTS (13)
1 : 2

RCP DETAIL - SPRINKLER AT PURLIN & GIRDER (14)
1 : 10

REFLECTED CEILING PLAN LEGEND

	EXPOSED SPRINKLER
	CONCEALED SPRINKLER
	SEMI-CONCEALED SPRINKLER
	WALL-MOUNTED SPRINKLER
	AV CEILING MOUNTED SPEAKER
EP	EMERGENCY PHONE
	SQUARE DIFFUSER
	RETURN AIR GRILLES
	LINEAR DIFFUSER
	LINEAR LIGHTS
	POT LIGHTS
RWS	ROLLING WINDOW SHADE
RWS-1	INTERIOR WINDOW SHADE AQUATICS AREAS (MANUAL) SUN CONTROL
RWS-2	INTERIOR WINDOW SHADE MULTI-PURPOSE (MANUAL) ROOM DARKENING

GENERAL RCP NOTES:
1. ALL HEIGHTS ARE REFERENCES FROM FINISHED FLOOR OF EACH LEVEL, UNLESS OTHERWISE INDICATED.
2. DEVICES AND SPRINKLERS TO BE CENTERED IN CEILING TILE UNO
3. ALL SPRINKLER LINES IN AQUATIC HALL TO BE PAINTED WHITE AND CONCEALED ABOVE BOTTOM FLANGE OF PURLINS OR TOP OF GIRDERS.

RCP PLAN LEGEND

CEILING - ACT-1 TO TILE FLUSH (7)
1 : 5

CEILING _LIGHT FIXTURE AT TILE (11)
1 : 5

ACT-2 TO TILE (6)
1 : 5

ACT-2 - FLOATING TRIM AT PARTITION (CUT PANEL) (10)
1 : 5

CEILING - ACT-1 TO GWB RAISED (5)
1 : 5

ACT-2 - CLIP AT CUT PANEL JOINT (9)
1 : 5

ACT-1 TO GWB (4)
1 : 5

ACT TO TILE W/ TF TRIM (8)
1 : 5

ACT-1 - EXTRUDED WALL TRIM (3)
1 : 5

TYP LIGHT FIXTURE IN ACT-2 (12)
1 : 2

TYPICAL CEILING DETAILS

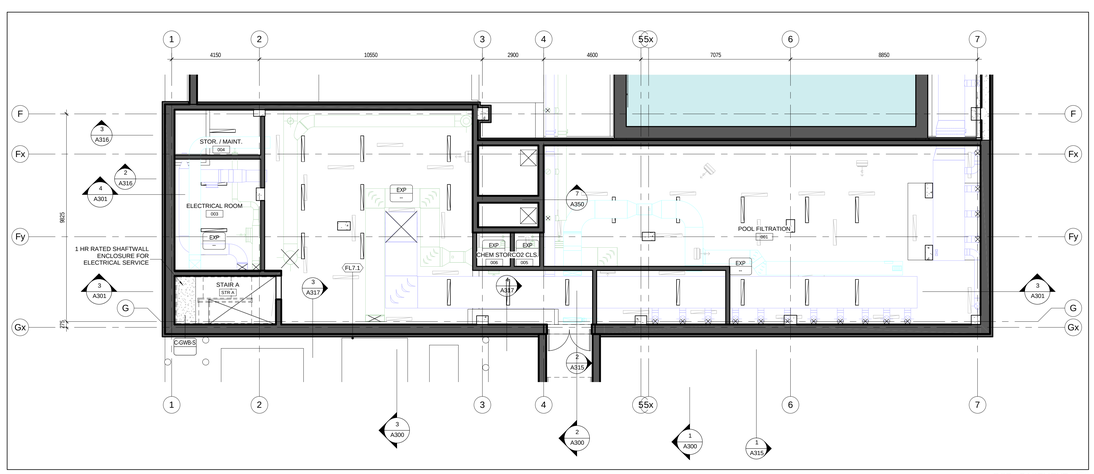

RCP - BASEMENT (1)
1 : 100

Contractor must check and verify all dimensions on the job, and report any discrepancies to the Architect before proceeding with the work.

Do not scale this drawing.

REVISIONS AND ISSUES

REV	DESCRIPTION	DATE
1	Issued for Tender	2018-03-01

MJMA
maclennan jaunkalns miller architects
425 adelaide street west level 6
toronto ontario m5v 3c1
416 593 6796
www.mjmarchitects.com

TEAL Architects+Planners
1660 Hollis Street, Suite 1101
Halifax, Nova Scotia B3J 1V7
www.tealarchitects.com

CAMPBELL COMEAU ENGINEERING LTD.
STRUCTURAL ENGINEERS
2719 GLADSTONE STREET, SUITE 110
HALIFAX NS, B3K 4W6
T: 902 429 5454 F:902 444 3099

Smith + Andersen
MECHANICAL ENGINEERS
500-4211 Yonge Street
Toronto, Ontario, M2P 2A9
T: 416 487 8151 F: 416 487 9104

Smith + Andersen
ELECTRICAL ENGINEERS
1969 Upper Water Street, Suite 1905
Halifax, Nova Scotia, B3J 3R7
T: 902 440 0981 F: 416 487 9104

Strum Consulting
CIVIL ENGINEERS
Rolliside, 1355 Bedford Highway
Bedford, NS B4A 1C5
T: 902 835 5560 F: 902 835 5574

EAST HANTS
We live it!

Municipality of East Hants
Parks, Recreation and Culture
Lloyd E Matheson Centre
15 Commerce Court
Elmsdale, NS B2S 3K5
T: 902 883-7098

KEYPLAN

NORTH ARROW

LICENSED ARCHITECT
THOMAS D EMODI
NOVA SCOTIA ASSOCIATION OF ARCHITECTS

PROJECT TITLE
East Hants Aquatic Centre
Commerce Court, Elmsdale, NS

DRAWING TITLE
RCP AND TYP CELING DETAILS

SCALE
As indicated

DATE
2018-03-01

PROJECT NUMBER
1609

DRAWING NUMBER
A150

2018-02-27 4:12:22 PM
BIM 360://1609-EHAC/1609-EHAC-Arch-CW-R17.rvt

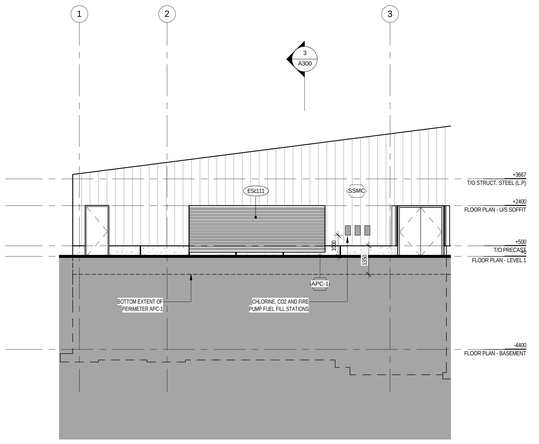

PARTIAL BUILDING ELEVATION - SOUTH MECHANICAL ROOM (5)
1 : 100

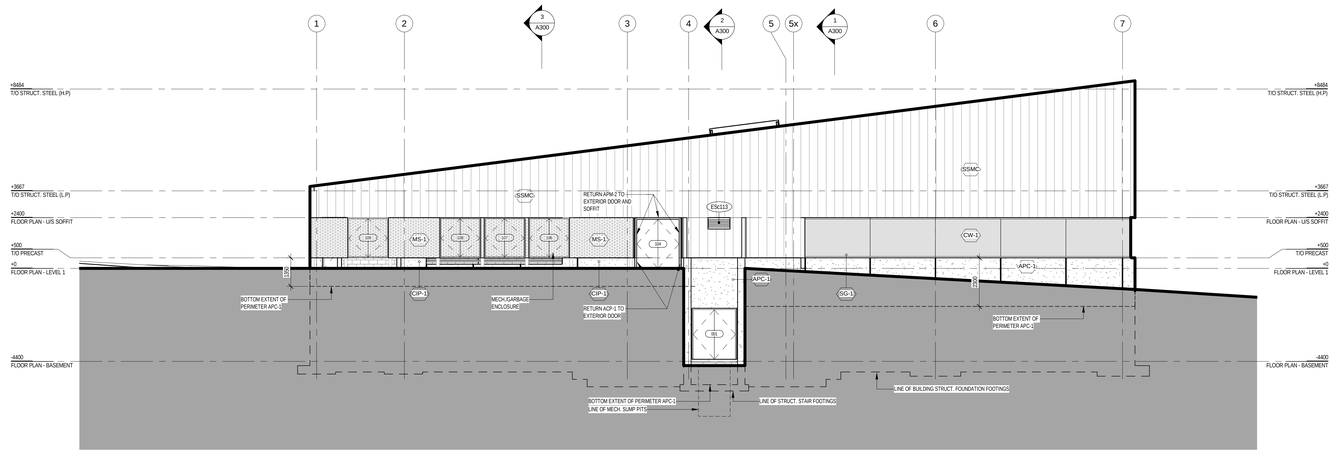

BUILDING ELEVATION - SOUTH (4)
1 : 100

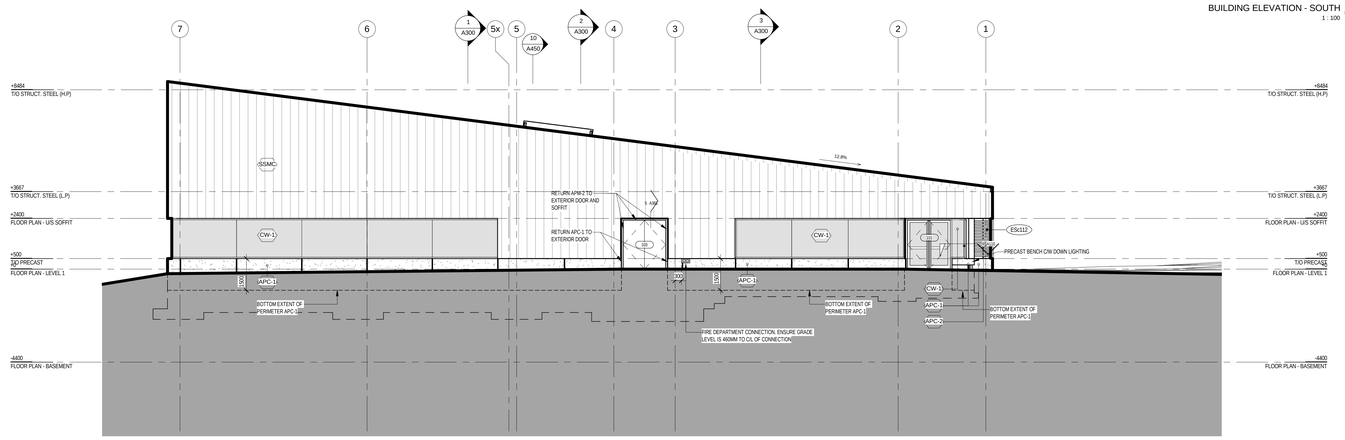

BUILDING ELEVATION - NORTH (3)
1 : 100

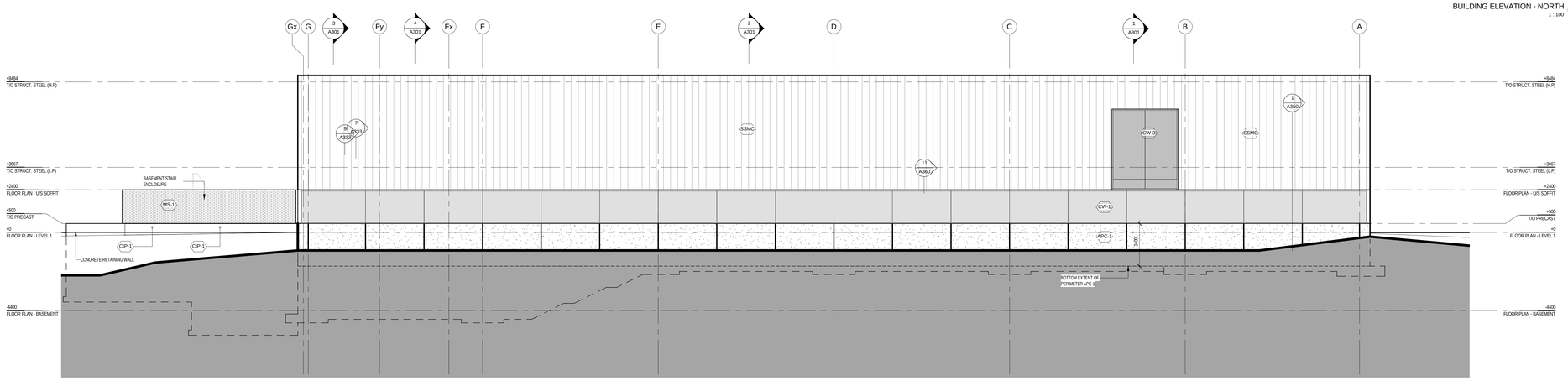

BUILDING ELEVATION - EAST (2)
1 : 100

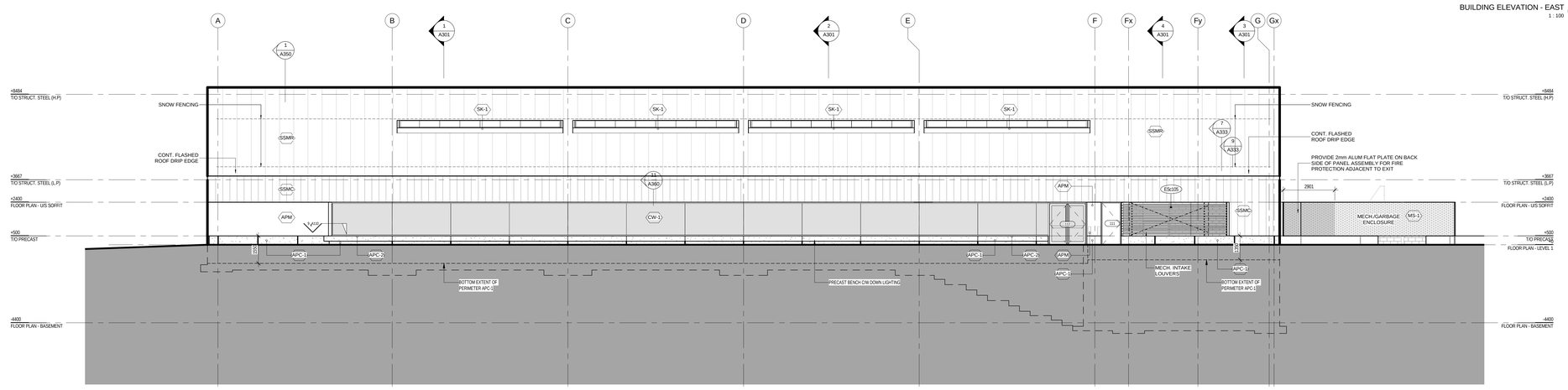

BUILDING ELEVATION - WEST (1)
1 : 100

EXTERIOR FINISH LEGEND

TAG	SPEC	DESCRIPTION
CIP-1	033000	CAST IN PLACE CONCRETE
APC-1	034800	PRECAST CONCRETE (EXTEND 800mm BELOW GRADE TYP.)
APC-2	034800	PRECAST CONCRETE (BENCHES)
SSMC	074619	STANDING SEAM METAL CLADDING SYSTEM
SSMR	074619	STANDING SEAM METAL ROOFING SYSTEM
APM	074616	ALUMINUM PANEL CLADDING SYSTEM
CW-1	084400	CURTAIN WALL
CW-3	084400	CURTAIN WALL, HIGH SPAN-REINFORCED
SK-1	084400	SKYLIGHT SYSTEM 1
MF		MECHANICAL FLUE
MS-1	055000	MECHANICAL SCREEN
LVR	089119	METAL LOUVER

2018-02-27 4:12:34 PM
BIM 360://1609-EHAC/1609-EHAC-Arch-Cm-R17.rvt

Contractor must check and verify all dimensions on the job, and report any discrepancies to the Architect before proceeding with the work.

Do not scale this drawing.

REVISIONS AND ISSUES

REV	DESCRIPTION	DATE
1	Issued for Tender	2018-03-01

MJMA
maclennan jaunkalns miller architects
425 adelaide street west level 6
toronto ontario m5v 3c1
416 593 6796
www.mjmarchitects.com

TEAL Architects+Planners
1660 Hollis Street, Suite 1101
Halifax, Nova Scotia B3J 1V7
www.tealarchitects.com

CAMPBELL COMEAU ENGINEERING LTD.
STRUCTURAL ENGINEERS
2719 GLADSTONE STREET, SUITE 110
HALIFAX NS, B3K 4W6
T: 902 429 5454 F:902 444 3099

Smith + Andersen
MECHANICAL ENGINEERS
500-4211 Yonge Street
Toronto, Ontario, M2P 2A9
T: 416 487 8151 F: 416 487 9104

Smith + Andersen
ELECTRICAL ENGINEERS
1969 Upper Water Street, Suite 1905
Halifax, Nova Scotia, B3J 3R7
T: 902 440 0981 F: 416 487 9104

Strum Consulting
CIVIL ENGINEERS
Rolliside, 1355 Bedford Highway
Bedford, NS B4A 1C5
T: 902 835 5560 F: 902 835 5574

EAST HANTS
We live it!

Municipality of East Hants
Parks, Recreation and Culture
Lloyd E Matheson Centre
15 Commerce Court
Elmsdale, NS B2S 3K5
T: 902 883-7098

KEYPLAN

NORTH ARROW

LICENSED ARCHITECT
THOMAS G EMODI
NOVA SCOTIA ASSOCIATION OF ARCHITECTS

PROJECT TITLE
East Hants Aquatic Centre

Commerce Court, Elmsdale, NS

DRAWING TITLE
BUILDING ELEVATIONS

SCALE
As indicated

DATE
2018-03-01

PROJECT NUMBER
1609

DRAWING NUMBER
A200

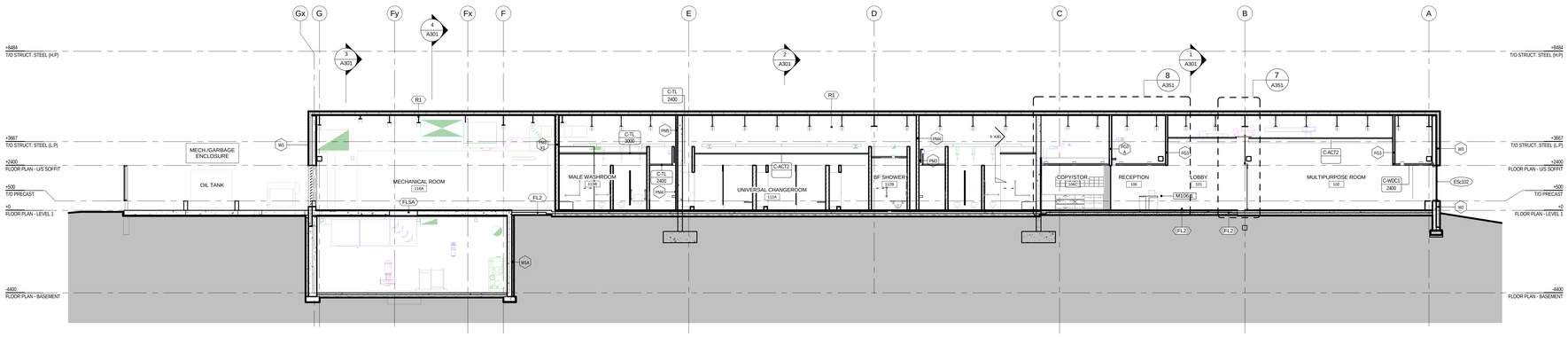

BUILDING SECTION - GL 3-4 (3)
1 : 100

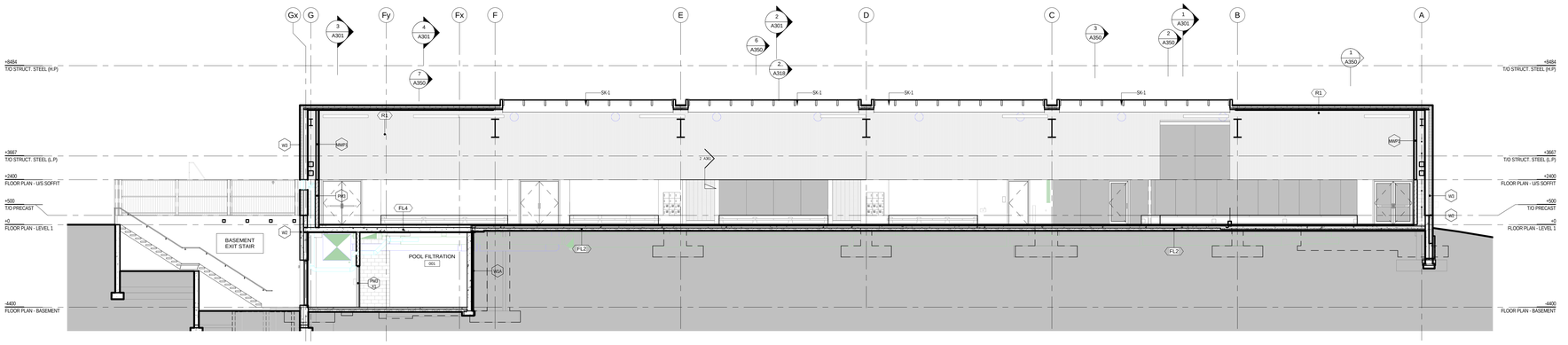

BUILDING SECTION - GL 5-6 (2)
1 : 100

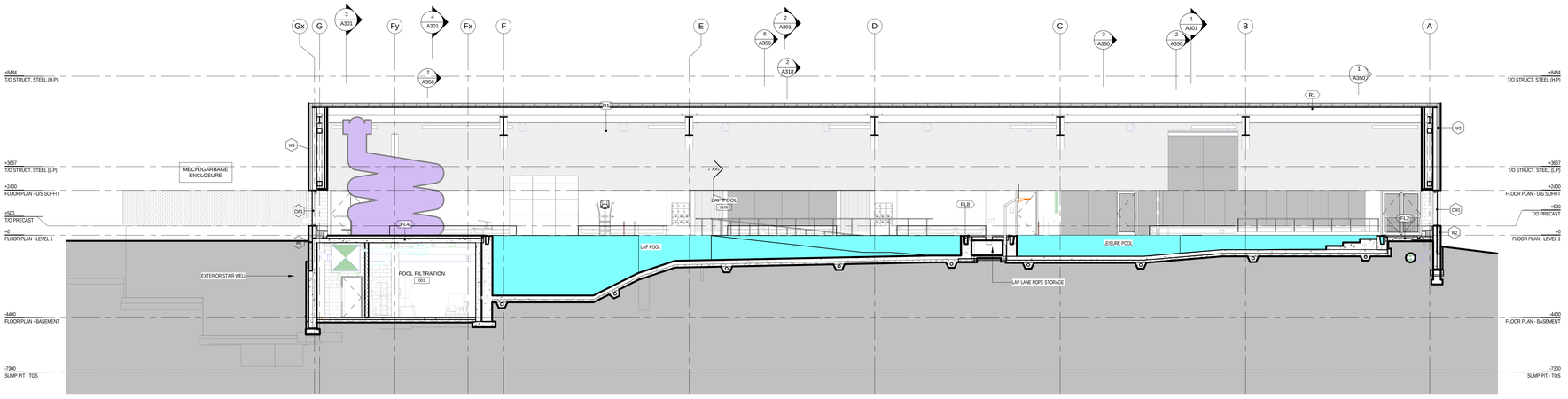

BUILDING SECTION - GL 6-7 (1)
1 : 100

Contractor must check and verify all dimensions on the job, and report any discrepancies to the Architect before proceeding with the work.

Do not scale this drawing.

REVISIONS AND ISSUES

REV	DESCRIPTION	DATE
1	Issued for Tender	2018-03-01

MJMA
maclennan jaunkalns miller architects
425 adelaide street west level 6
toronto ontario m5v 3c1
416 593 6796
www.mjmarchitects.com

TEAL Architects+Planners
1660 Hollis Street, Suite 1101
Halifax, Nova Scotia B3J 1V7
www.tealarchitects.com

CAMPBELL COMEAU ENGINEERING LTD.
STRUCTURAL ENGINEERS
2719 GLADSTONE STREET, SUITE 110
HALIFAX NS, B3K 4W6
T: 902 429 5454 F:902 444 3099

Smith + Andersen
MECHANICAL ENGINEERS
500-4211 Yonge Street
Toronto, Ontario, M2P 2A9
T: 416 487 8151 F: 416 487 9104

Smith + Andersen
ELECTRICAL ENGINEERS
1969 Upper Water Street, Suite 1905
Halifax, Nova Scotia, B3J 3R7
T: 902 440 0981 F: 416 487 9104

Strum Consulting
CIVIL ENGINEERS
Rollside, 1355 Bedford Highway
Bedford, NS B4A 1C5
T: 902 835 5560 F: 902 835 5574

EAST HANTS
We live it!

Municipality of East Hants
Parks, Recreation and Culture
Lloyd E Matheson Centre
15 Commerce Court
Elmsdale, NS B2S 3K5
T: 902 883-7098

KEYPLAN

NORTH ARROW

LICENSED ARCHITECT
THOMAS G EMODE
NOVA SCOTIA ASSOCIATION OF ARCHITECTS

PROJECT TITLE
East Hants Aquatic Centre

Commerce Court, Elmsdale, NS

DRAWING TITLE
BUILDING SECTIONS

SCALE
1 : 100

DATE
2018-03-01

PROJECT NUMBER
1609

DRAWING NUMBER
A300

2018-02-27 4:12:59 PM
BIM 360://1609-EAAC/1609-EAAC-Arch-Cm-R17.rvt

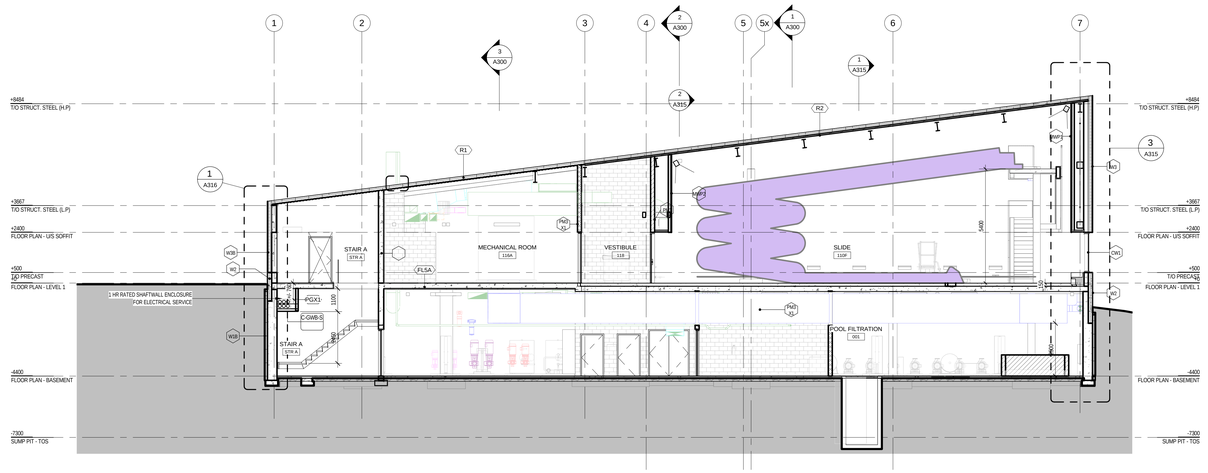

BUILDING CROSS-SECTION - GL Fx-G 3
1 : 100

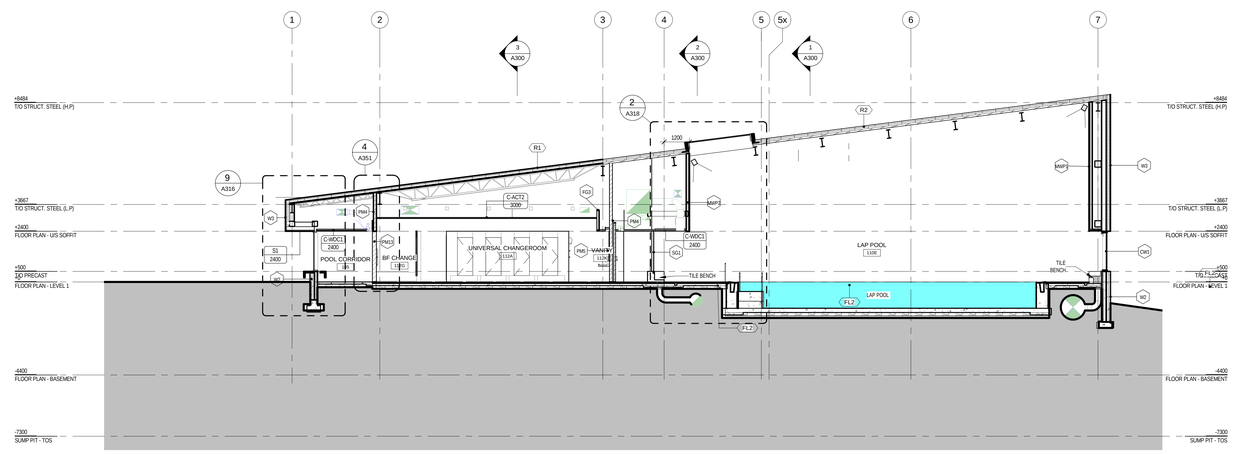

BUILDING CROSS-SECTION - GL D-E 2
1 : 100

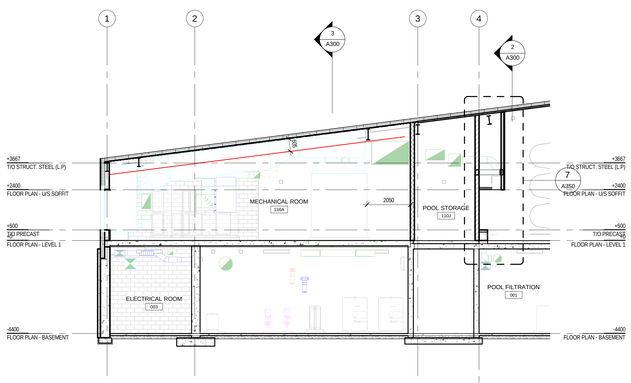

BUILDING CROSS-SECTION - GL Fx-G - MECH ROOM 4
1 : 100

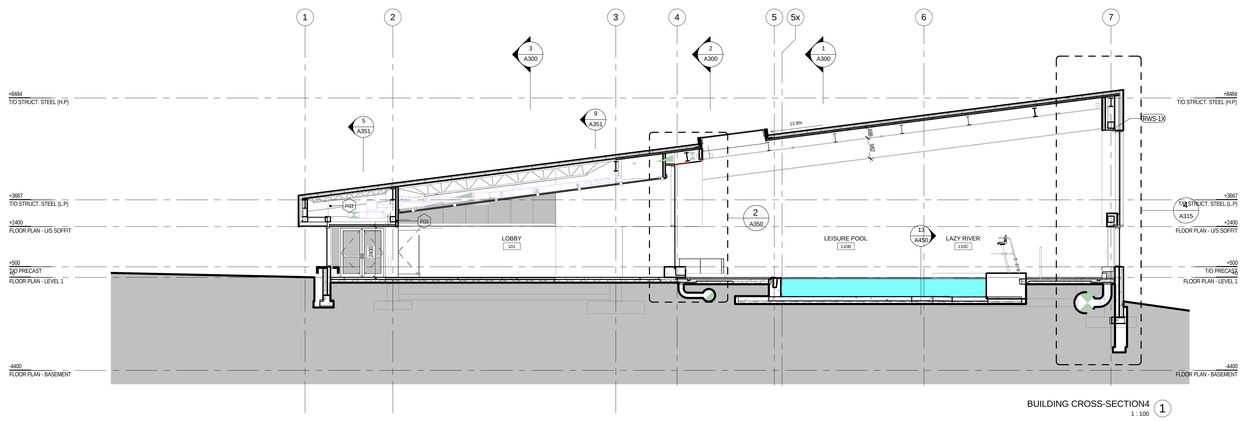

BUILDING CROSS-SECTION4
1 : 100

Contractor must check and verify all dimensions on the job, and report any discrepancies to the Architect before proceeding with the work.

Do not scale this drawing.

REVISIONS AND ISSUES

REV	DESCRIPTION	DATE
1	Issued for Tender	2018-03-01

MJMA
maclennan jaunkalns miller architects
425 adelaide street west level 6
toronto ontario m5v 3c1
416 593 6796
www.mjmarchitects.com

TEAL Architects+Planners
1660 Hollis Street, Suite 1101
Halifax, Nova Scotia B3J 1V7
www.tealarchitects.com

CAMPBELL COMEAU ENGINEERING LTD.
STRUCTURAL ENGINEERS
2719 GLADSTONE STREET, SUITE 110
HALIFAX NS, B3K 4W6
T: 902 429 5454 F:902 444 3099

Smith + Andersen
MECHANICAL ENGINEERS
500-4211 Yonge Street
Toronto, Ontario, M2P 2A9
T: 416 487 8151 F: 416 487 9104

Smith + Andersen
ELECTRICAL ENGINEERS
1969 Upper Water Street, Suite 1905
Halifax, Nova Scotia, B3J 3R7
T: 902 440 0981 F: 416 487 9104

Strum Consulting
CIVIL ENGINEERS
Rolliside, 1355 Bedford Highway
Bedford, NS B4A 1C5
T: 902 835 5560 F: 902 835 5574

EAST HANTS
We live it!

Municipality of East Hants
Parks, Recreation and Culture
Lloyd E Matheson Centre
15 Commerce Court
Elmsdale, NS B2S 3K5
T: 902 883-7098

KEYPLAN

NORTH ARROW

LICENSED ARCHITECT
THOMAS G EMODI
NOVA SCOTIA ASSOCIATION OF ARCHITECTS

PROJECT TITLE
East Hants Aquatic Centre

Commerce Court, Elmsdale, NS

DRAWING TITLE
BUILDING CROSS-SECTIONS

SCALE
1 : 100

DATE
2018-03-01

PROJECT NUMBER
1609

DRAWING NUMBER
A301

2019-02-27 4:13:58 PM
BIM 360://1609-EAAC/1609-EAAC-Arch-CM-R17.rvt

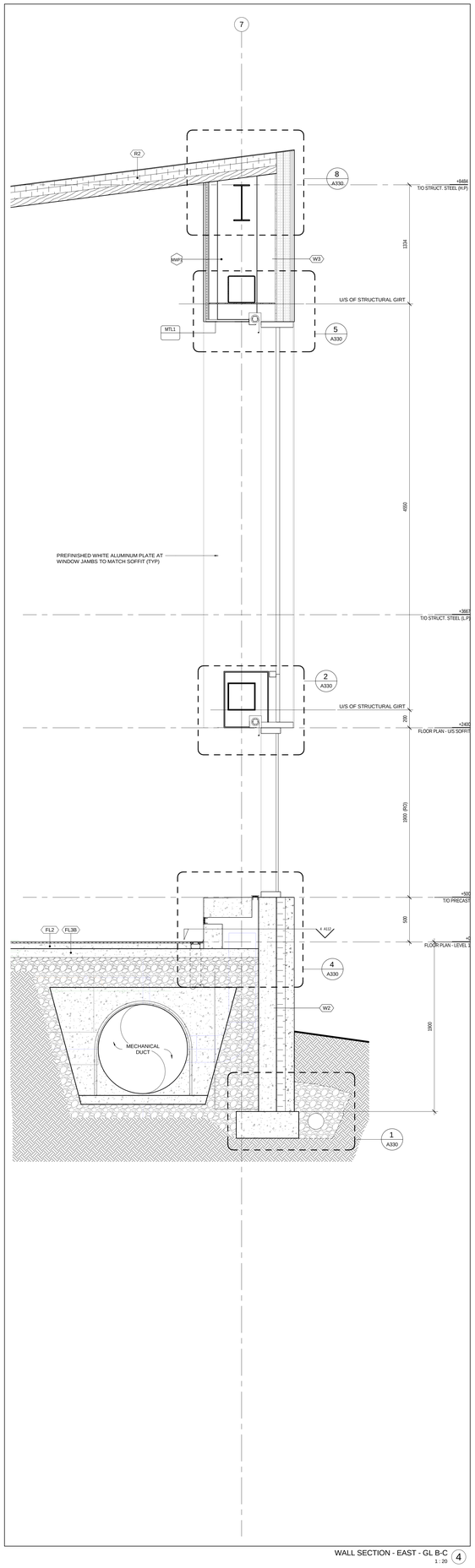

WALL SECTION - EAST - GL B-C (4)
1 : 20

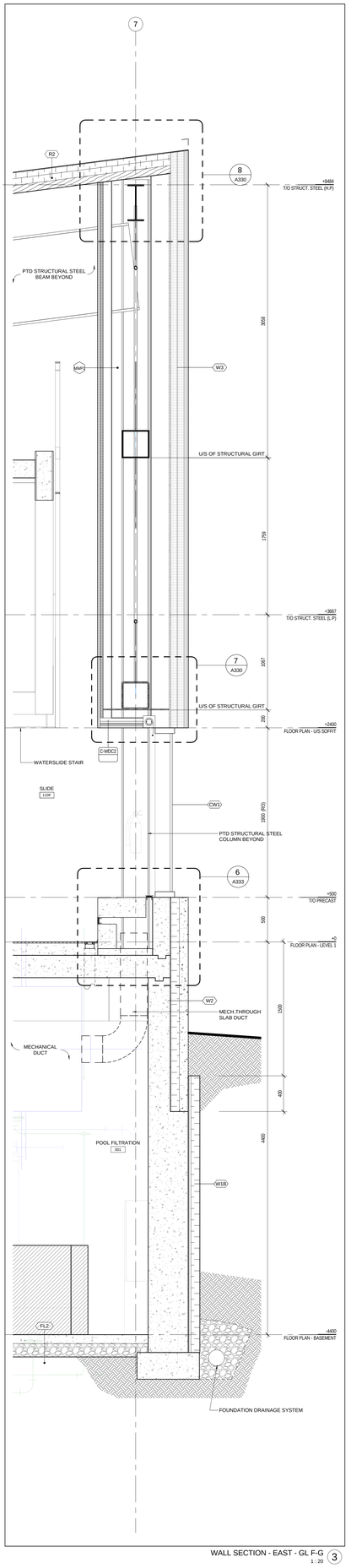

WALL SECTION - EAST - GL F-G (3)
1 : 20

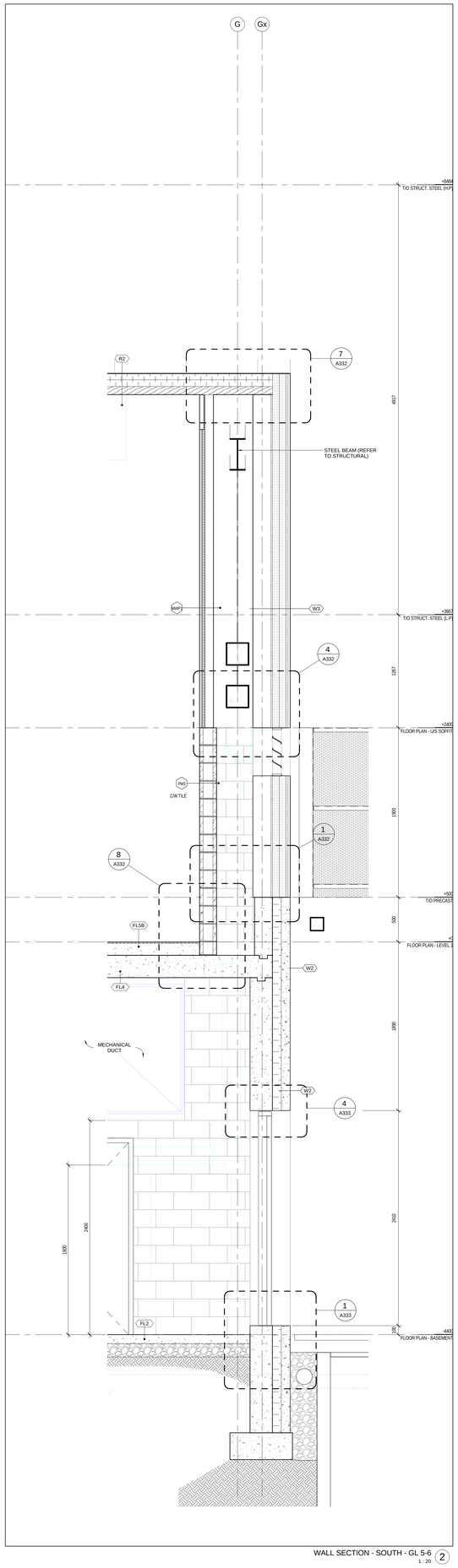

WALL SECTION - SOUTH - GL 5-6 (2)
1 : 20

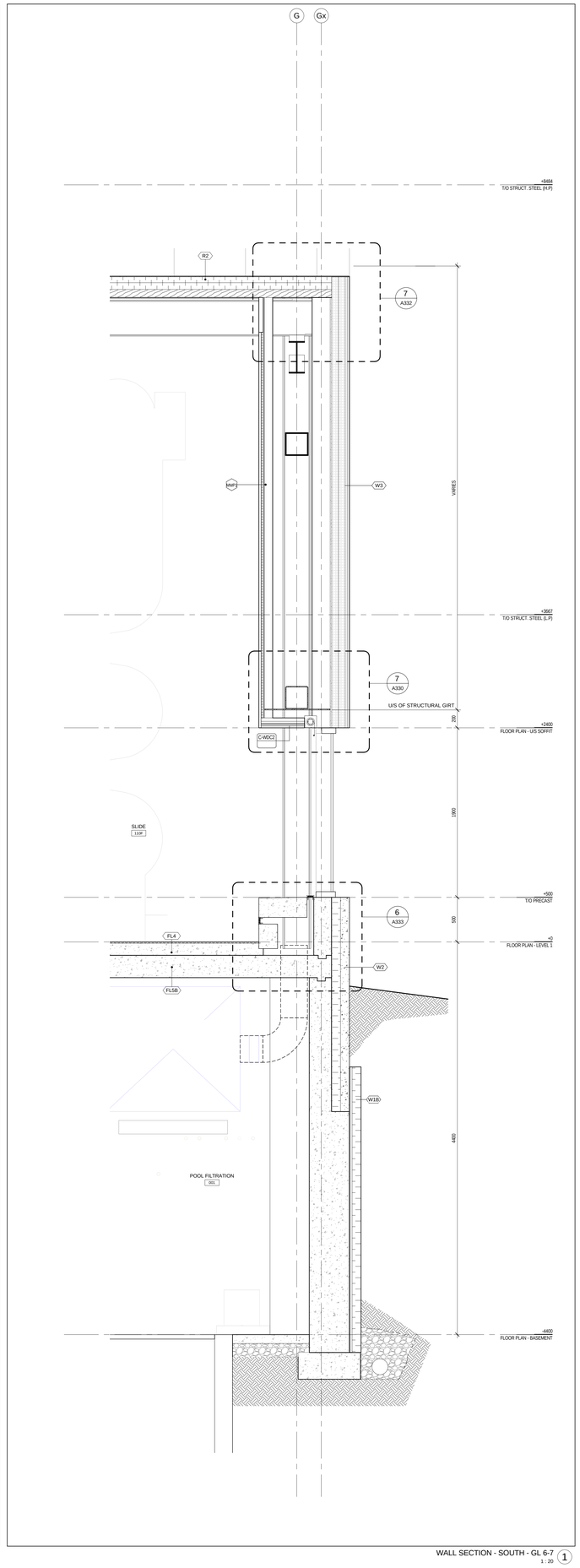

WALL SECTION - SOUTH - GL 6-7 (1)
1 : 20

Contractor must check and verify all dimensions on the job, and report any discrepancies to the Architect before proceeding with the work.

Do not scale this drawing.

REVISIONS AND ISSUES

REV	DESCRIPTION	DATE
1	Issued for Tender	2018-03-01

MJMA
maclennan jaunkalns miller architects
425 adelaide street west level 6
toronto ontario m5v 3c1
416 593 6796
www.mjmarchitects.com

TEAL Architects+Planners
1660 Hollis Street, Suite 1101
Halifax, Nova Scotia B3J 1V7
www.tealarchitects.com

CAMPBELL COMEAU ENGINEERING LTD.
STRUCTURAL ENGINEERS
2719 GLADSTONE STREET, SUITE 110
HALIFAX NS, B3K 4W6
T: 902 429 5454 F:902 444 3099

Smith + Andersen
MECHANICAL ENGINEERS
500-4211 Yonge Street
Toronto, Ontario, M2P 2A9
T: 416 487 8151 F: 416 487 9104

Smith + Andersen
ELECTRICAL ENGINEERS
1969 Upper Water Street, Suite 1905
Halifax, Nova Scotia, B3J 3R7
T: 902 440 0981 F: 416 487 9104

Strum Consulting
CIVIL ENGINEERS
Rolliside, 1355 Bedford Highway
Bedford, NS B4A 1C5
T: 902 835 5560 F: 902 835 5574

EAST HANTS
We live it!

Municipality of East Hants
Parks, Recreation and Culture
Lloyd E Matheson Centre
15 Commerce Court
Elmsdale, NS B2S 3K5
T: 902 883-7098

KEYPLAN

NORTH ARROW

LICENSED ARCHITECT
THOMAS G EMODI
NOVA SCOTIA ASSOCIATION OF ARCHITECTS

PROJECT TITLE
East Hants Aquatic Centre

Commerce Court, Elmsdale, NS

DRAWING TITLE
WALL SECTIONS - ENVELOPE

SCALE
1 : 20

DATE
2018-03-01

PROJECT NUMBER
1609

DRAWING NUMBER
A315

2018-02-27 4:14:04 PM
DWG: J:\01-1609-EHAQ\1609-EHAQ-Arch-CW-R17.rvt

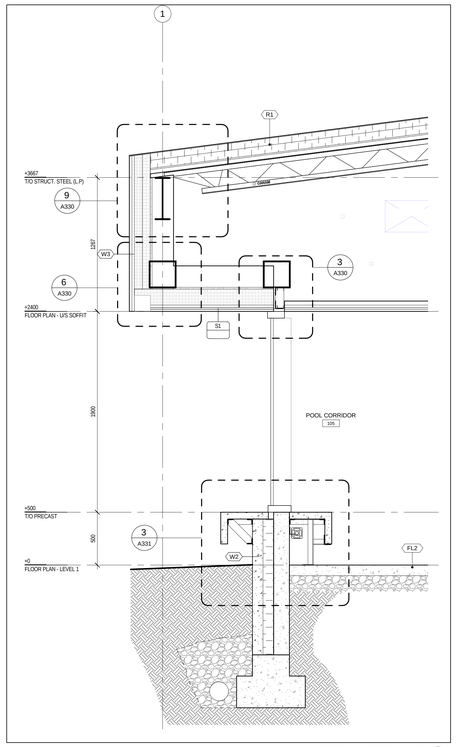

WALL SECTION - WEST - GL D-E 9
1 : 20

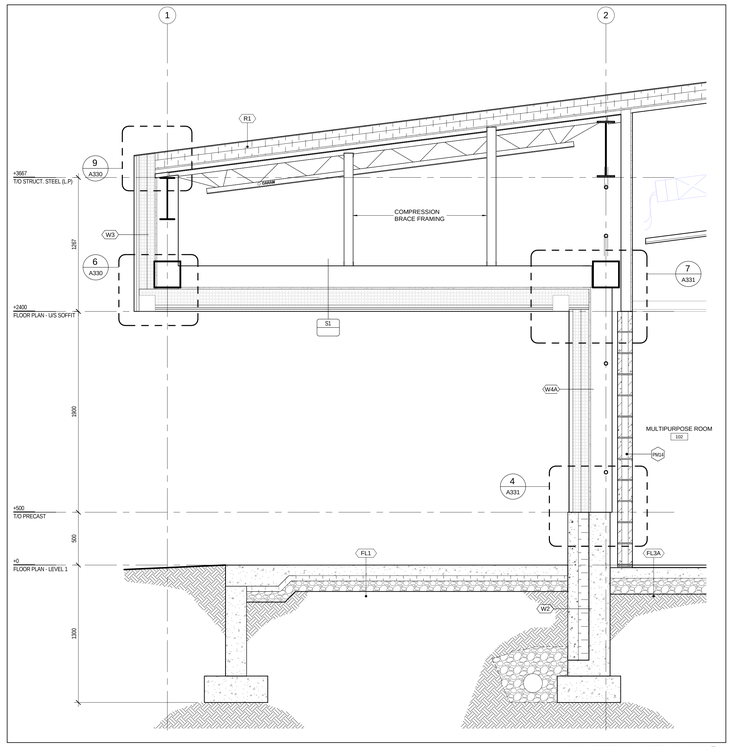

WALL SECTION - WEST - GL A-B 8
1 : 20

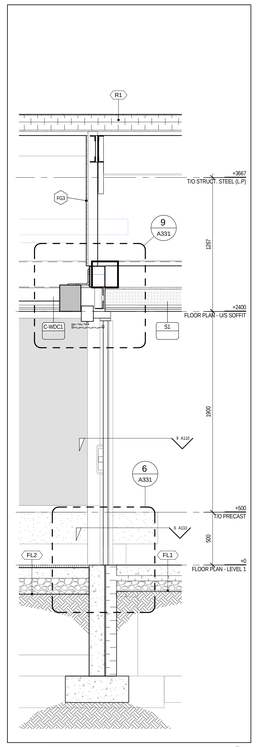

WALL SECTION - VESTIBULE 100 - GL 1-2 7
1 : 20

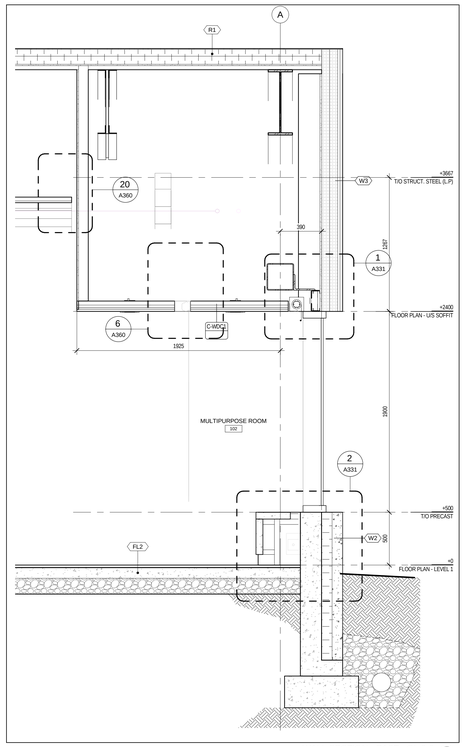

WALL SECTION - EAST - GL 2-3 6
1 : 20

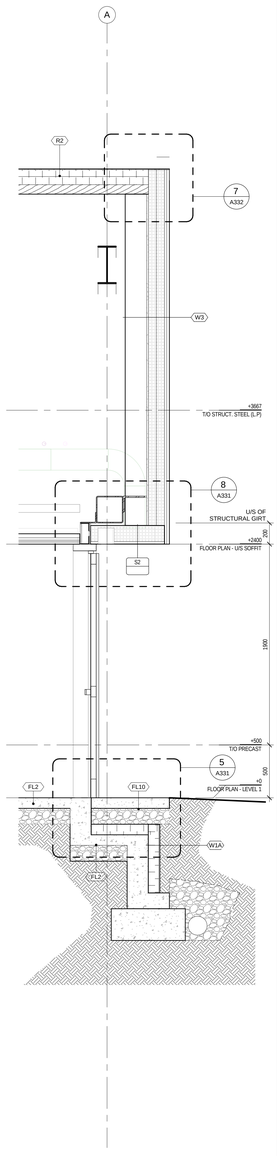

WALL SECTION - EAST - DOOR103 - GL 5-6 5
1 : 20

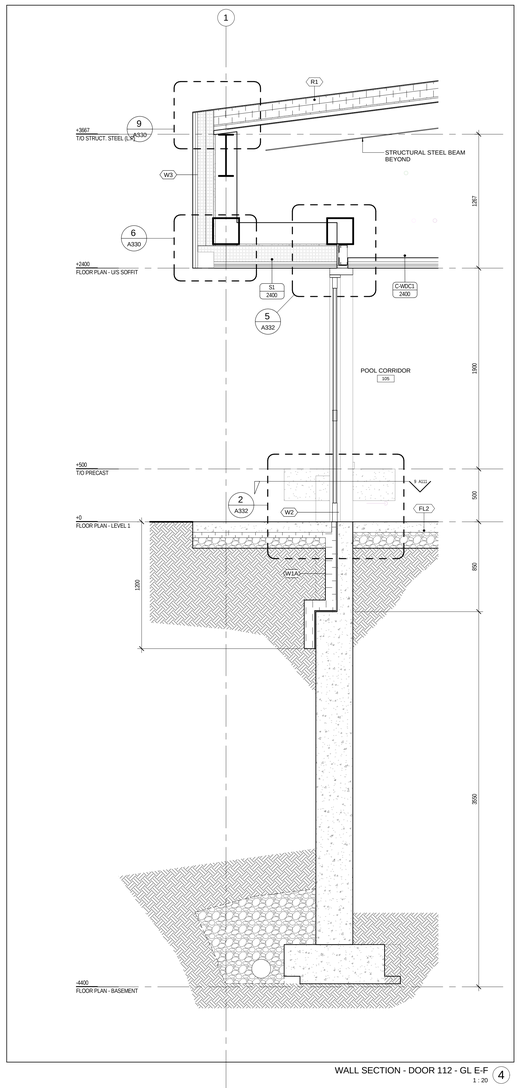

WALL SECTION - DOOR 112 - GL E-F 4
1 : 20

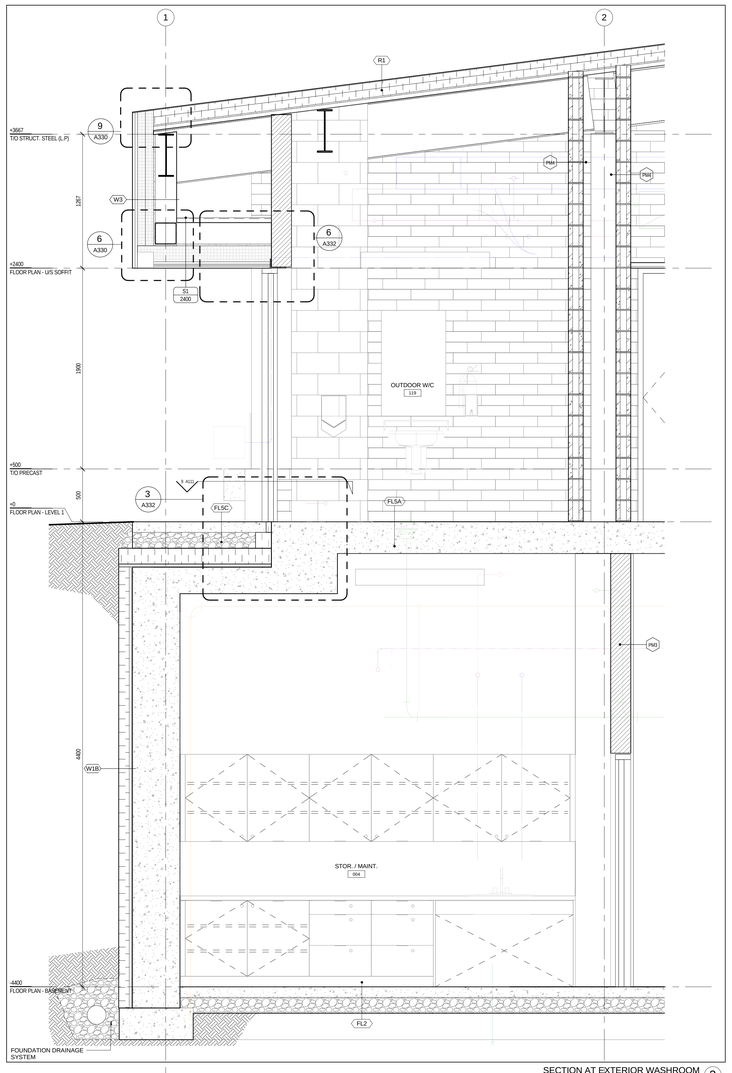

SECTION AT EXTERIOR WASHROOM 3
1 : 20

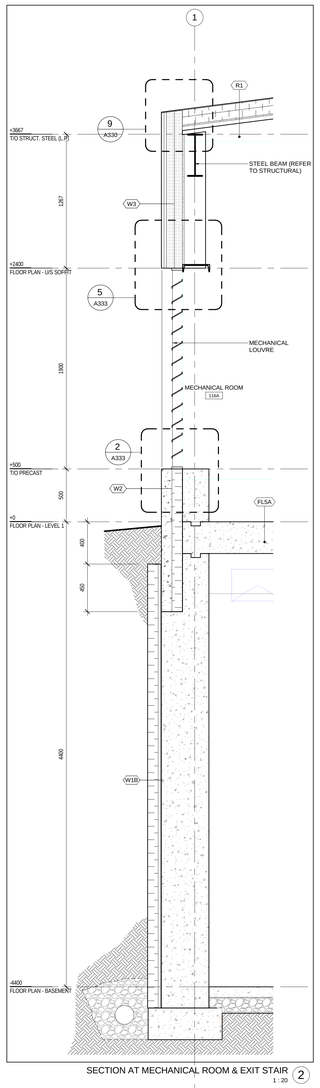

SECTION AT MECHANICAL ROOM & EXIT STAIR 2
1 : 20

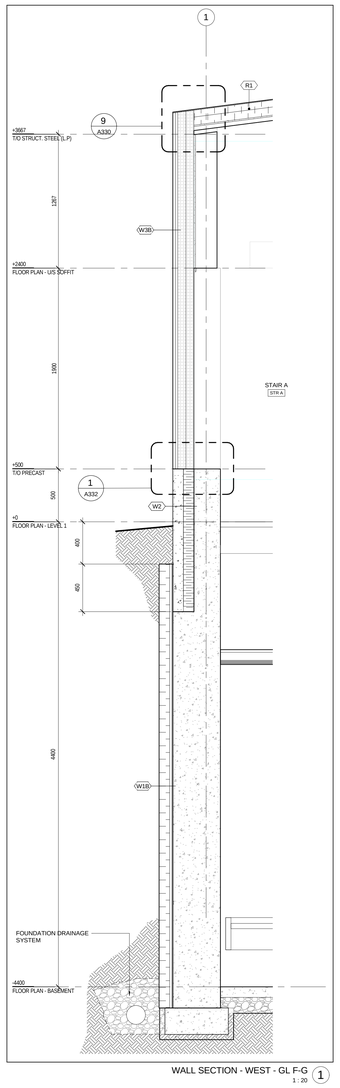

WALL SECTION - WEST - GL F-G 1
1 : 20

Contractor must check and verify all dimensions on the job, and report any discrepancies to the Architect before proceeding with the work.

Do not scale this drawing.

REVISIONS AND ISSUES

REV	DESCRIPTION	DATE
1	Issued for Tender	2018-03-01

MJMA
maclennan jaunkalns miller architects
425 adelaide street west level 6
toronto ontario m5v 3c1
416 593 6796
www.mjmarchitects.com

TEAL Architects+Planners
1660 Hollis Street, Suite 1101
Halifax, Nova Scotia B3J 1V7
www.tealarchitects.com

CAMPBELL COMEAU ENGINEERING LTD.
STRUCTURAL ENGINEERS
2719 GLADSTONE STREET, SUITE 110
HALIFAX NS, B3K 4W6
T: 902 429 5454 F:902 444 3099

Smith + Andersen
MECHANICAL ENGINEERS
500-4211 Yonge Street
Toronto, Ontario, M2P 2A9
T: 416 487 8151 F: 416 487 9104

Smith + Andersen
ELECTRICAL ENGINEERS
1969 Upper Water Street, Suite 1905
Halifax, Nova Scotia, B3J 3R7
T: 902 440 0981 F: 416 487 9104

Strum Consulting
CIVIL ENGINEERS
Rollside, 1355 Bedford Highway
Bedford, NS B4A 1C5
T: 902 835 5560 F: 902 835 5574

EAST HANTS
We live it!

Municipality of East Hants
Parks, Recreation and Culture
Lloyd E Matheson Centre
15 Commerce Court
Elmsdale, NS B2S 3K5
T: 902 883-7098

KEYPLAN

NORTH ARROW

LICENSED ARCHITECT
THOMAS G EMODE
NOVA SCOTIA ASSOCIATION OF ARCHITECTS

PROJECT TITLE
East Hants Aquatic Centre

Commerce Court, Elmsdale, NS

DRAWING TITLE
WALL SECTIONS - ENVELOPE

SCALE
1 : 20

DATE
2018-03-01

PROJECT NUMBER
1609

DRAWING NUMBER
A316

2018-02-27 4:14:12 PM
BIM 360://1609-EHAC/1609-EHAC-Arch-CM-R17.rvt

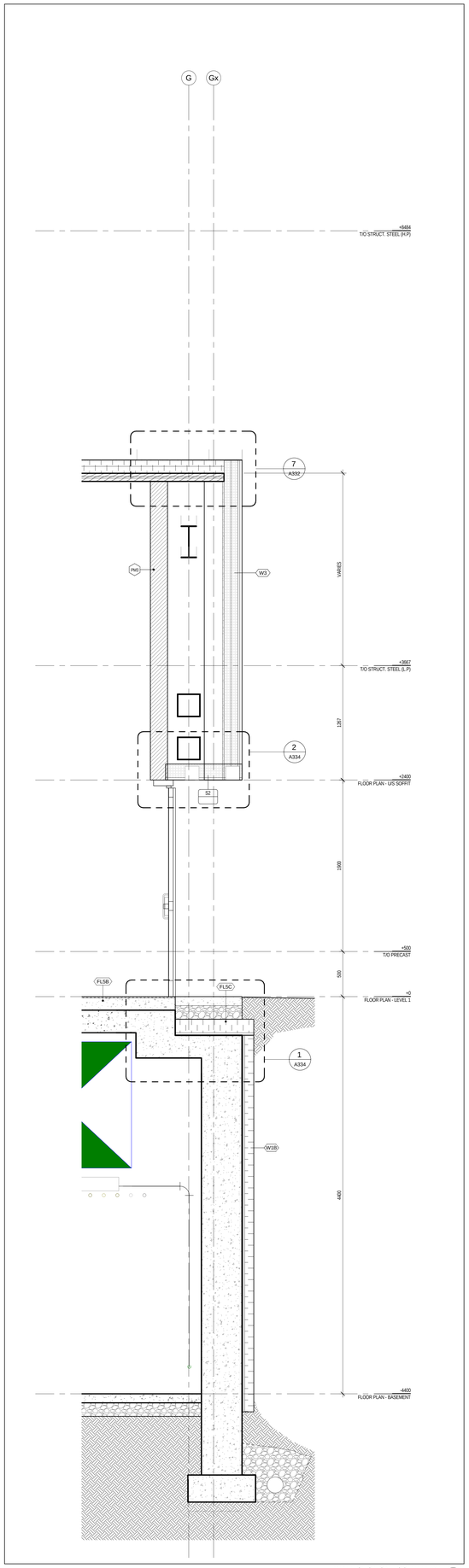

WALL SECTION - SOUTH EXIT 1 : 20 (4)

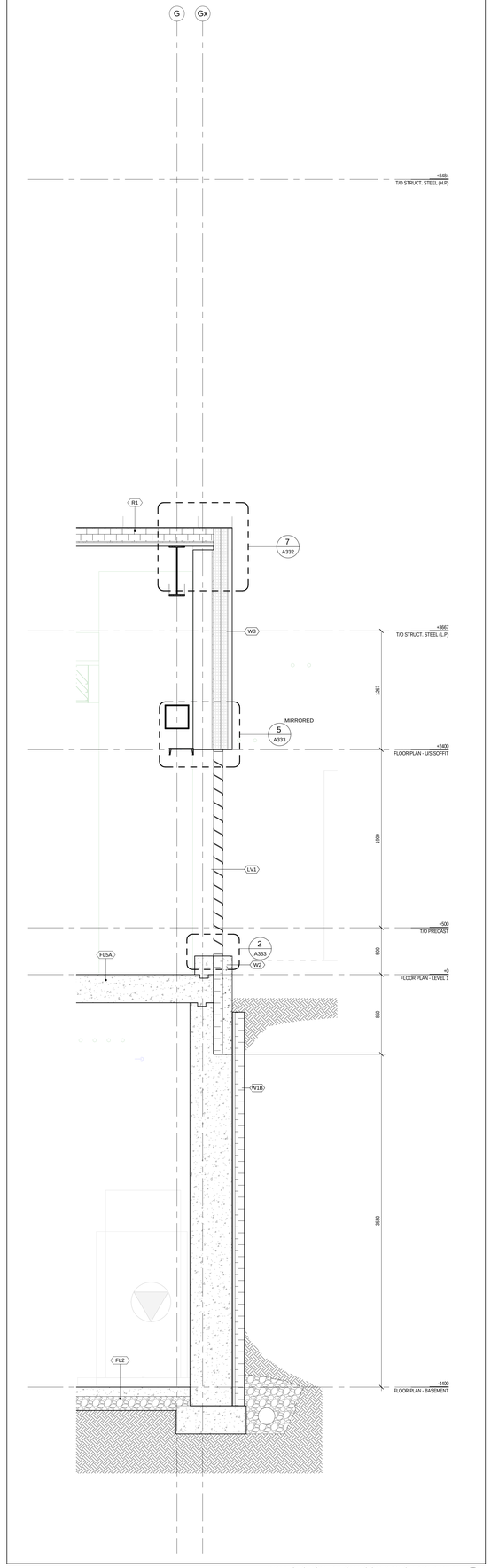

WALL SECTION - MECH ROOM & MECH AREA WELL 1 : 20 (3)

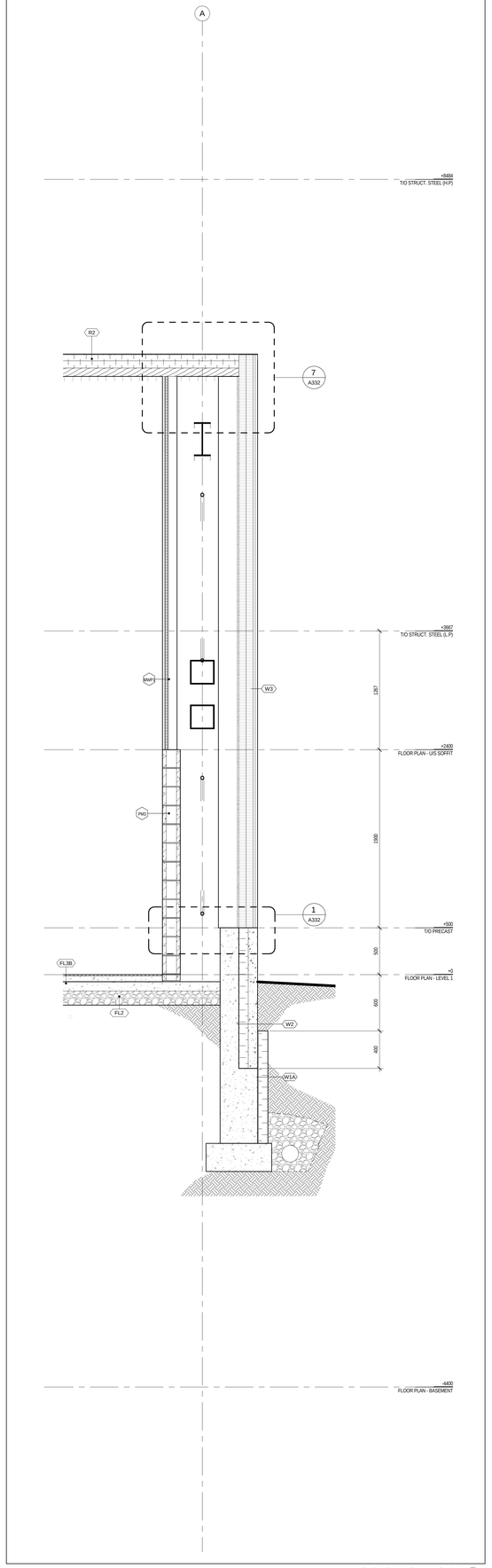

WALL SECTION - NORTH - GL 6-7 1 : 20 (2)

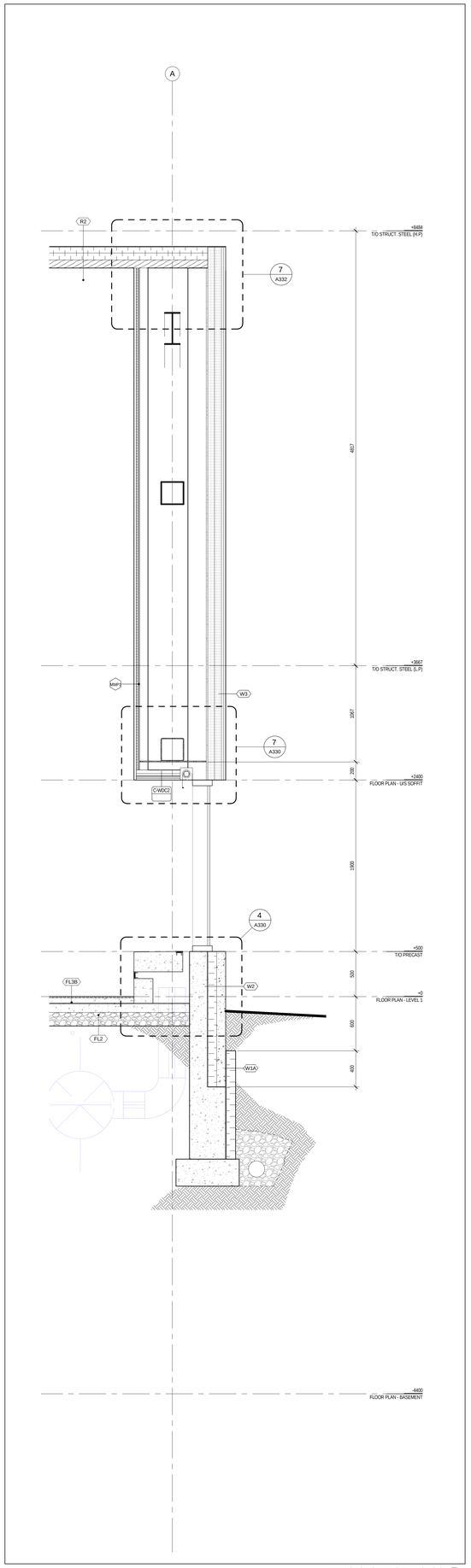

WALL SECTION - NORTH- GL 8-9 1 : 20 (1)

Contractor must check and verify all dimensions on the job, and report any discrepancies to the Architect before proceeding with the work.

Do not scale this drawing.

REVISIONS AND ISSUES

REV	DESCRIPTION	DATE
1	Issued for Tender	2018-03-01

MJMA

maclennan jaunkalns miller architects

425 adelaide street west level 6
toronto ontario m5v 3c1
416 593 6796
www.mjmarchitects.com

TEAL Architects+Planners
1660 Hollis Street, Suite 1101
Halifax, Nova Scotia B3J 1V7
www.tealarchitects.com

CAMPBELL COMEAU ENGINEERING LTD.
STRUCTURAL ENGINEERS
2719 GLADSTONE STREET, SUITE 110
HALIFAX NS, B3K 4W6
T: 902 429 5454 F:902 444 3099

Smith + Andersen
MECHANICAL ENGINEERS
500-4211 Yonge Street
Toronto, Ontario, M2P 2A9
T: 416 487 8151 F: 416 487 9104

Smith + Andersen
ELECTRICAL ENGINEERS
1969 Upper Water Street, Suite 1905
Halifax, Nova Scotia, B3J 3R7
T: 902 440 0981 F: 416 487 9104

Strum Consulting
CIVIL ENGINEERS
Railside, 1355 Bedford Highway
Bedford, NS B4A 1C5
T: 902 835 5560 F: 902 835 5574

EAST HANTS
We live it!

Municipality of East Hants
Parks, Recreation and Culture
Lloyd E Matheson Centre
15 Commerce Court
Elmsdale, NS B2S 3K5
T: 902 883-7098

KEYPLAN

NORTH ARROW

LICENSED ARCHITECT
THOMAS G EMODI
NOVA SCOTIA ASSOCIATION OF ARCHITECTS

PROJECT TITLE
East Hants Aquatic Centre

Commerce Court, Elmsdale, NS

DRAWING TITLE
WALL SECTIONS – ENVELOPE

SCALE
1 : 20

DATE
2018-03-01

PROJECT NUMBER
1609

DRAWING NUMBER
A317

2018-02-27 4:14:17 PM
BIM 360://1609-EHAC/1609-EHAC-Arch-CM-R17.rvt

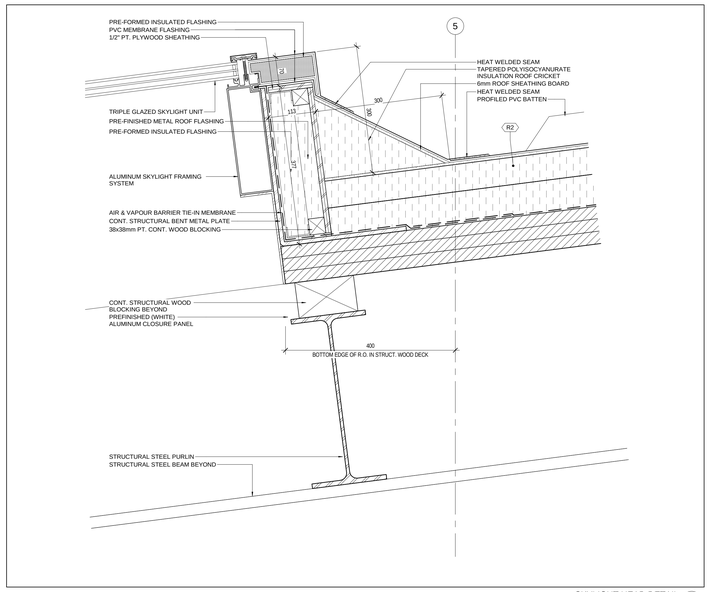

SKYLIGHT HEAD DETAIL 4
1 : 5

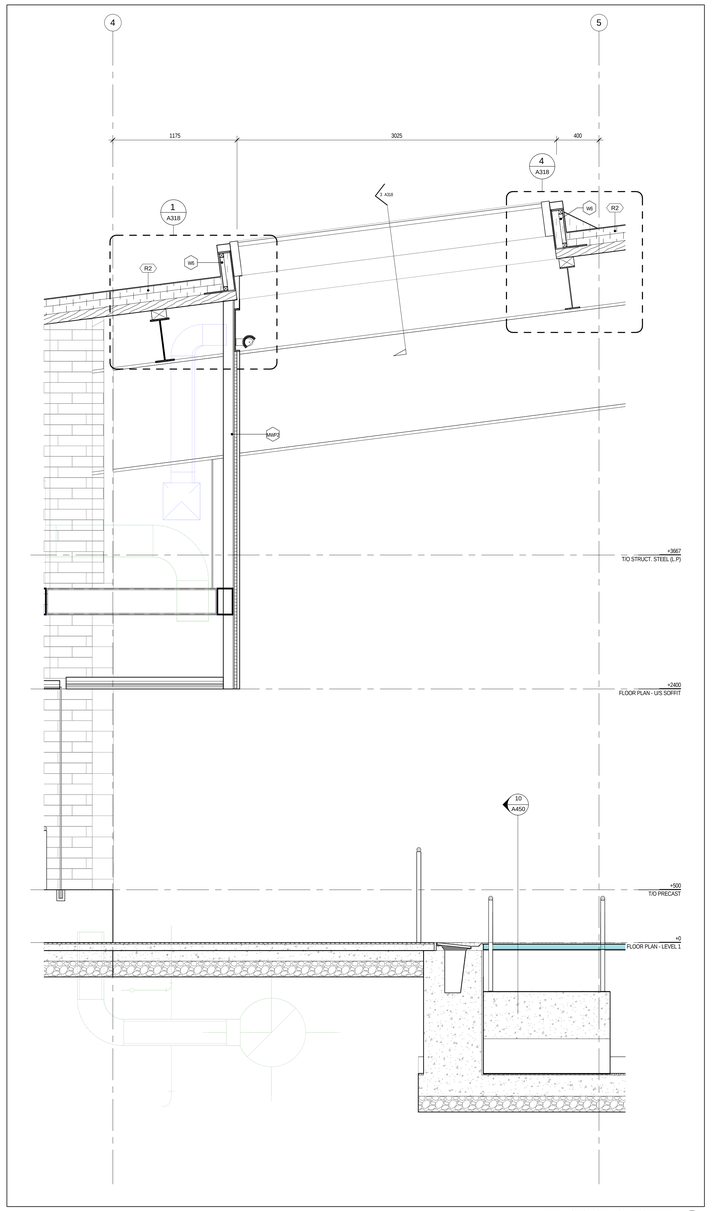

WALL SECTION - SKYLIGHT E/W 2
1 : 20

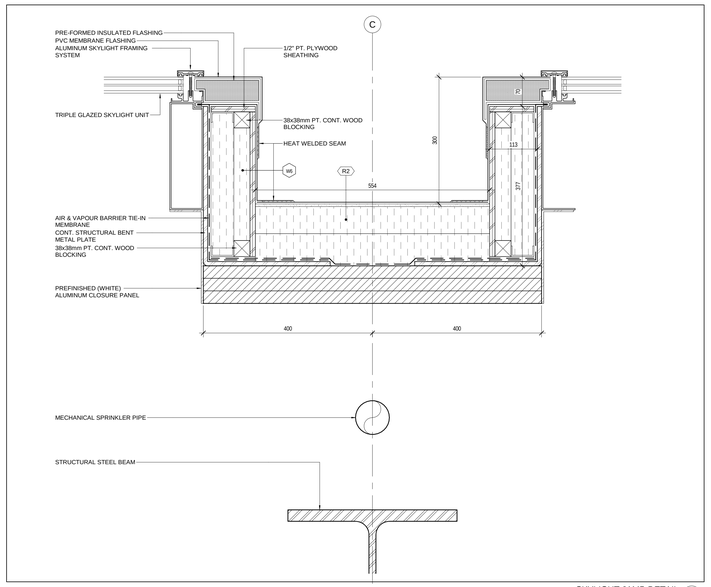

SKYLIGHT JAMB DETAIL 3
1 : 5

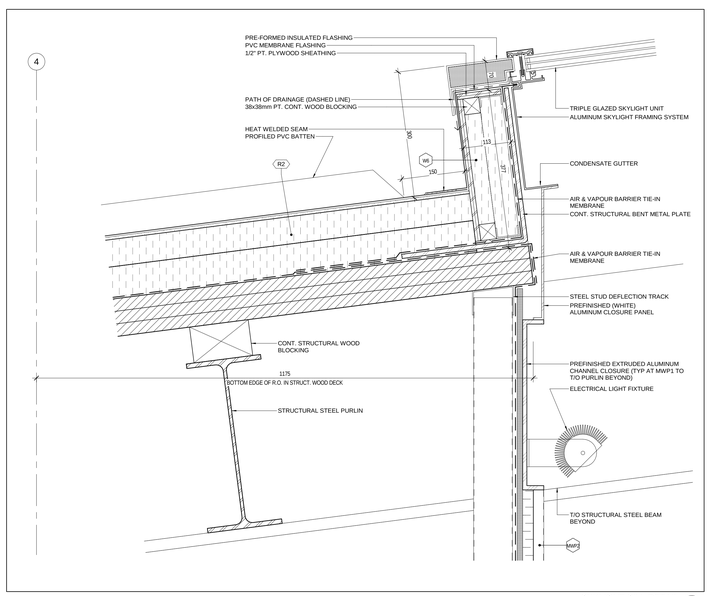

SKYLIGHT SILL DETAIL 1
1 : 5

Contractor must check and verify all dimensions on the job, and report any discrepancies to the Architect before proceeding with the work.

Do not scale this drawing.

REVISIONS AND ISSUES

REV	DESCRIPTION	DATE
1	Issued for Tender	2018-03-01

MJMA
maclennan jaunkalns miller architects
425 adelaide street west level 6
toronto ontario m5v 3c1
416 593 6796
www.mjmarchitects.com

TEAL Architects+Planners
1660 Hollis Street, Suite 1101
Halifax, Nova Scotia B3J 1V7
www.tealarchitects.com

CAMPBELL COMEAU ENGINEERING LTD.
STRUCTURAL ENGINEERS
2719 GLADSTONE STREET, SUITE 110
HALIFAX NS, B3K 4W6
T: 902 429 5454 F:902 444 3099

Smith + Andersen
MECHANICAL ENGINEERS
500-4211 Yonge Street
Toronto, Ontario, M2P 2A9
T: 416 487 8151 F: 416 487 9104

Smith + Andersen
ELECTRICAL ENGINEERS
1969 Upper Water Street, Suite 1905
Halifax, Nova Scotia, B3J 3R7
T: 902 440 0981 F: 416 487 9104

Strum Consulting
CIVIL ENGINEERS
Rolliside, 1355 Bedford Highway
Bedford, NS B4A 1C5
T: 902 835 5560 F: 902 835 5574

EAST HANTS
We live it!

Municipality of East Hants
Parks, Recreation and Culture
Lloyd E Matheson Centre
15 Commerce Court
Elmsdale, NS B2S 3K5
T: 902 883-7098

KEYPLAN

NORTH ARROW

LICENSED ARCHITECT
THOMAS G EWOOD
NOVA SCOTIA ASSOCIATION OF ARCHITECTS

PROJECT TITLE
East Hants Aquatic Centre

Commerce Court, Elmsdale, NS

DRAWING TITLE
WALL SECTION & SKYLIGHT DETAILS

SCALE
As indicated

DATE
2018-03-01

PROJECT NUMBER
1609

DRAWING NUMBER
A318

2018-02-27 4:14:23 PM
BIM 360://1609-EAHC/1609-EAHC-Arch-CAD-R17.rvt

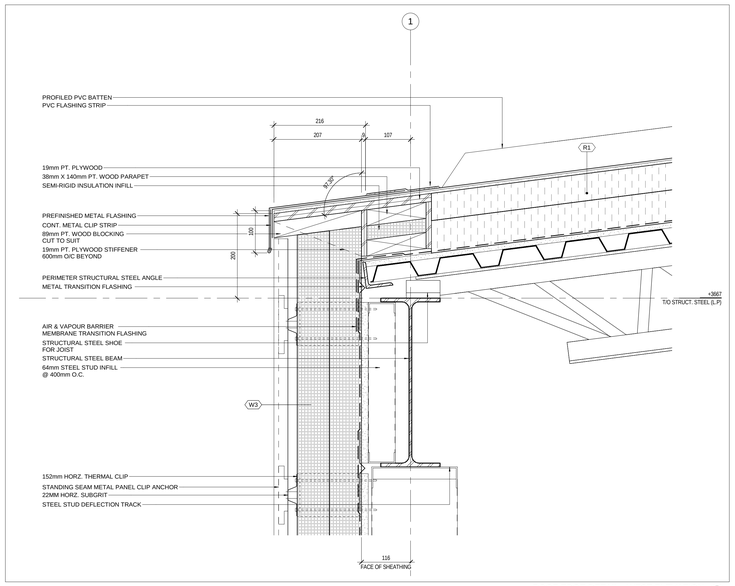

ROOF EDGE DETAIL - WEST ELEVATION 9
1 : 5

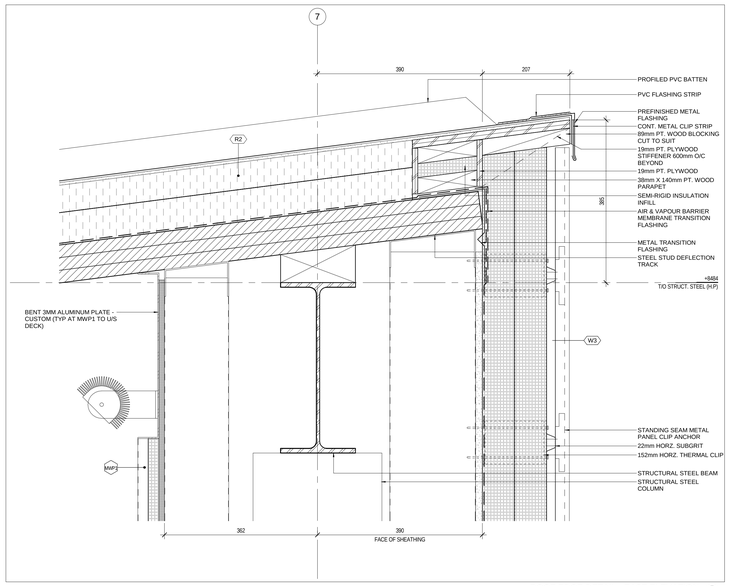

ROOF EDGE DETAIL - EAST ELEVATION 8
1 : 5

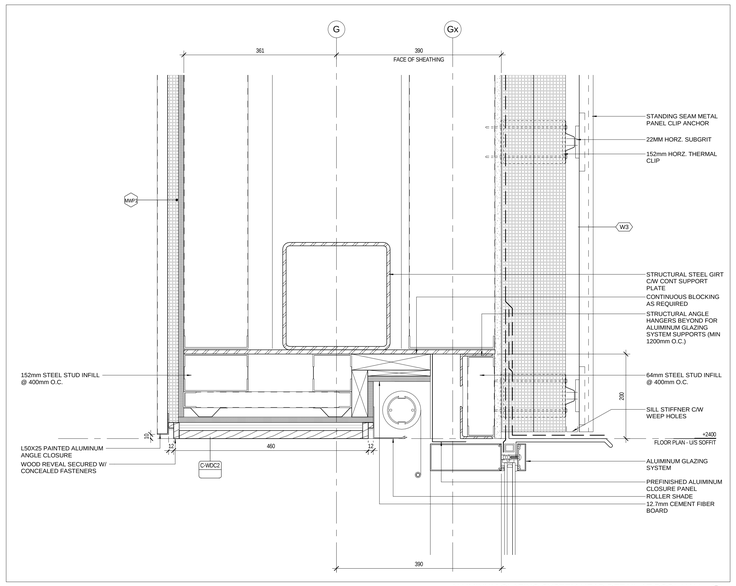

ALUMINUM GLAZING SYSTEM HEAD DETAIL AT POOL HALL 7
1 : 5

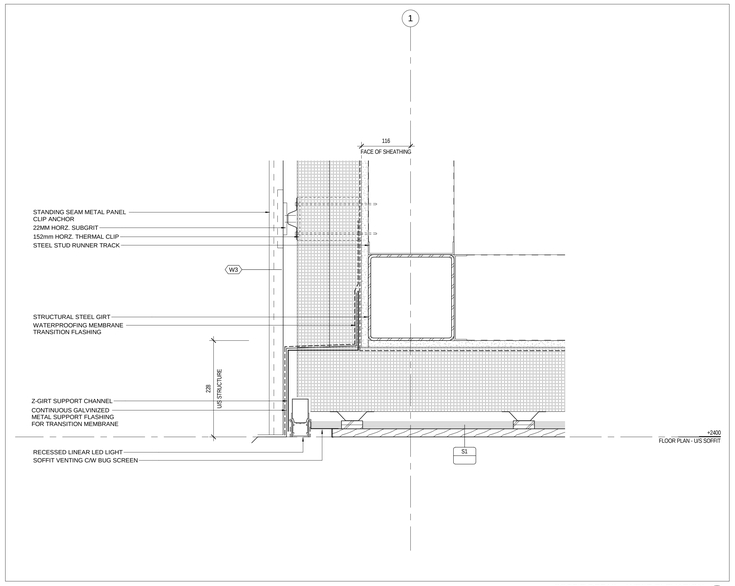

SOFFIT DETAIL - WEST ELEVATION 6
1 : 5

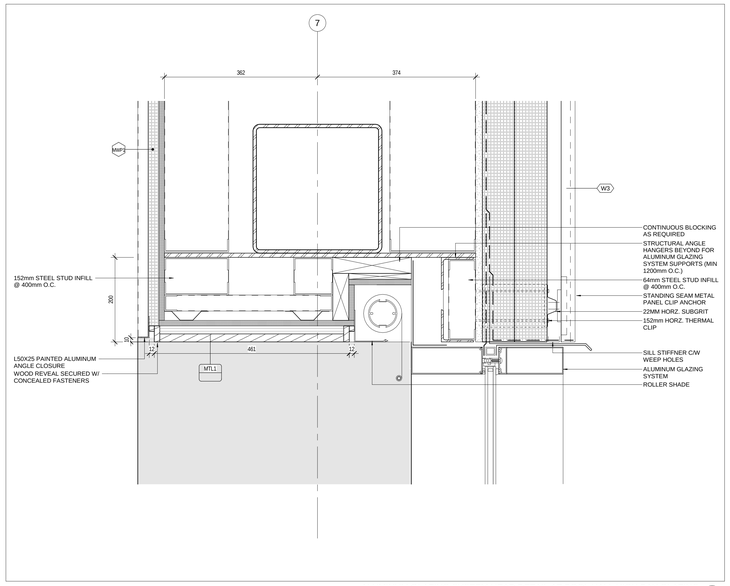

ALUMINUM GLAZING SYSTEM HEAD DETAIL AT POOL HALL HIGH BAY GLAZING 5
1 : 5

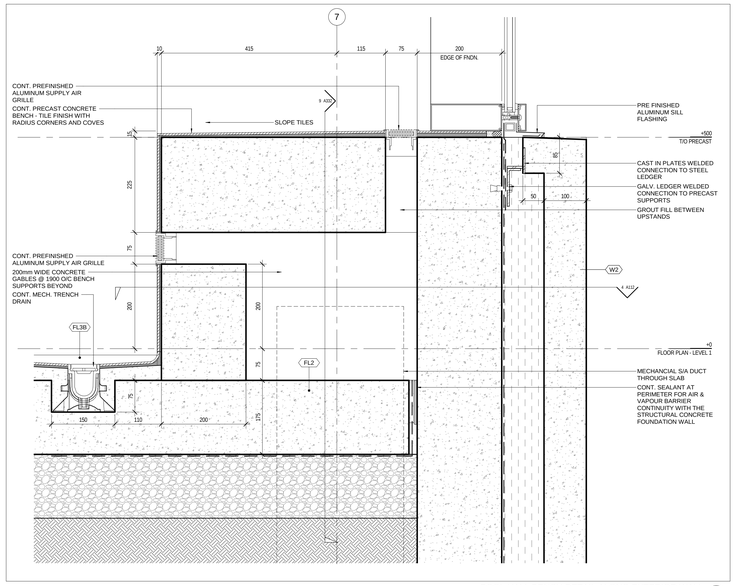

POOL HALL BENCH DETAIL ALONG EXTERIOR WALL 4
1 : 5

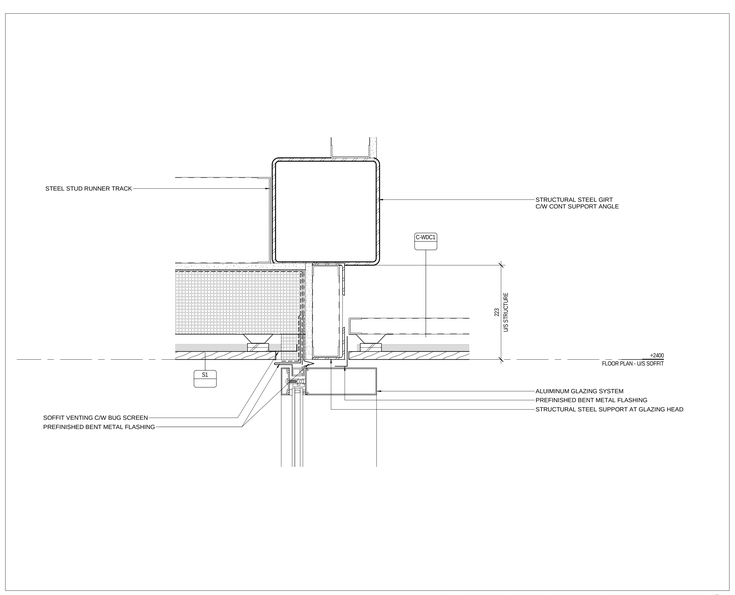

ALUMINUM GLAZING SYSTEM HEAD DETAIL AT COORIDOR BENCH 3
1 : 5

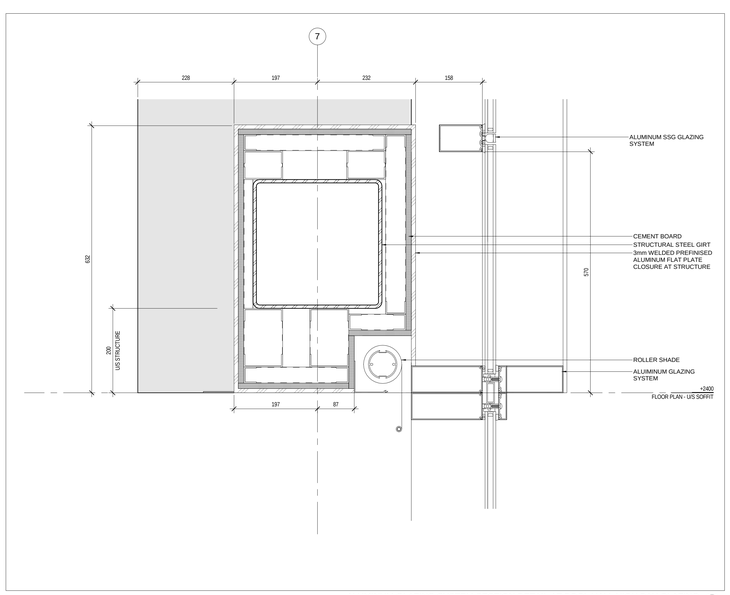

ALUMINUM GLAZING SYSTEM SECTION DETAIL AT POOL HALL HIGH BAY GLAZING 2
1 : 5

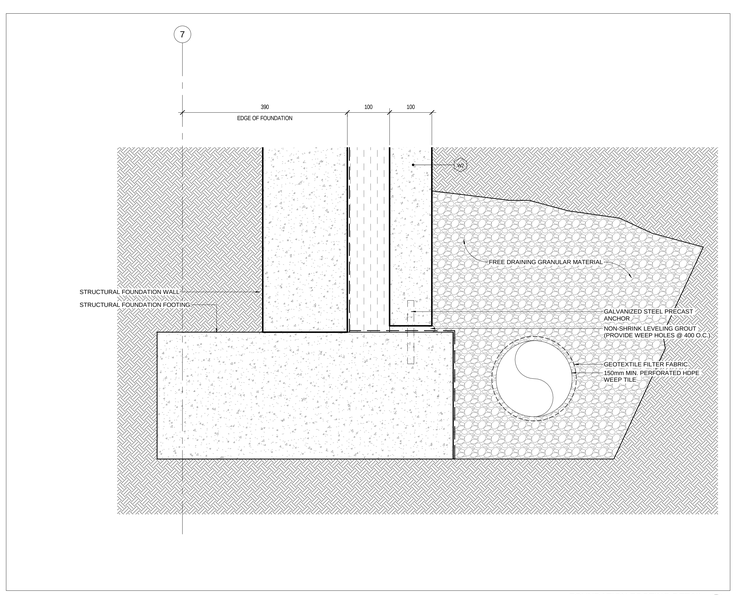

FOUNDATION FOOTING DETAIL 1
1 : 5

Contractor must check and verify all dimensions on the job, and report any discrepancies to the Architect before proceeding with the work.

Do not scale this drawing.

REVISIONS AND ISSUES

REV	DESCRIPTION	DATE
1	Issued for Tender	2018-03-01

MJMA
maclennan jaunkalns miller architects
425 adelaide street west level 6
toronto ontario m5v 3c1
416 593 6796
www.mjmarchitects.com

TEAL Architects+Planners
1660 Hollis Street, Suite 1101
Halifax, Nova Scotia B3J 1V7
www.tealarchitects.com

CAMPBELL COMEAU ENGINEERING LTD.
STRUCTURAL ENGINEERS
2719 GLADSTONE STREET, SUITE 110
HALIFAX NS, B3K 4W6
T: 902 429 5454 F:902 444 3099

Smith + Andersen
MECHANICAL ENGINEERS
500-4211 Yonge Street
Toronto, Ontario, M2P 2A9
T: 416 487 8151 F: 416 487 9104

Smith + Andersen
ELECTRICAL ENGINEERS
1969 Upper Water Street, Suite 1905
Halifax, Nova Scotia, B3J 3R7
T: 902 440 0981 F: 416 487 9104

Strum Consulting
CIVIL ENGINEERS
Rolliside, 1355 Bedford Highway
Bedford, NS B4A 1C5
T: 902 835 5560 F: 902 835 5574

EAST HANTS
We live it!

Municipality of East Hants
Parks, Recreation and Culture
Lloyd E Matheson Centre
15 Commerce Court
Elmsdale, NS B2S 3K5
T: 902 883-7098

KEYPLAN

NORTH ARROW

LICENSED ARCHITECT
THOMAS D SMOOT
NOVA SCOTIA ASSOCIATION OF ARCHITECTS

PROJECT TITLE
East Hants Aquatic Centre

Commerce Court, Elmsdale, NS

DRAWING TITLE
SECTION DETAILS – EXTERIOR

SCALE
1 : 5

DATE
2018-03-01

PROJECT NUMBER
1609

DRAWING NUMBER
A330

2018-02-27 4:14:40 PM
BIM 360://1609-EHAC/1609-EHAC-Arch-Cmb-R17.rvt

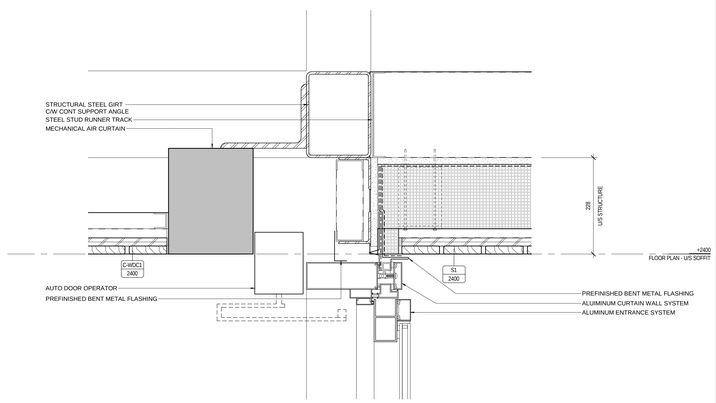

MAIN ENTRANCE - DOOR HEAD DETAIL 9
1 : 5

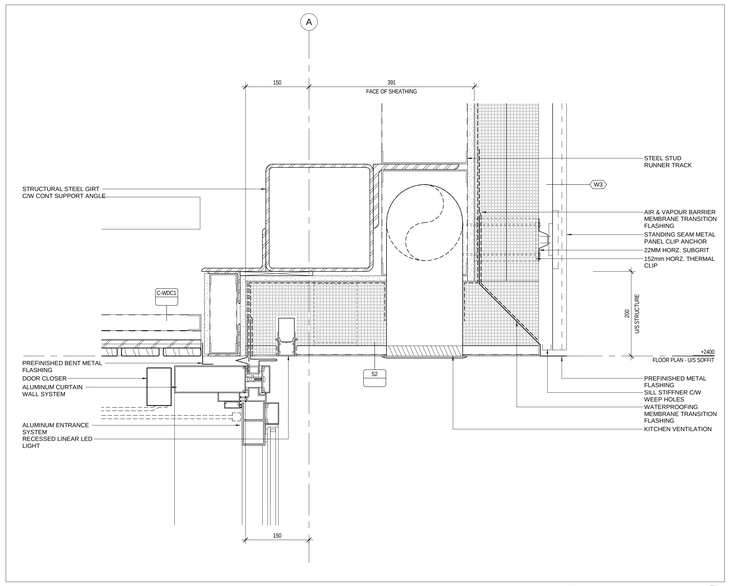

NORTH EXIT - DOOR HEAD DETAIL 8
1 : 5

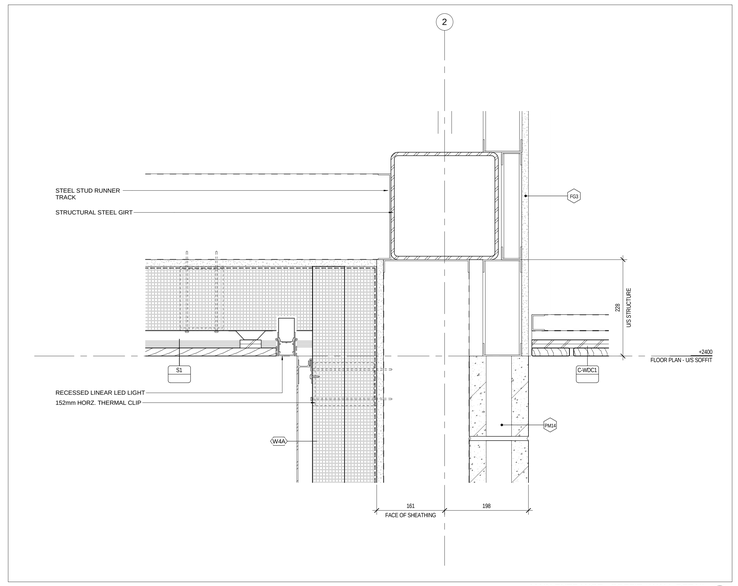

MAIN ENTRANCE - SOFFIT / WALL DETAIL 7
1 : 5

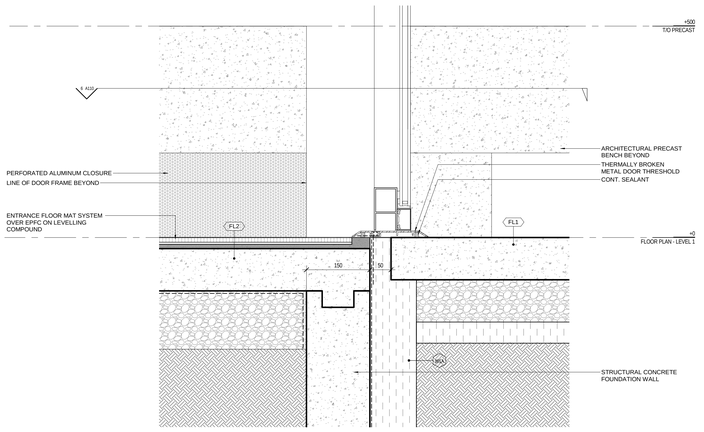

MAIN ENTRANCE - DOOR THRESHOLD DETAIL 6
1 : 5

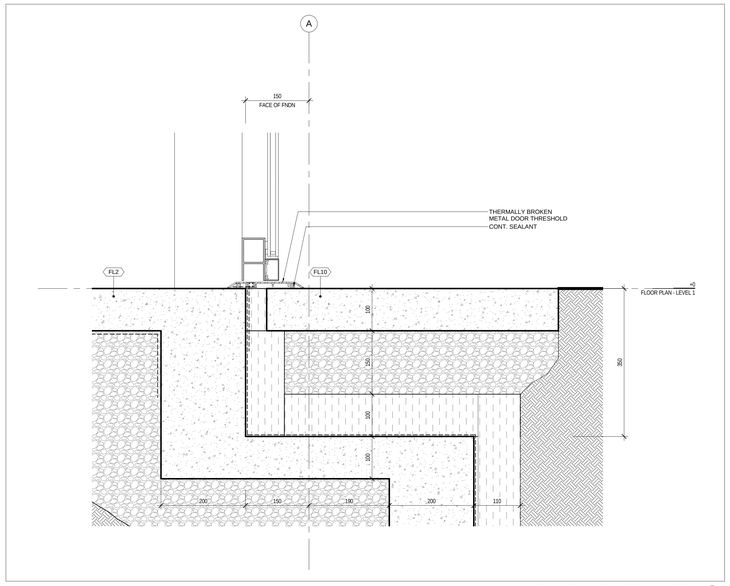

NORTH EXIT - DOOR THRESHOLD DETAIL 5
1 : 5

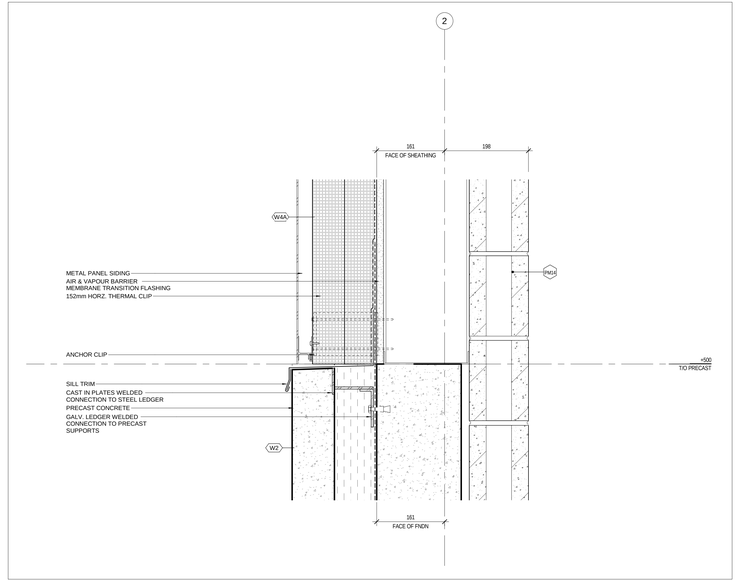

MAIN ENTRANCE - PRECAST / WALL SECTION DETAIL 4
1 : 5

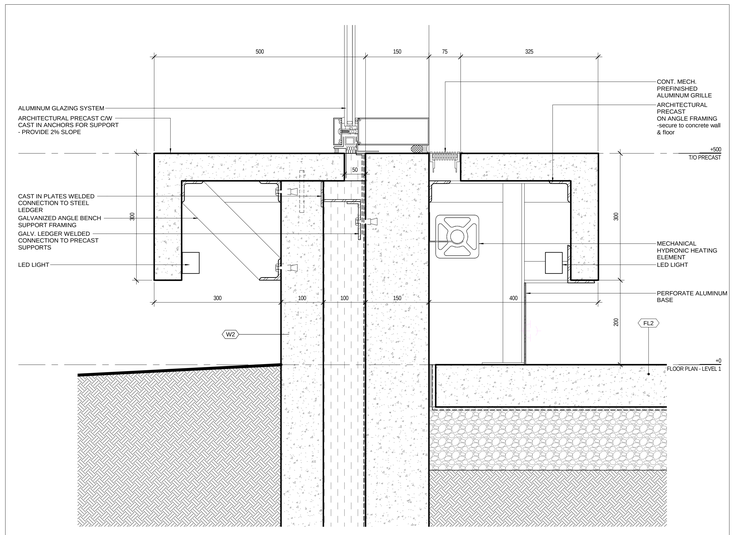

CORRIDOR BENCH DETAIL ALONG EXTERIOR WALL 3
1 : 5

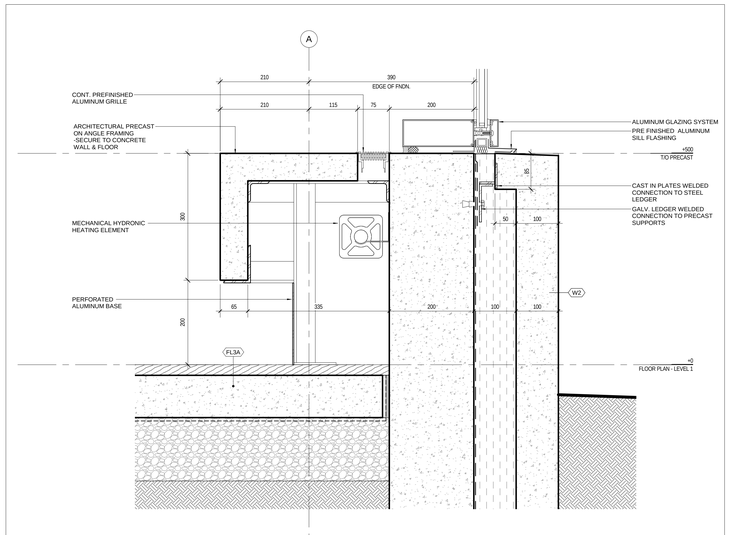

MULTIPURPOSE RM. BENCH DETAIL ALONG EXTERIOR WALL 2
1 : 5

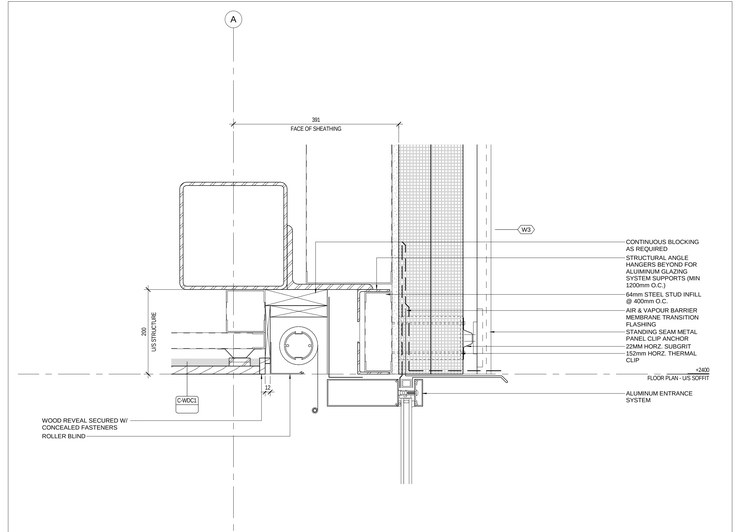

ALUMINUM GLAZING SYSTEM HEAD DETAIL AT MULTIPURPOSE ROOM 1
1 : 5

2018-02-27 4:14:48 PM
BM 380//1609-EHAC/1609-EHAC-Arch-CM-R17.rvt

Contractor must check and verify all dimensions on the job, and report any discrepancies to the Architect before proceeding with the work.

Do not scale this drawing.

REVISIONS AND ISSUES

REV	DESCRIPTION	DATE
1	Issued for Tender	2018-03-01

MJMA
maclennan jaunkalns miller architects
425 adelaide street west level 6
toronto ontario m5v 3c1
416 593 6796
www.mjmarchitects.com

TEAL Architects+Planners
1660 Hollis Street, Suite 1101
Halifax, Nova Scotia B3J 1V7
www.tealarchitects.com

CAMPBELL COMEAU ENGINEERING LTD.
STRUCTURAL ENGINEERS
2719 GLADSTONE STREET, SUITE 110
HALIFAX NS, B3K 4W6
T: 902 429 5454 F:902 444 3099

Smith + Andersen
MECHANICAL ENGINEERS
500-4211 Yonge Street
Toronto, Ontario, M2P 2A9
T: 416 487 8151 F: 416 487 9104

Smith + Andersen
ELECTRICAL ENGINEERS
1969 Upper Water Street, Suite 1905
Halifax, Nova Scotia, B3J 3R7
T: 902 440 0981 F: 416 487 9104

Strum Consulting
CIVIL ENGINEERS
Rolliside, 1355 Bedford Highway
Bedford, NS B4A 1C5
T: 902 835 5560 F: 902 835 5574

EAST HANTS
We live it!

Municipality of East Hants
Parks, Recreation and Culture
Lloyd E Matheson Centre
15 Commerce Court
Elmsdale, NS B2S 3K5
T: 902 883-7098

KEYPLAN

NORTH ARROW

LICENSED ARCHITECT
THOMAS G EMODI
NOVA SCOTIA ASSOCIATION OF ARCHITECTS

PROJECT TITLE
East Hants Aquatic Centre

Commerce Court, Elmsdale, NS

DRAWING TITLE
SECTION DETAILS – EXTERIOR

SCALE
1 : 5

DATE
2018-03-01

PROJECT NUMBER
1609

DRAWING NUMBER
A331

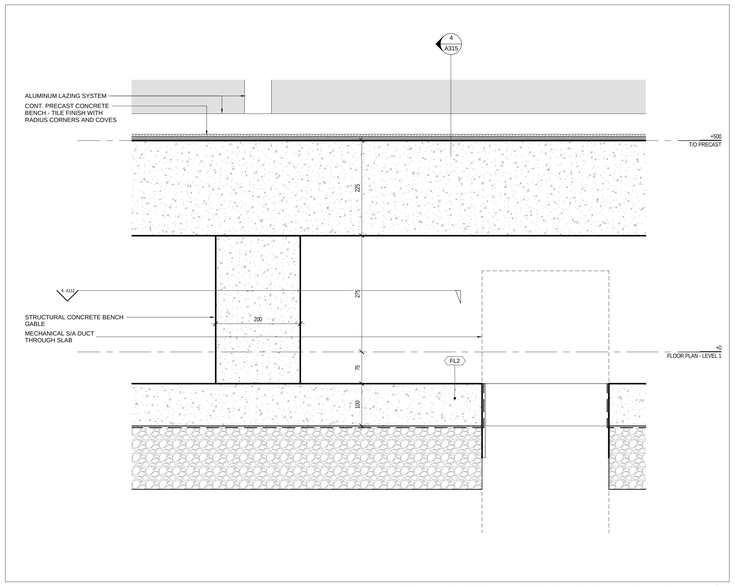

POOL HALL BENCH DETAIL ALONG EXTERIOR WALL ABOVE BASEMENT 9
1 : 5

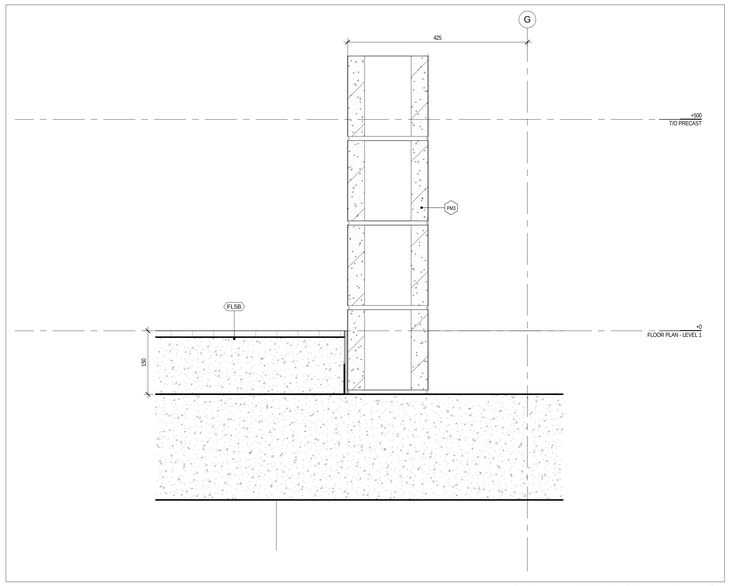

POOL HALL EXTERIOR BLOCK WALL DETAIL 8
1 : 5

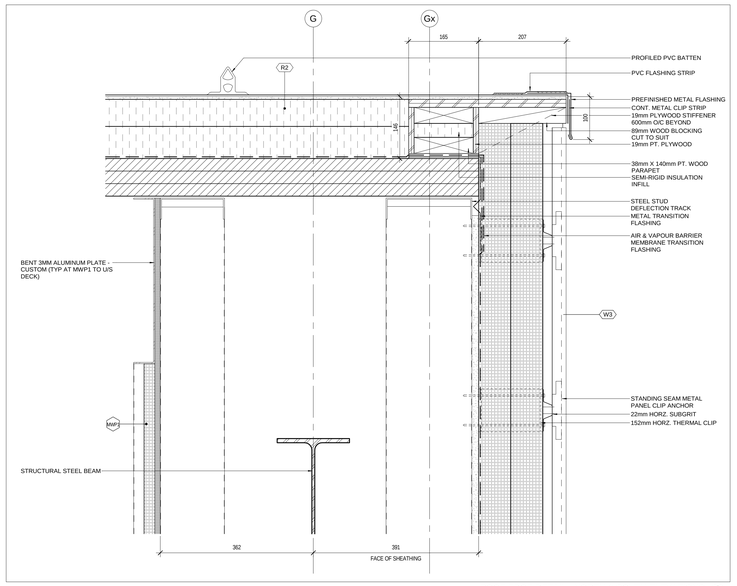

ROOF EDGE DETAIL - NORTH & SOUTH ELEVATIONS 7
1 : 5

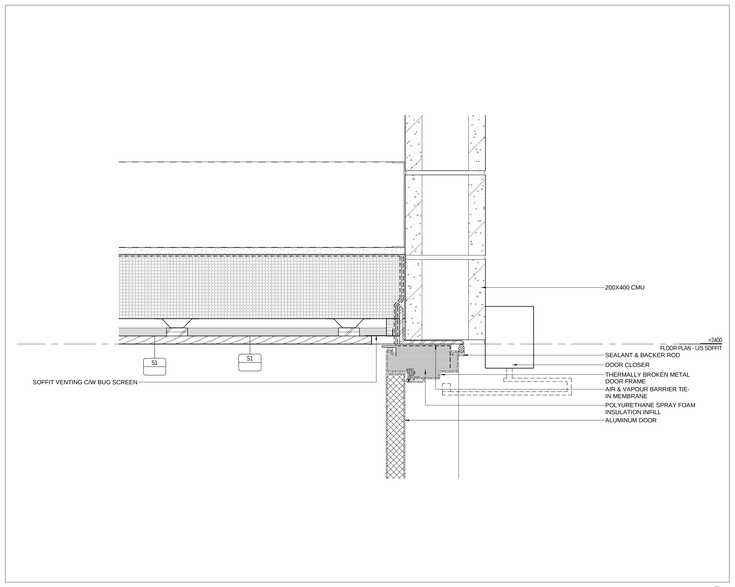

EXTERIOR WASHROOM - DOOR HEAD DETAIL 6
1 : 5

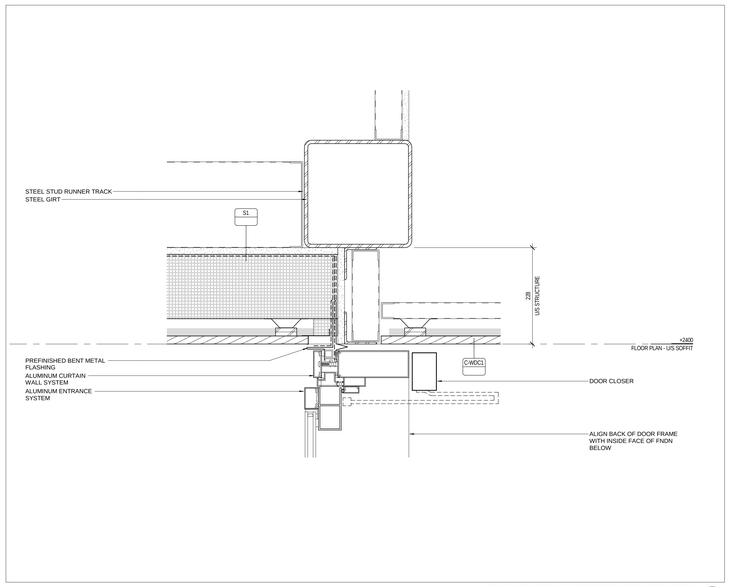

POOL COORIDOR SIDE ENTRANCE HEAD DETAIL 5
1 : 5

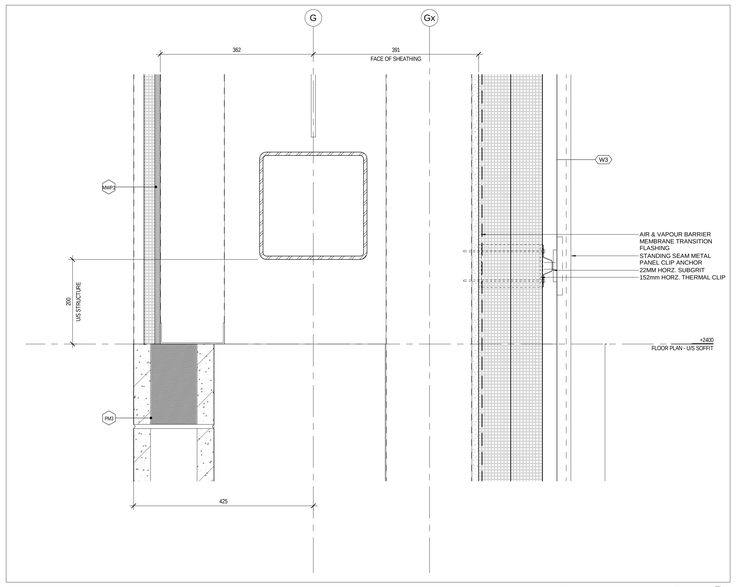

POOL HALL EXTERIOR WALL DETAIL 4
1 : 5

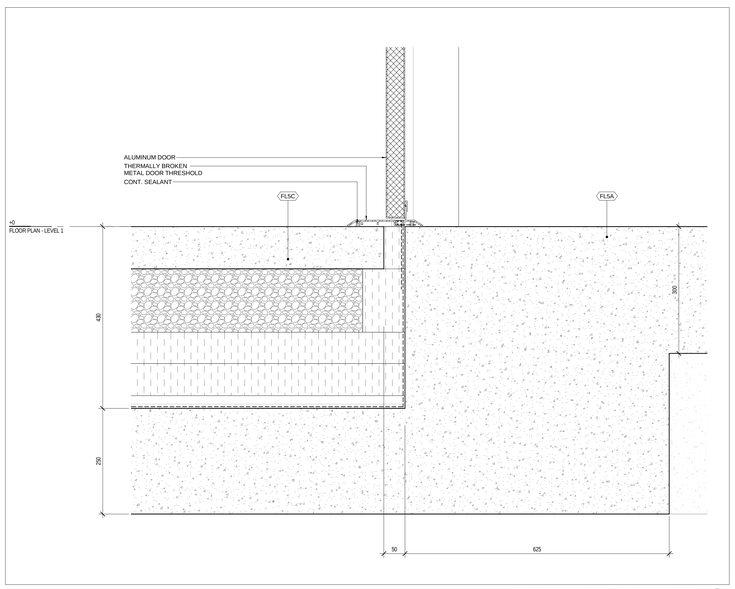

EXTERIOR WASHROOM THRESHOLD DETAIL 3
1 : 5

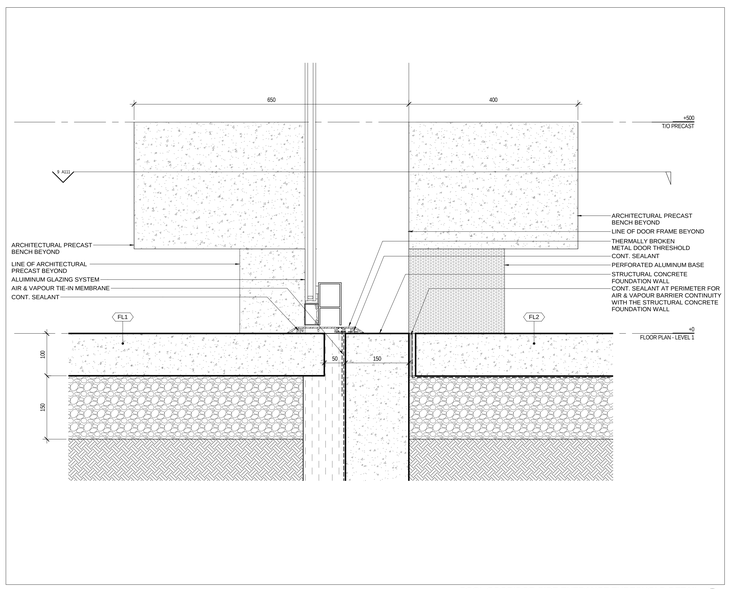

POOL COORIDOR SIDE ENTRANCE THRESHOLD DETAIL 2
1 : 5

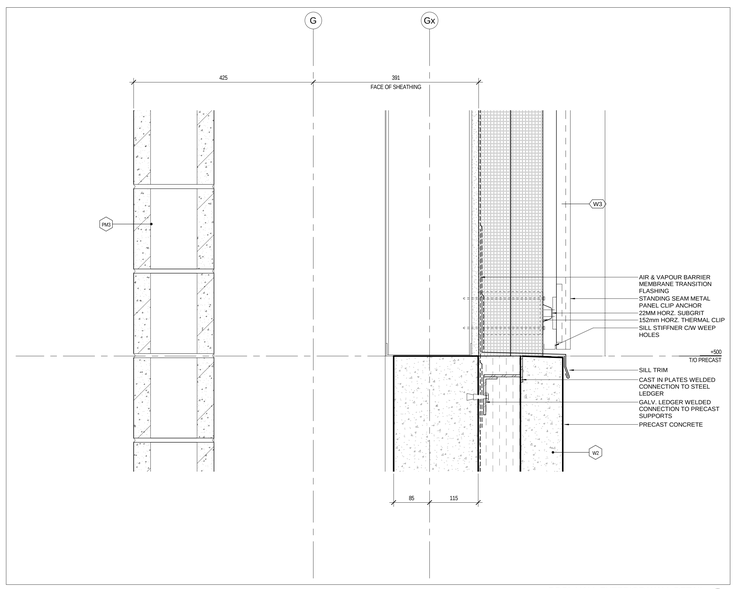

POOL HALL EXTERIOR WALL DETAIL 1
1 : 5

Contractor must check and verify all dimensions on the job, and report any discrepancies to the Architect before proceeding with the work.

Do not scale this drawing.

REVISIONS AND ISSUES

REV	DESCRIPTION	DATE
1	Issued for Tender	2018-03-01

MJMA
maclennan jaunkalns miller architects
425 adelaide street west level 6
toronto ontario m5v 3c1
416 593 6796
www.mjmarchitects.com

TEAL Architects+Planners
1660 Hollis Street, Suite 1101
Halifax, Nova Scotia B3J 1V7
www.tealarchitects.com

CAMPBELL COMEAU ENGINEERING LTD.
STRUCTURAL ENGINEERS
2719 GLADSTONE STREET, SUITE 110
HALIFAX NS, B3K 4W6
T: 902 429 5454 F:902 444 3099

Smith + Andersen
MECHANICAL ENGINEERS
500-4211 Yonge Street
Toronto, Ontario, M2P 2A9
T: 416 487 8151 F: 416 487 9104

Smith + Andersen
ELECTRICAL ENGINEERS
1969 Upper Water Street, Suite 1905
Halifax, Nova Scotia, B3J 3R7
T: 902 440 0981 F: 416 487 9104

Strum Consulting
CIVIL ENGINEERS
Rolliside, 1355 Bedford Highway
Bedford, NS B4A 1C5
T: 902 835 5560 F: 902 835 5574

EAST HANTS
We live it!

Municipality of East Hants
Parks, Recreation and Culture
Lloyd E Matheson Centre
15 Commerce Court
Elmsdale, NS B2S 3K5
T: 902 883-7098

KEYPLAN

NORTH ARROW

LICENSED ARCHITECT
THOMAS G SMOOK
NOVA SCOTIA ASSOCIATION OF ARCHITECTS

PROJECT TITLE
East Hants Aquatic Centre

Commerce Court, Elmsdale, NS

DRAWING TITLE
SECTION DETAILS – EXTERIOR

SCALE
1 : 5

DATE
2018-03-01

PROJECT NUMBER
1609

DRAWING NUMBER
A332

2018-02-27 4:15:22 PM
BIM 360://1609-EHAC/1609-EHAC-Arch-Cmb-R17.rvt

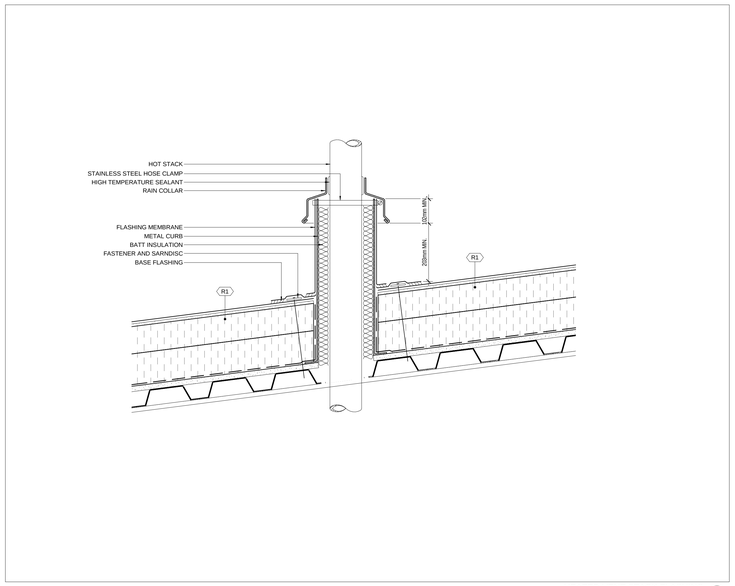

HEATED VENT STACK FLASHING 9
1 : 5

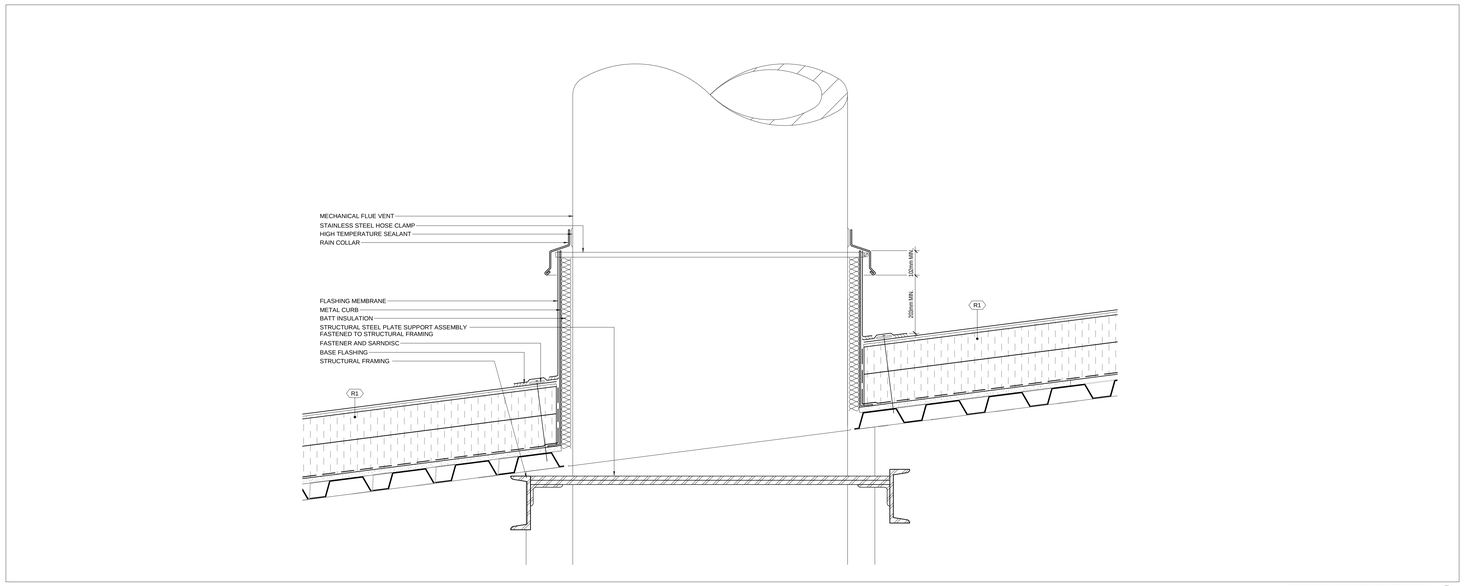

FLUE VENT ROOF PENETRATION 7
1 : 5

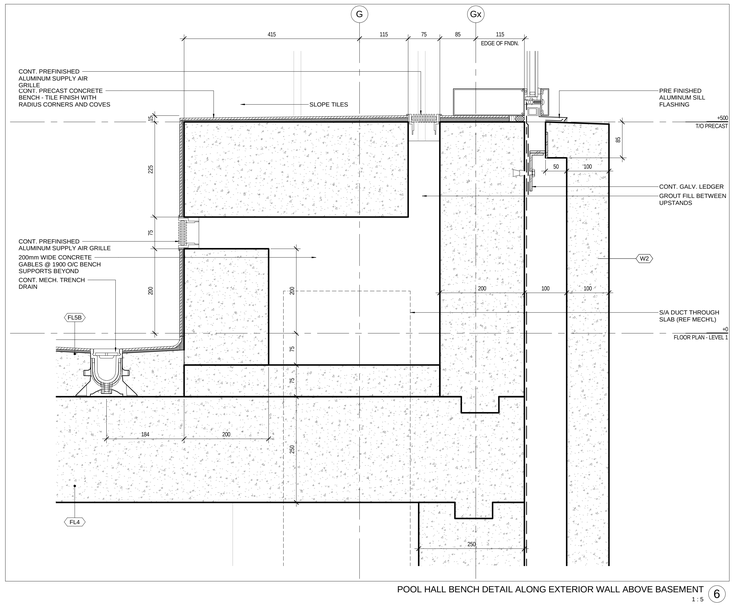

POOL HALL BENCH DETAIL ALONG EXTERIOR WALL ABOVE BASEMENT 6
1 : 5

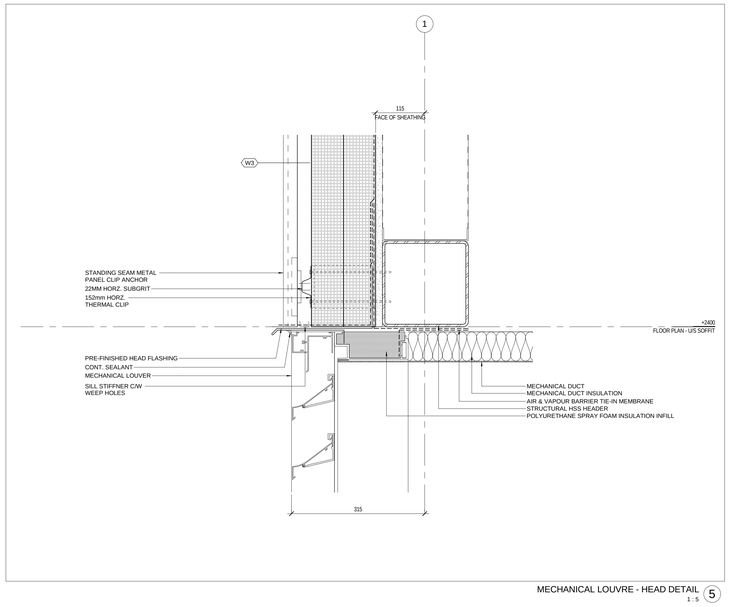

MECHANICAL LOUVRE - HEAD DETAIL 5
1 : 5

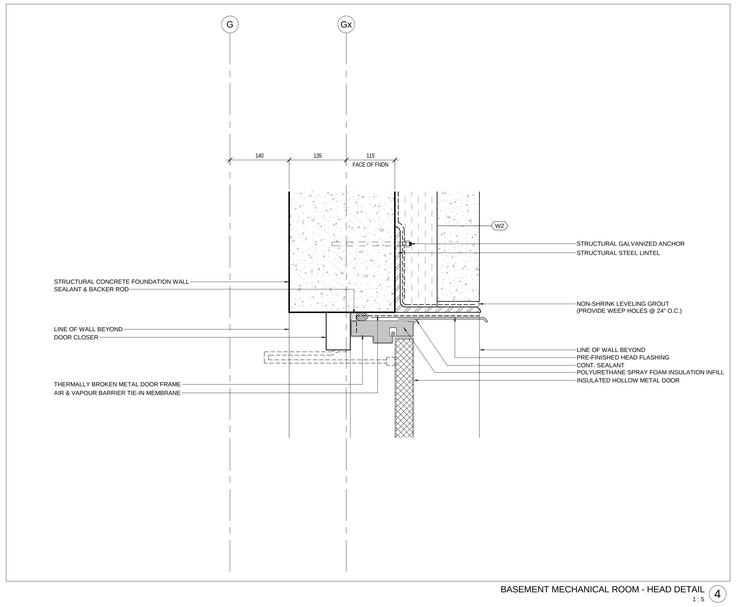

BASEMENT MECHANICAL ROOM - HEAD DETAIL 4
1 : 5

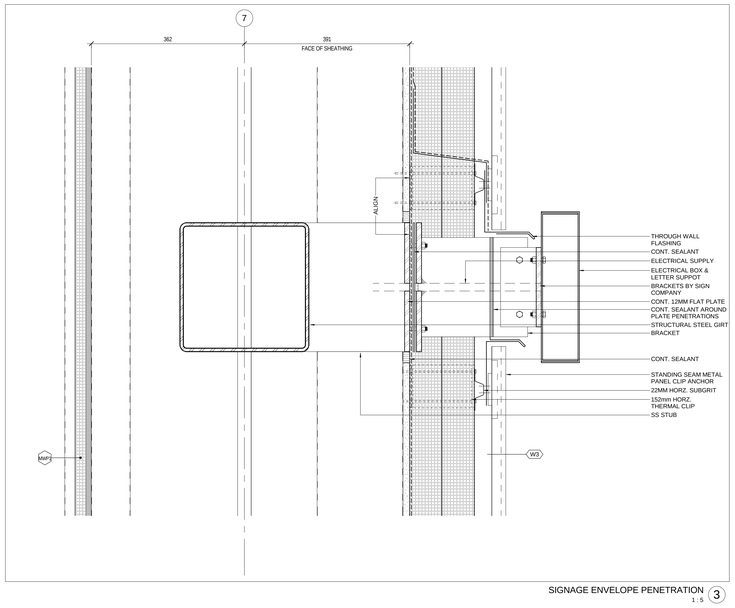

SIGNAGE ENVELOPE PENETRATION 3
1 : 5

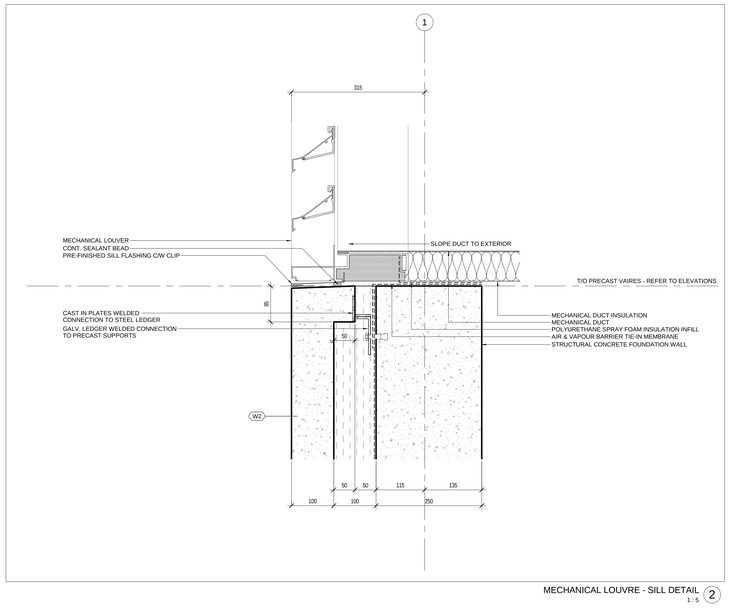

MECHANICAL LOUVRE - SILL DETAIL 2
1 : 5

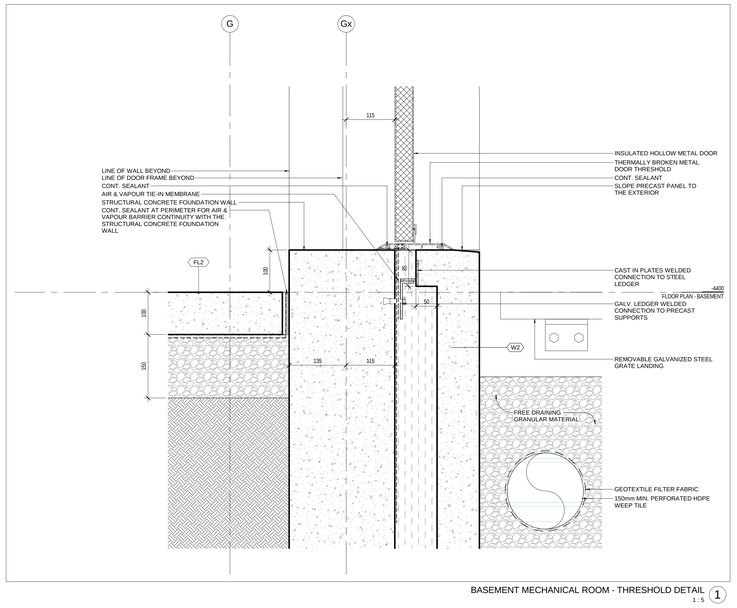

BASEMENT MECHANICAL ROOM - THRESHOLD DETAIL 1
1 : 5

Contractor must check and verify all dimensions on the job, and report any discrepancies to the Architect before proceeding with the work.

Do not scale this drawing.

REVISIONS AND ISSUES

REV	DESCRIPTION	DATE
1	Issued for Tender	2018-03-01

MJMA
maclennan jaunkalns miller architects
425 adelaide street west level 6
toronto ontario m5v 3c1
416 593 6796
www.mjmarchitects.com

TEAL Architects+Planners
1660 Hollis Street, Suite 1101
Halifax, Nova Scotia B3J 1V7
www.tealarchitects.com

CAMPBELL COMEAU ENGINEERING LTD.
STRUCTURAL ENGINEERS
2719 GLADSTONE STREET, SUITE 110
HALIFAX NS, B3K 4W6
T: 902 429 5454 F:902 444 3099

Smith + Andersen
MECHANICAL ENGINEERS
500-4211 Yonge Street
Toronto, Ontario, M2P 2A9
T: 416 487 8151 F: 416 487 9104

Smith + Andersen
ELECTRICAL ENGINEERS
1969 Upper Water Street, Suite 1905
Halifax, Nova Scotia, B3J 3R7
T: 902 440 0981 F: 416 487 9104

Strum Consulting
CIVIL ENGINEERS
Rollside, 1355 Bedford Highway
Bedford, NS B4A 1C5
T: 902 835 5560 F: 902 835 5574

EAST HANTS
We live it!

Municipality of East Hants
Parks, Recreation and Culture
Lloyd E Matheson Centre
15 Commerce Court
Elmsdale, NS B2S 3K5
T: 902 883-7098

KEYPLAN

NORTH ARROW

LICENSED ARCHITECT
THOMAS G EMODI
NOVA SCOTIA ASSOCIATION OF ARCHITECTS

PROJECT TITLE
East Hants Aquatic Centre

Commerce Court, Elmsdale, NS

DRAWING TITLE
SECTION DETAILS – EXTERIOR

SCALE
1 : 5

DATE
2018-03-01

PROJECT NUMBER
1609

DRAWING NUMBER
A333

2018-02-27 4:15:30 PM
BIM 360://1609-EHAC/1609-EHAC-Arch-Cmn-R17.rvt

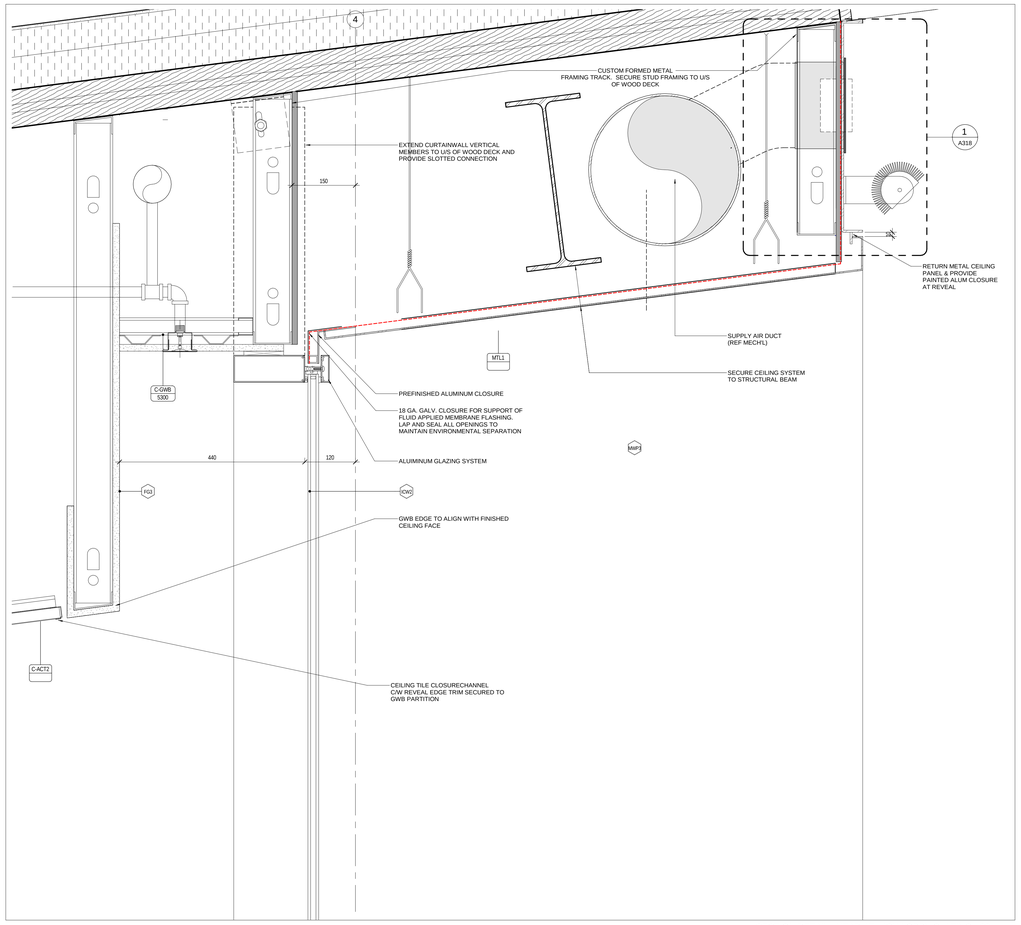

SECTION DETAIL - HEAD AT HIGH LOBBY GLAZING 8
1 : 5

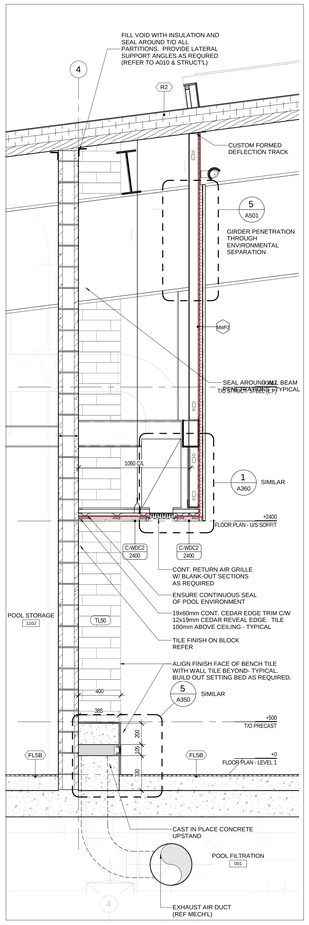

INT. WALL SECTION - GL4 - POOL STORAGE 110J 7
1 : 20

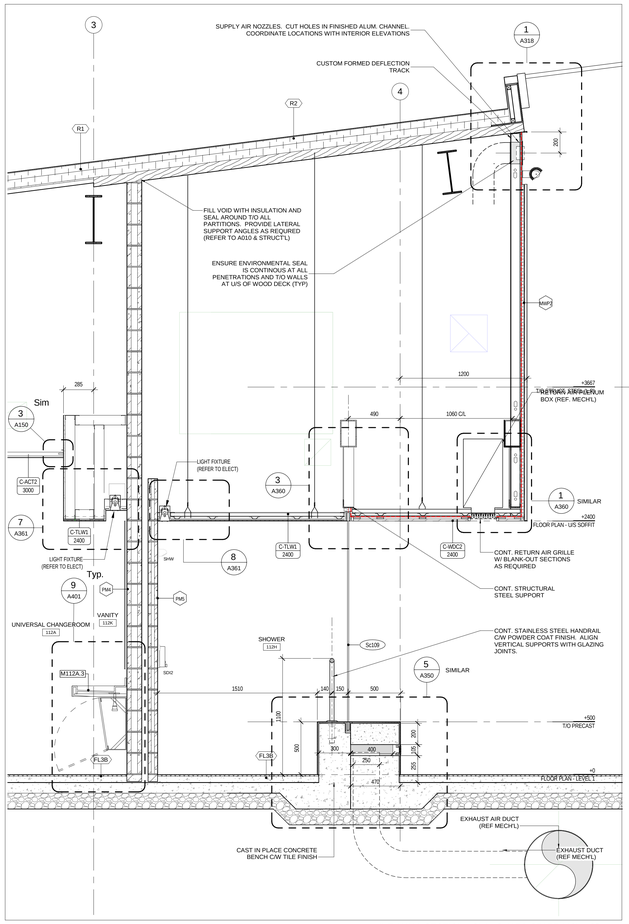

INT. WALL SECTION - GL4 - GUARD STAFF 112H 6
1 : 20

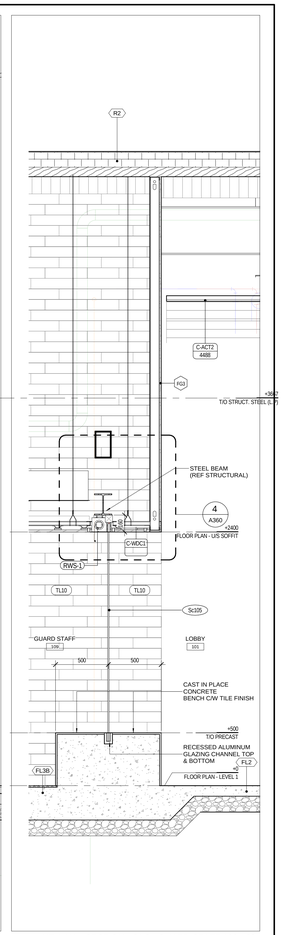

INT. WALL SECTION - GLC - GUARD STAFF 109 4
1 : 20

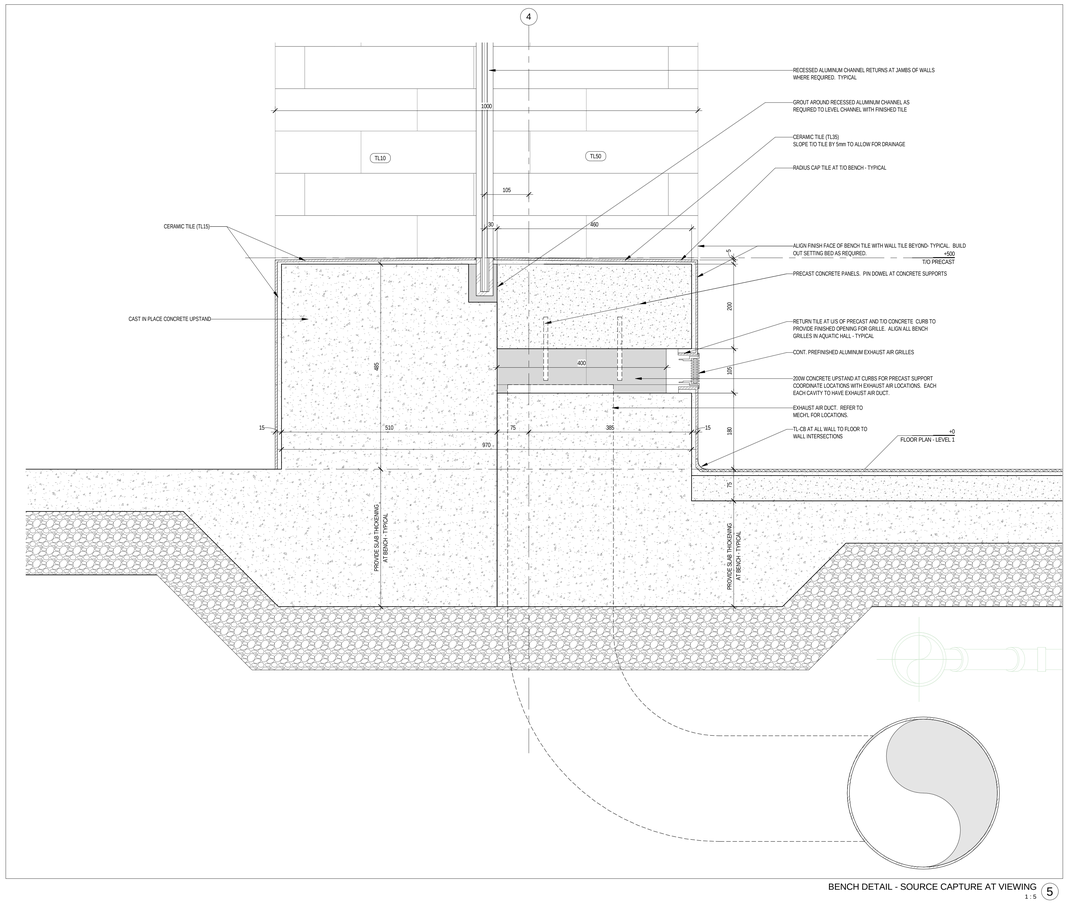

BENCH DETAIL - SOURCE CAPTURE AT VIEWING 5
1 : 5

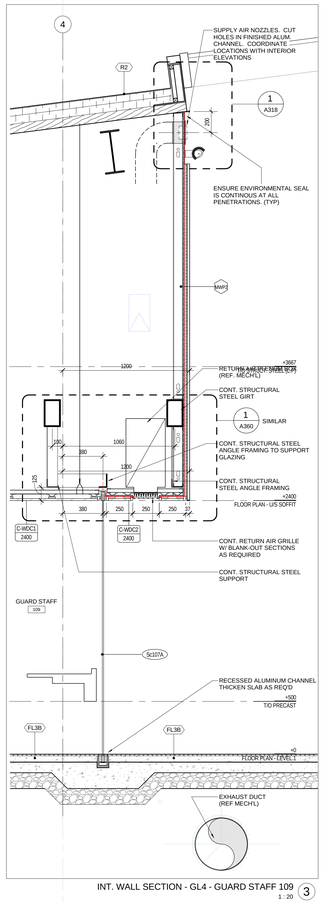

INT. WALL SECTION - GL4 - GUARD STAFF 109 3
1 : 20

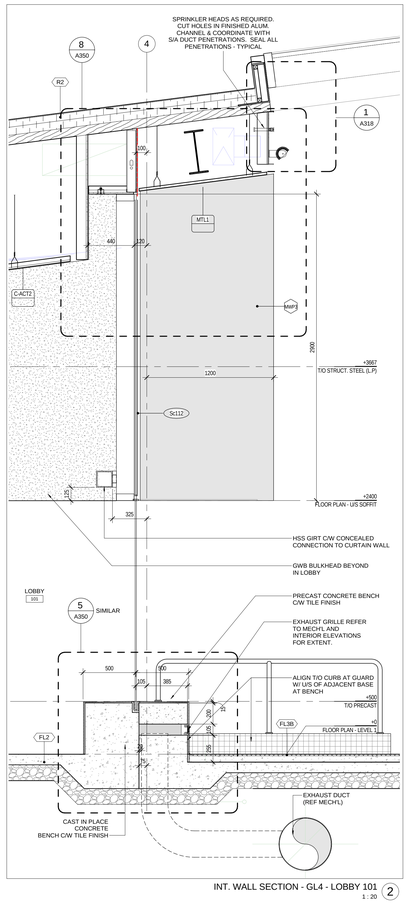

INT. WALL SECTION - GL4 - LOBBY 101 2
1 : 20

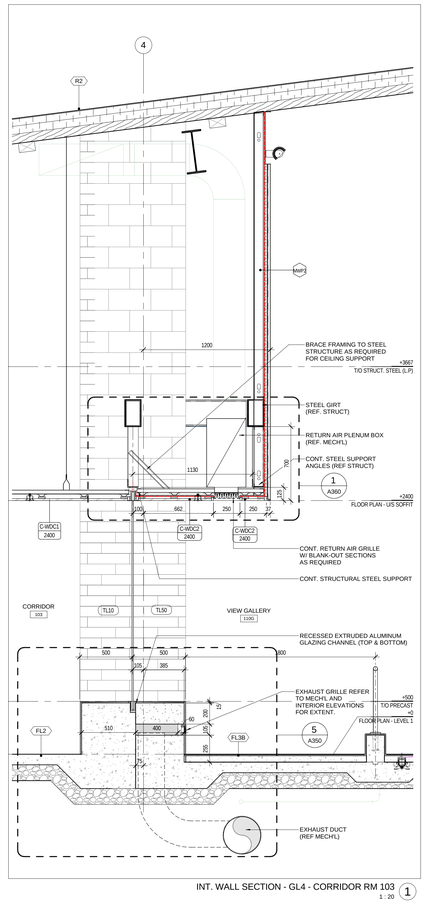

INT. WALL SECTION - GL4 - CORRIDOR RM 103 1
1 : 20

Contractor must check and verify all dimensions on the job, and report any discrepancies to the Architect before proceeding with the work.

Do not scale this drawing.

REVISIONS AND ISSUES

REV	DESCRIPTION	DATE
1	Issued for Tender	2018-03-01

MJMA
maclennan jaunkalns miller architects
425 adelaide street west level 6
toronto ontario m5v 3c1
416 593 6796
www.mjmarchitects.com

TEAL Architects+Planners
1660 Hollis Street, Suite 1101
Halifax, Nova Scotia B3J 1V7
www.tealarchitects.com

CAMPBELL COMEAU ENGINEERING LTD.
STRUCTURAL ENGINEERS
2719 GLADSTONE STREET, SUITE 110
HALIFAX NS, B3K 4W6
T: 902 429 5454 F:902 444 3099

Smith + Andersen
MECHANICAL ENGINEERS
500-4211 Yonge Street
Toronto, Ontario, M2P 2A9
T: 416 487 8151 F: 416 487 9104

Smith + Andersen
ELECTRICAL ENGINEERS
1969 Upper Water Street, Suite 1905
Halifax, Nova Scotia, B3J 3R7
T: 902 440 0981 F: 416 487 9104

Strum Consulting
CIVIL ENGINEERS
Rollside, 1355 Bedford Highway
Bedford, NS B4A 1C5
T: 902 835 5560 F: 902 835 5574

EAST HANTS
We live it!

Municipality of East Hants
Parks, Recreation and Culture
Lloyd E Matheson Centre
15 Commerce Court
Elmsdale, NS B2S 3K5
T: 902 883-7098

KEYPLAN

NORTH ARROW

LICENSED ARCHITECT
THOMAS G EMODI
NOVA SCOTIA ASSOCIATION OF ARCHITECTS

PROJECT TITLE
East Hants Aquatic Centre
Commerce Court, Elmsdale, NS

DRAWING TITLE
WALL SECTIONS - INTERIOR

SCALE
As indicated

DATE
2018-03-01

PROJECT NUMBER
1609

DRAWING NUMBER
A350

2018-02-27 4:15:45 PM
BIM 360://1609-EHAC/1609-EHAC-Arch-Cmn-R17.rvt

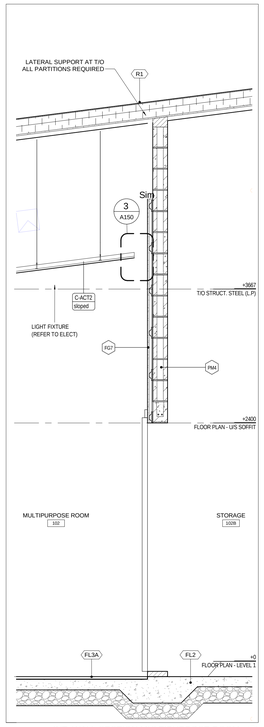

INT. WALL SECTION MULTIPURPOSE ROOM 10
1 : 20

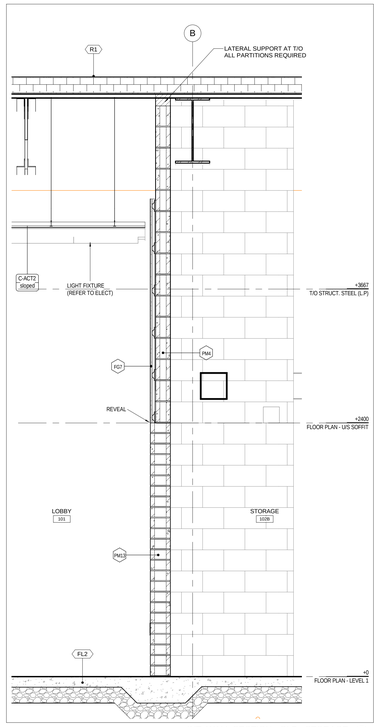

INT. WALL SECTION - GLB - STORAGE 9
1 : 20

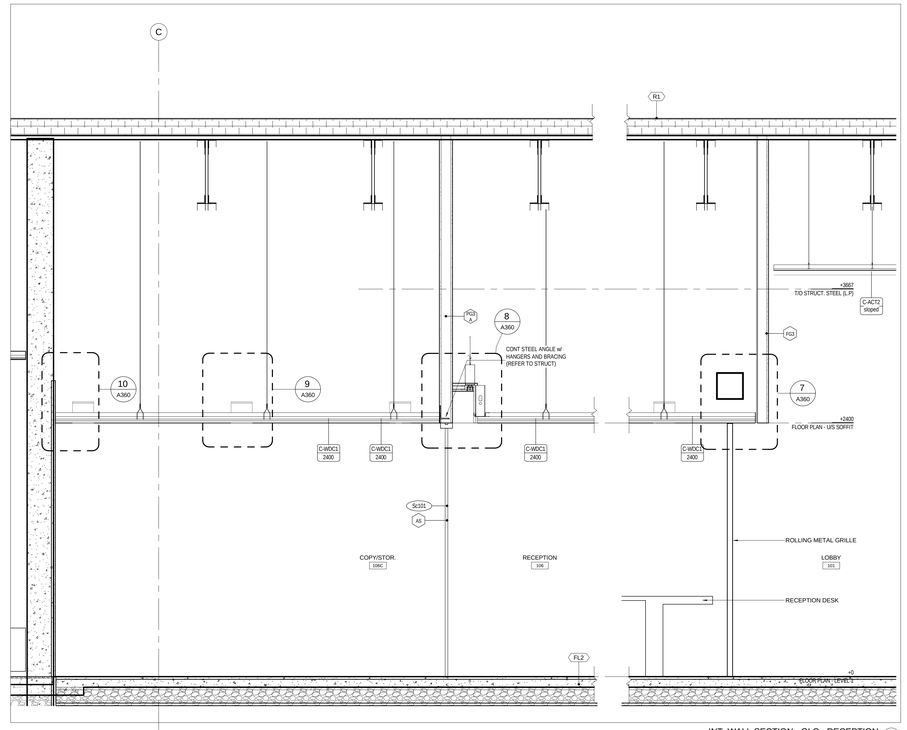

INT. WALL SECTION - GLC - RECEPTION 8
1 : 20

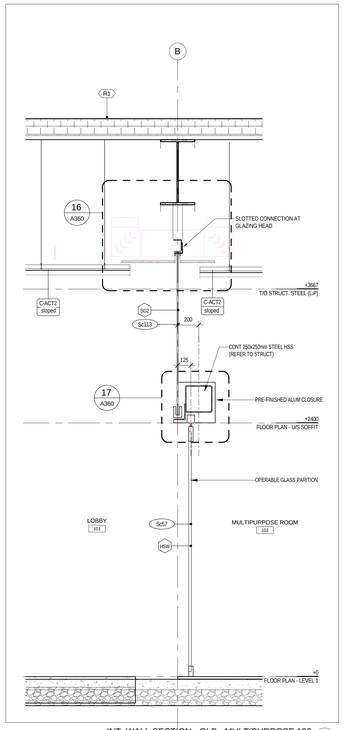

INT. WALL SECTION - GLB - MULTIPURPOSE 102 7
1 : 20

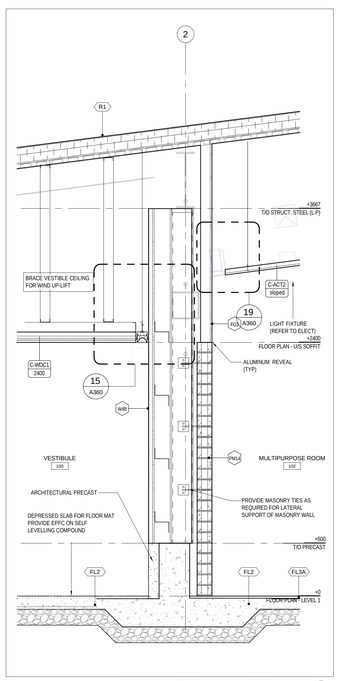

INT. WALL SECTION - GL2 - VESTIBULE 100 6
1 : 20

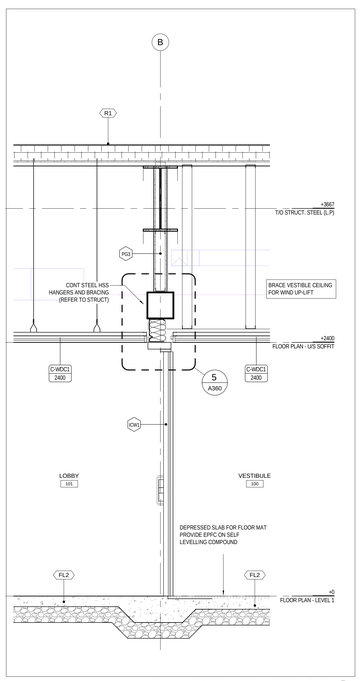

INT. WALL SECTION - GLB - VESTIBULE 100 5
1 : 20

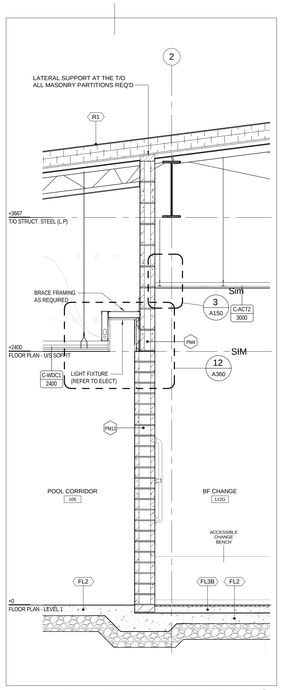

INT. WALL SECTION - GL2 - BF CHANGE 112G 4
1 : 20

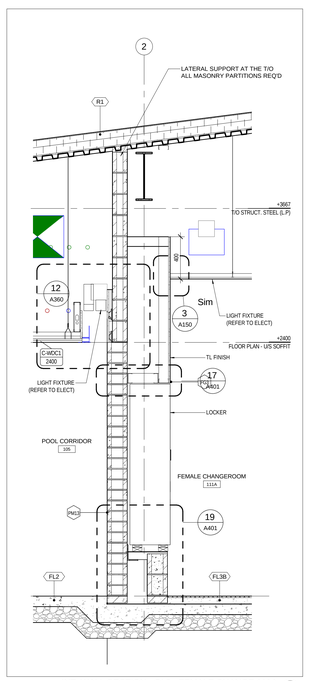

INT. WALL SECTION - GL2 - FEMALE CHANGE 111A 3
1 : 20

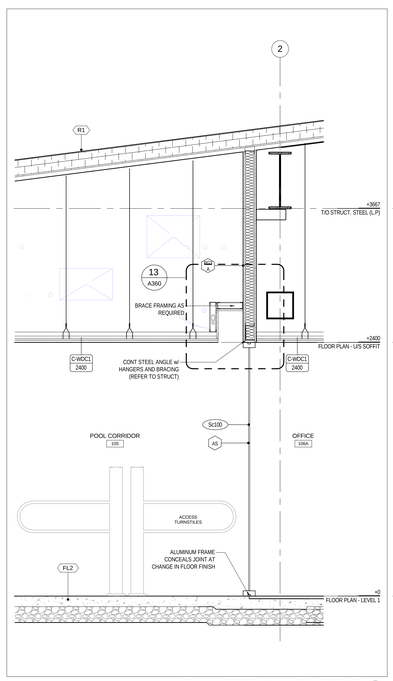

INT. WALL SECTION - GL2 - POOL CORR 105 2
1 : 20

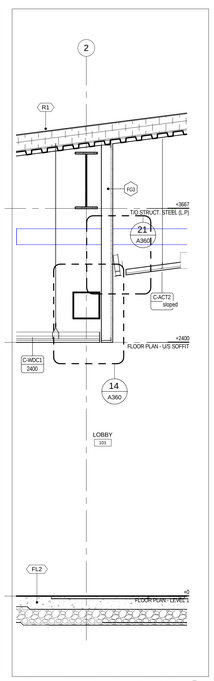

INT. WALL SECTION - GL2 - LOBBY 101 1
1 : 20

2018-03-27 4:15:48 PM
BM \\$DL/1609-EAAC/1609-EAAC-Arch-CAD-817.rvt

Contractor must check and verify all dimensions on the job, and report any discrepancies to the Architect before proceeding with the work.

Do not scale this drawing.

REVISIONS AND ISSUES

REV	DESCRIPTION	DATE
1	Issued for Tender	2018-03-01

MJMA
maclennan jaunkalns miller architects
425 adelaide street west level 6
toronto ontario m5v 3c1
416 593 6796
www.mjmarchitects.com

TEAL Architects+Planners
1660 Hollis Street, Suite 1101
Halifax, Nova Scotia B3J 1V7
www.tealarchitects.com

CAMPBELL COMEAU ENGINEERING LTD.
STRUCTURAL ENGINEERS
2719 GLADSTONE STREET, SUITE 110
HALIFAX NS, B3K 4W6
T: 902 429 5454 F:902 444 3099

Smith + Andersen
MECHANICAL ENGINEERS
500-4211 Yonge Street
Toronto, Ontario, M2P 2A9
T: 416 487 8151 F: 416 487 9104

Smith + Andersen
ELECTRICAL ENGINEERS
1969 Upper Water Street, Suite 1905
Halifax, Nova Scotia, B3J 3R7
T: 902 440 0981 F: 416 487 9104

Strum Consulting
CIVIL ENGINEERS
Rolliside, 1355 Bedford Highway
Bedford, NS B4A 1C5
T: 902 835 5560 F: 902 835 5574

EAST HANTS
We live it!

Municipality of East Hants
Parks, Recreation and Culture
Lloyd E Matheson Centre
15 Commerce Court
Elmsdale, NS B2S 3K5
T: 902 883-7098

KEYPLAN

NORTH ARROW

LICENSED ARCHITECT
THOMAS G DAGGO
NOVA SCOTIA ASSOCIATION OF ARCHITECTS

PROJECT TITLE
East Hants Aquatic Centre
Commerce Court, Elmsdale, NS

DRAWING TITLE
WALL SECTIONS – INTERIOR

SCALE
1 : 20

DATE
2018-03-01

PROJECT NUMBER
1609

DRAWING NUMBER
A351

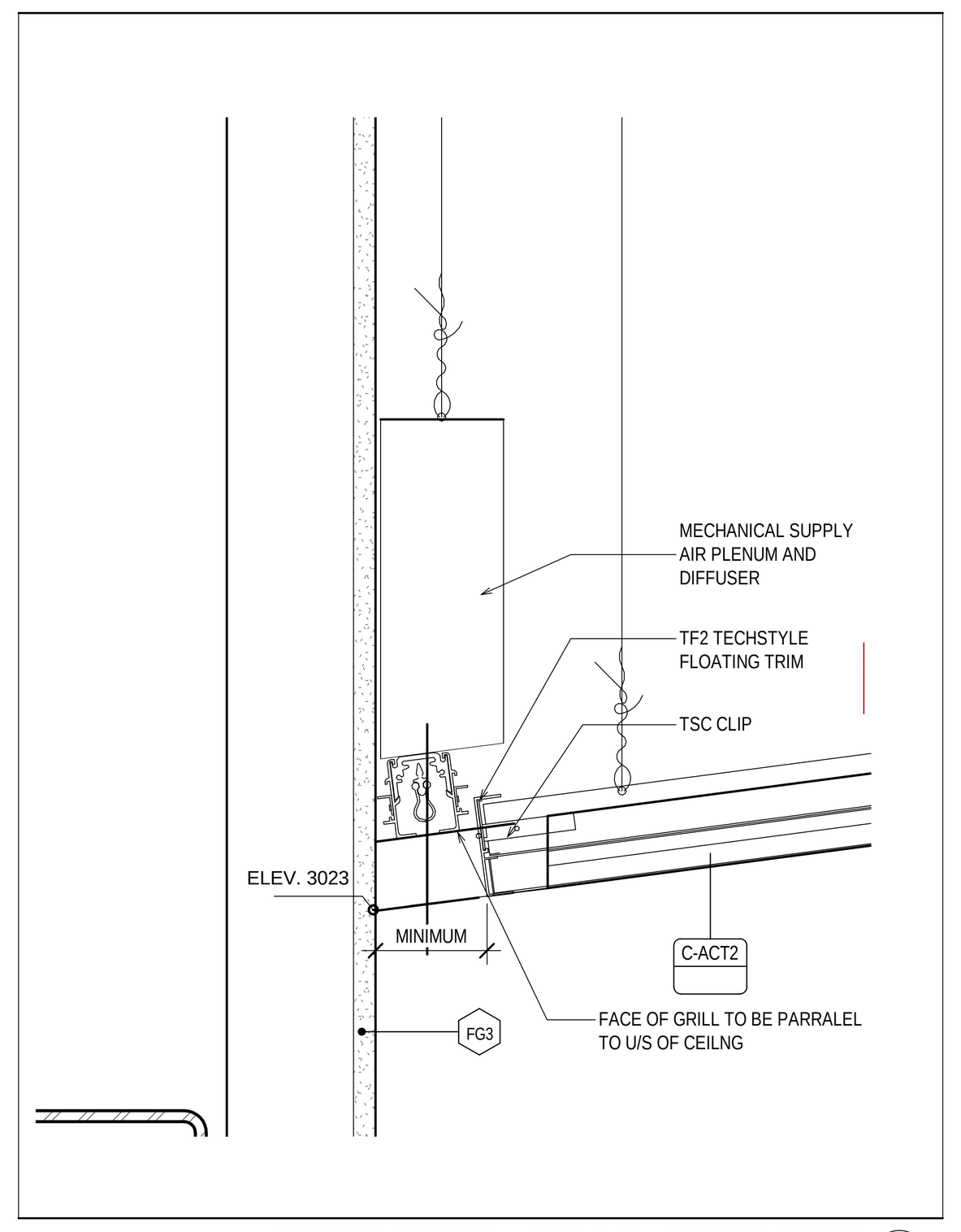

SECTION DETAIL - CEILING - WEST LOBBY 1 : 5 (21)

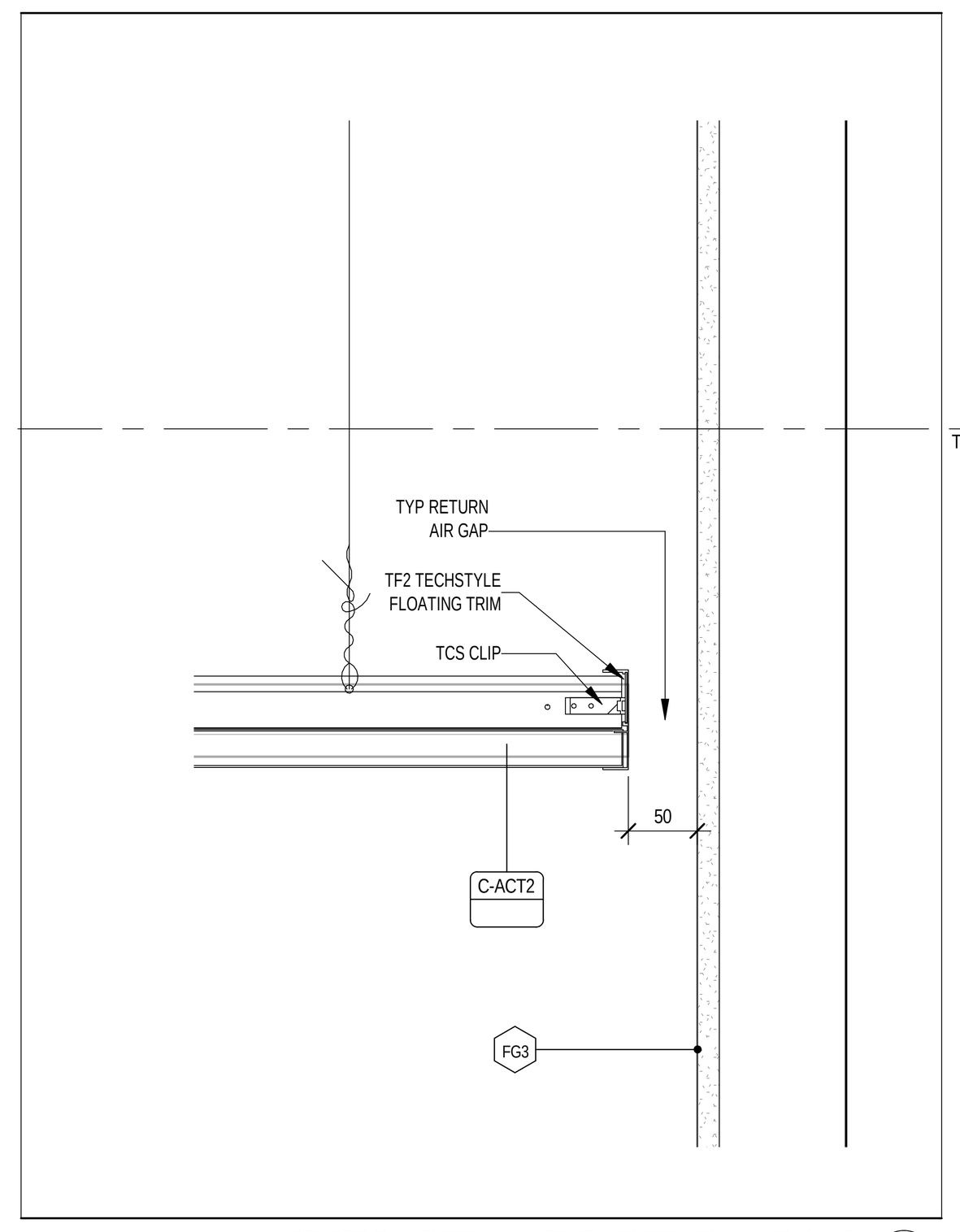

SECTION DETAIL - TYP. RETURN AIR GAP 1 : 5 (20)

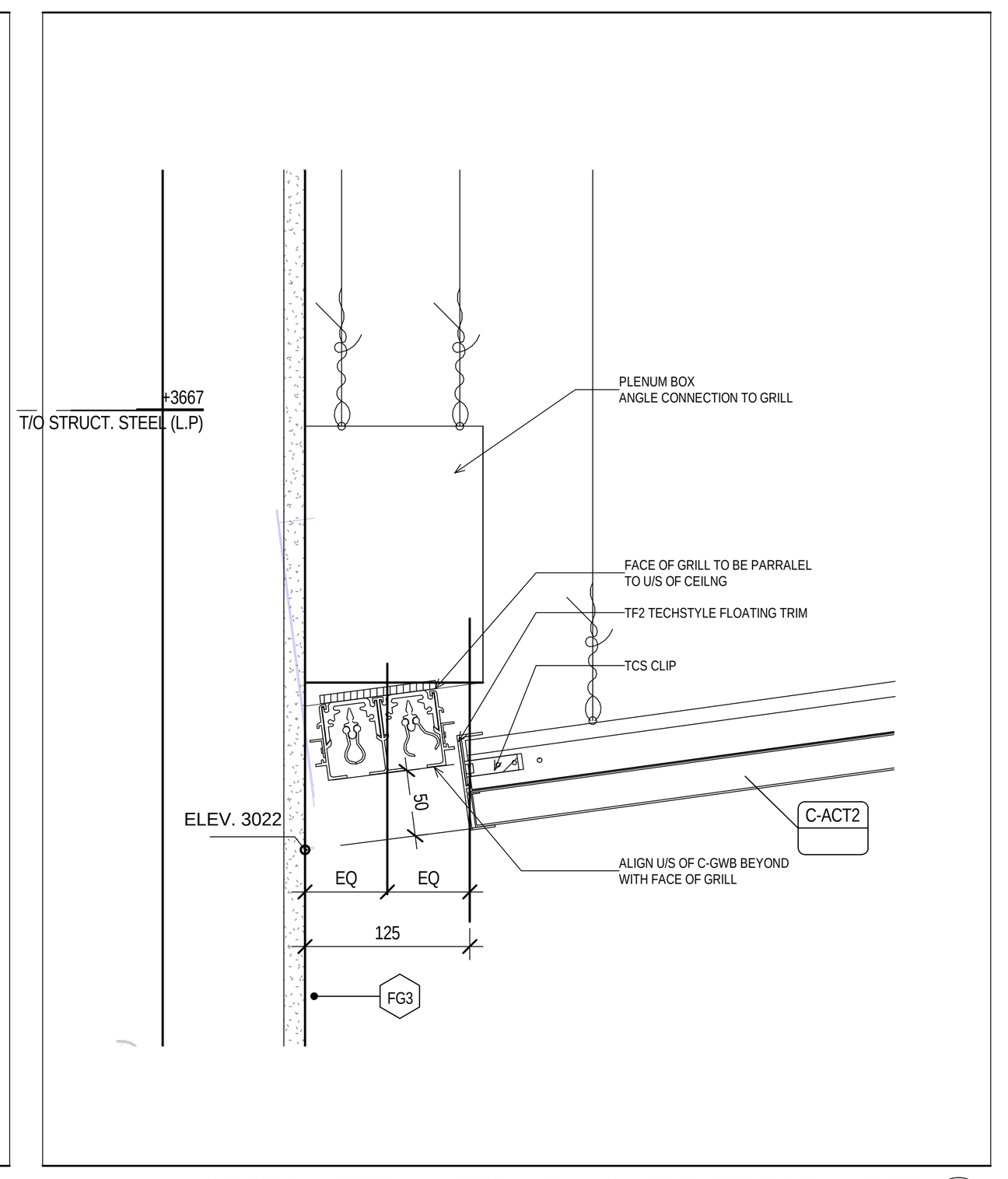

SECTION DETAIL - CEILING - MULTI-PURPOSE - WEST 1 : 5 (19)

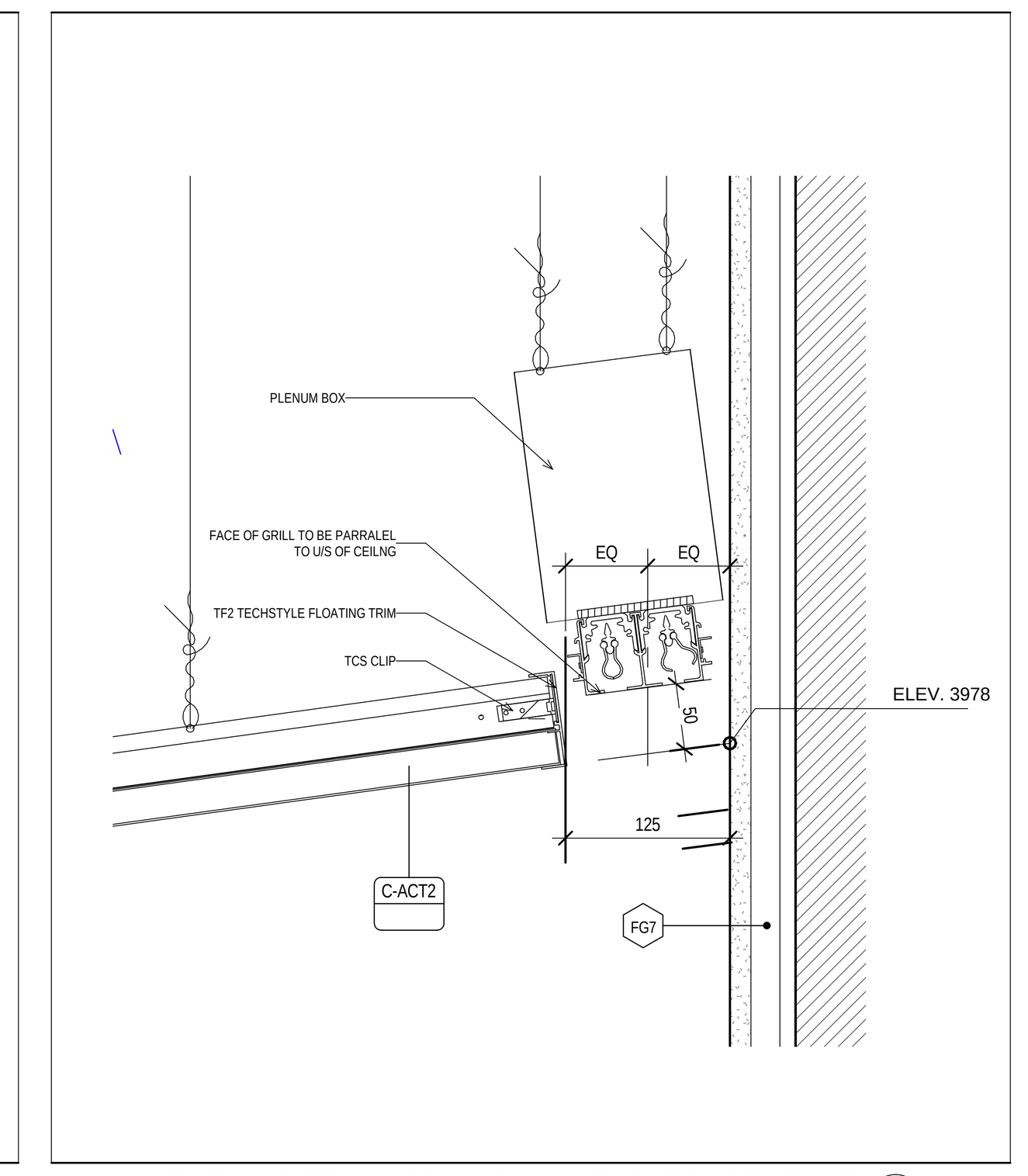

SECTION DETAIL - CEILING - MULTI-PURPOSE - EAST 1 : 5 (18)

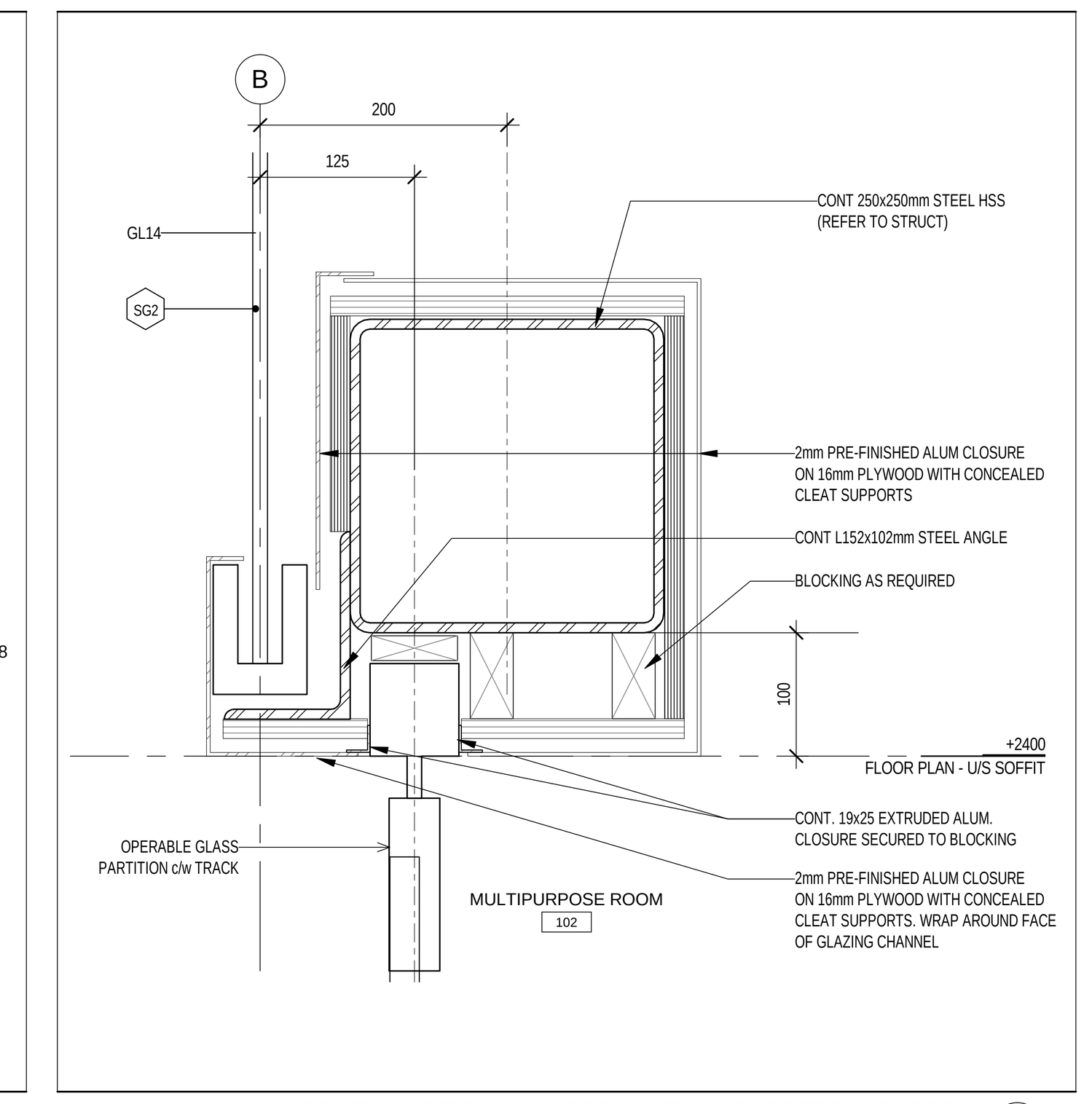

SECTION DETAIL - OPERABLE GL PARTITION SYSTEM 1 : 5 (17)

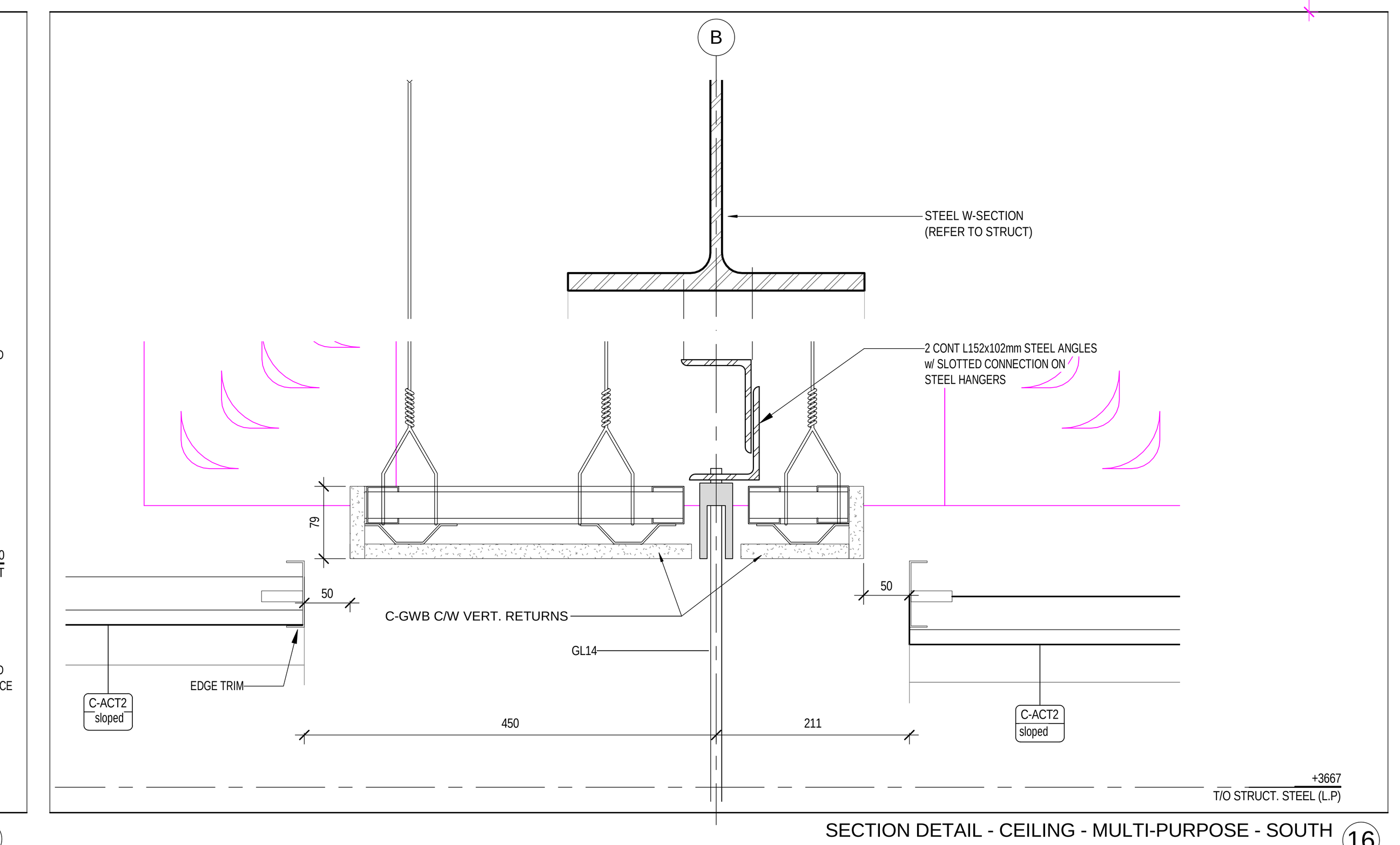

SECTION DETAIL - CEILING - MULTI-PURPOSE - SOUTH 1 : 5 (16)

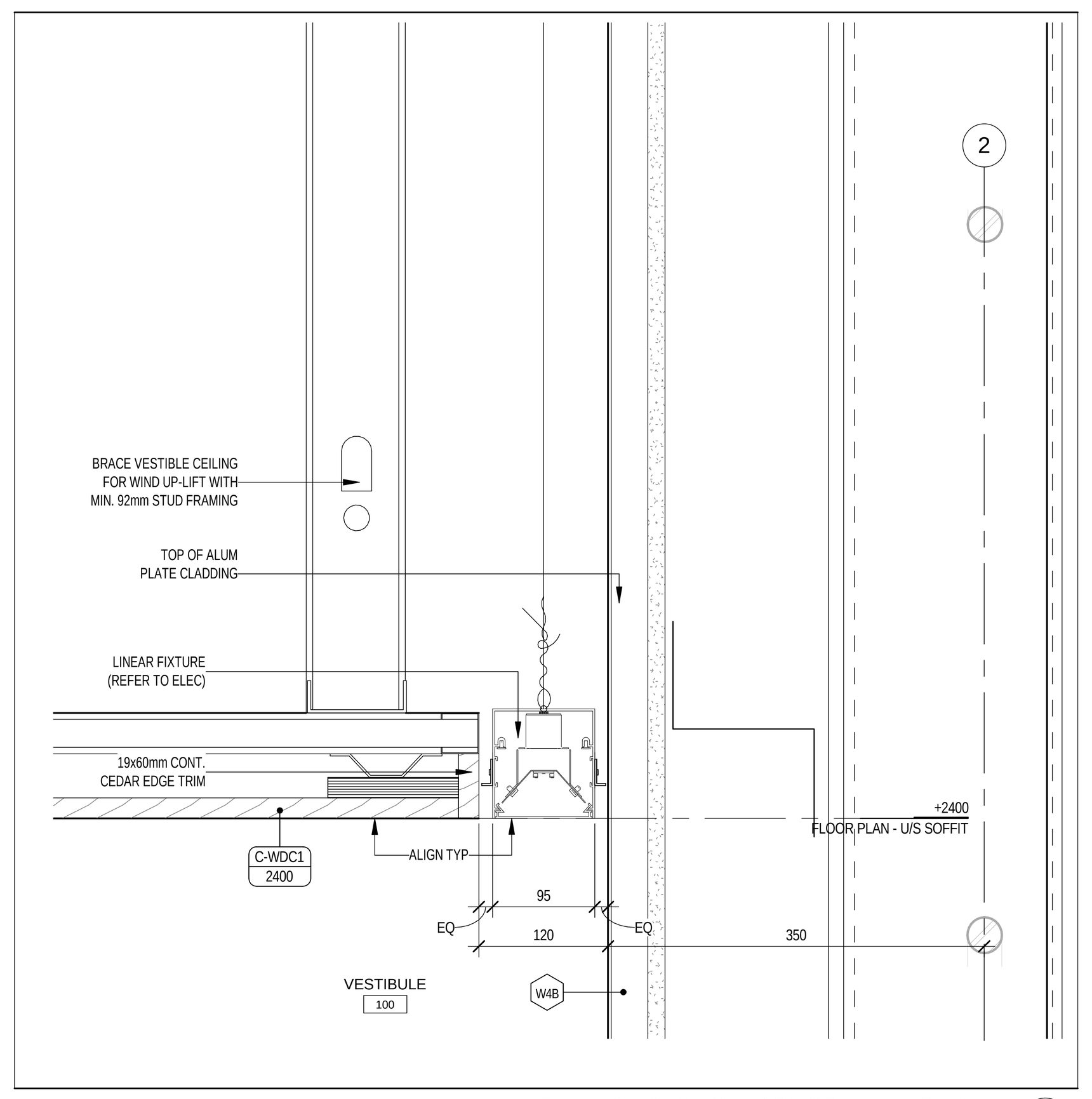

CEILING - GL2 - C-WDC1 COVE - VESTIBULE 1 : 5 (15)

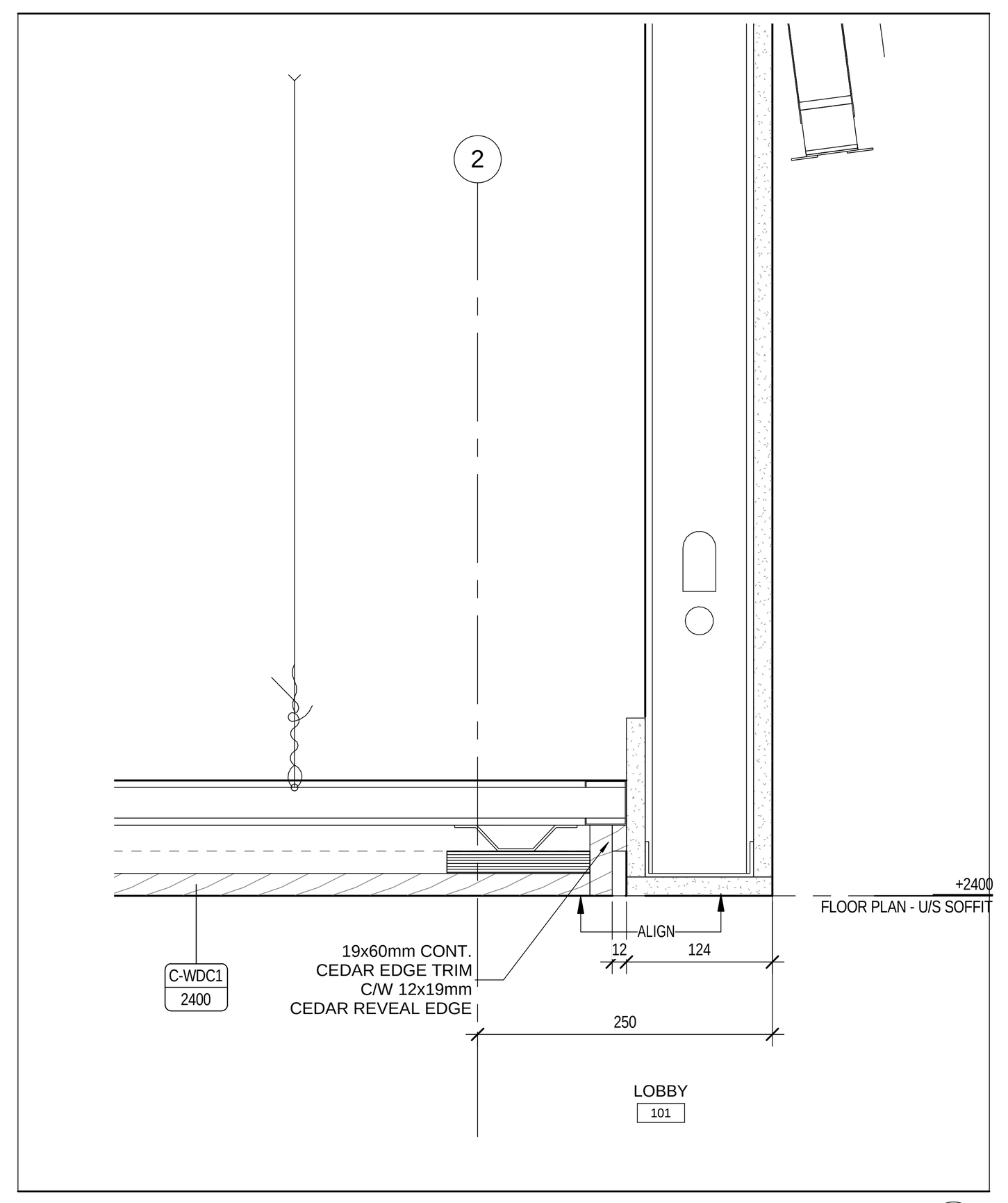

CEILING - GL2 - C-WDC1 TO GWB - LOBBY 1 : 5 (14)

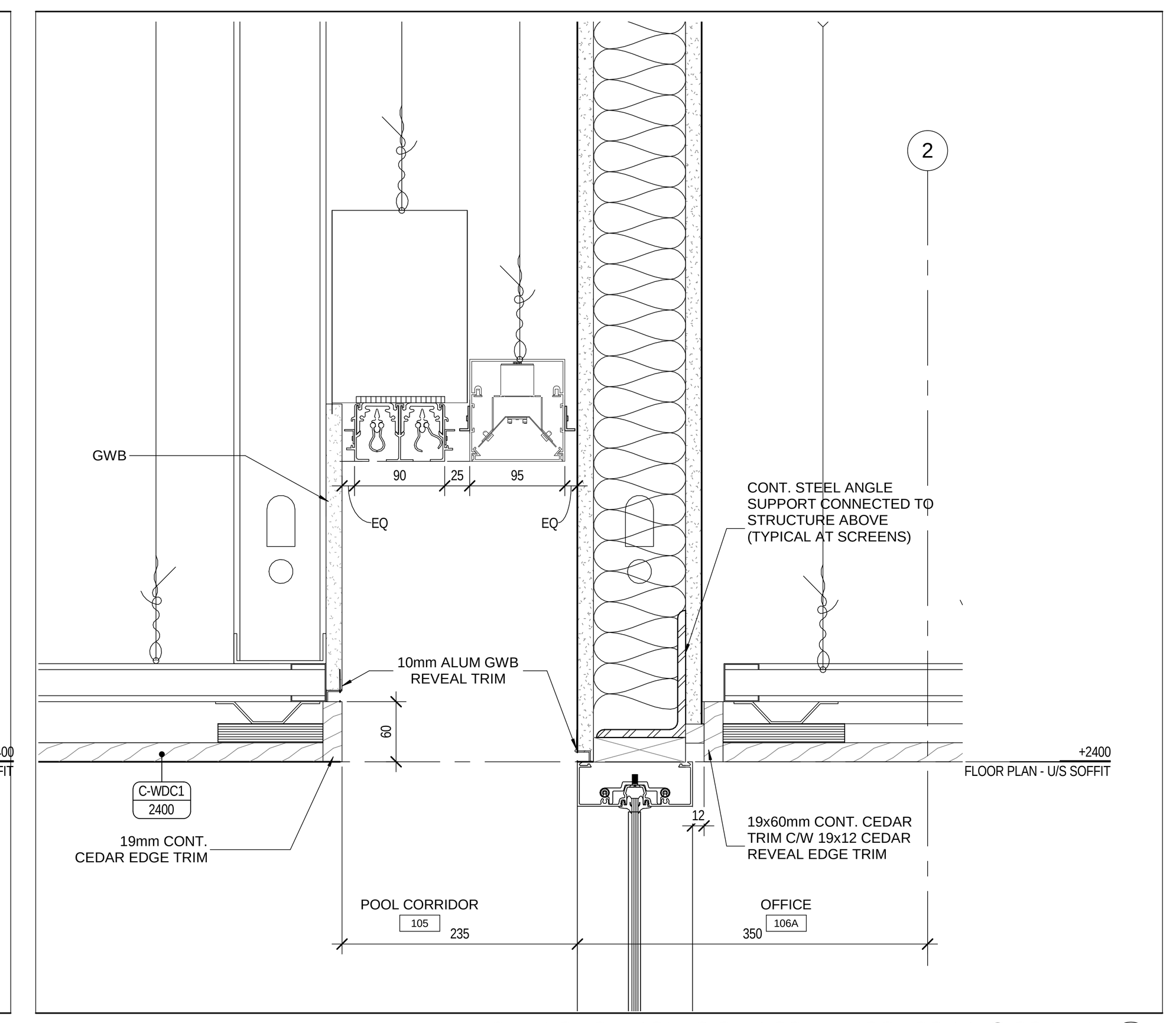

CEILING - C-WDC1 TO GWB COVE - POOL CORR. @ SCREEN 1 : 5 (13)

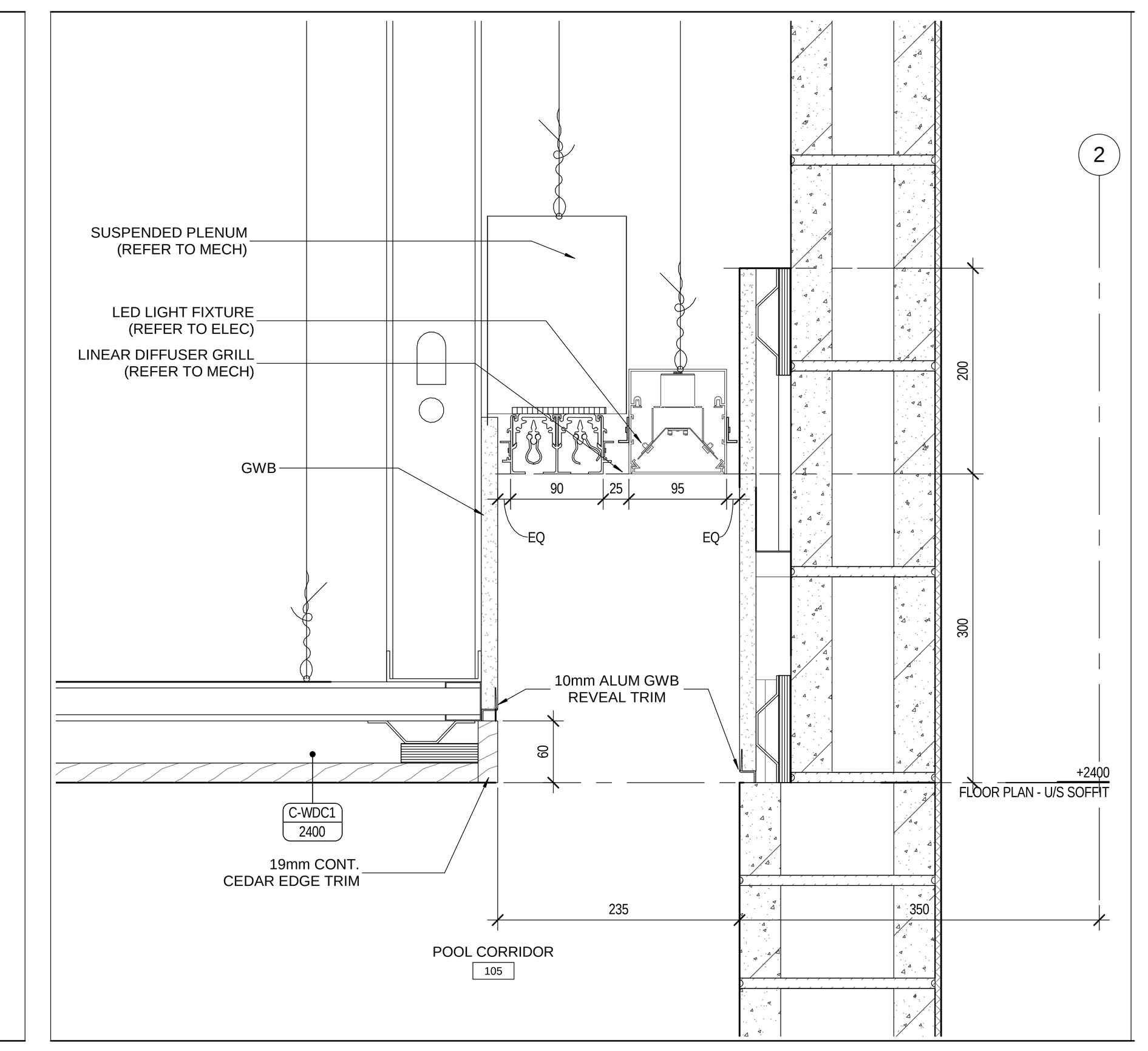

CEILING - C-WDC1 TO GWB COVE - POOL CORR. 1 : 5 (12)

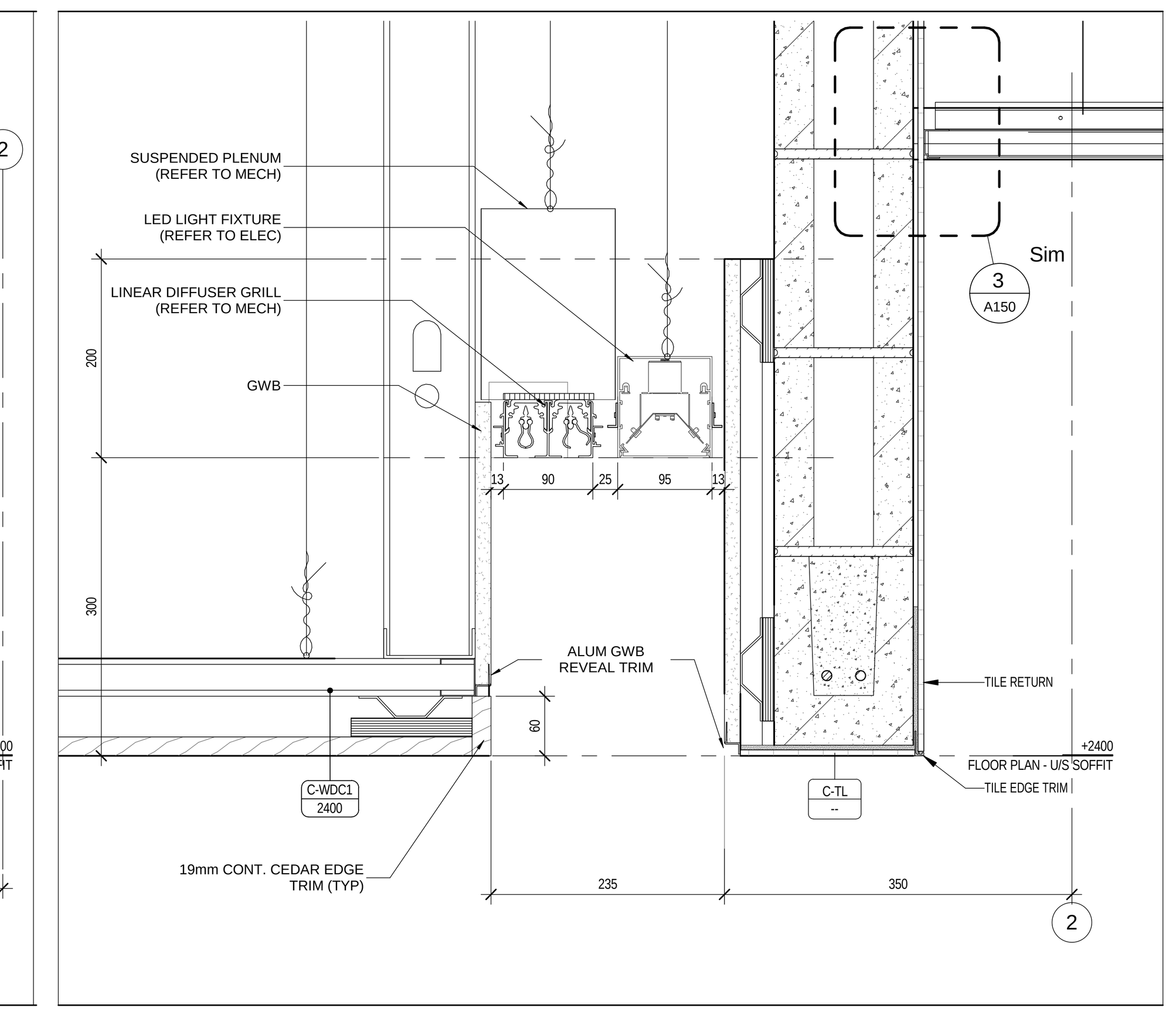

CEILING - C-WDC1 TO GWB COVE- CHANGE ENTRY 1 : 5 (11)

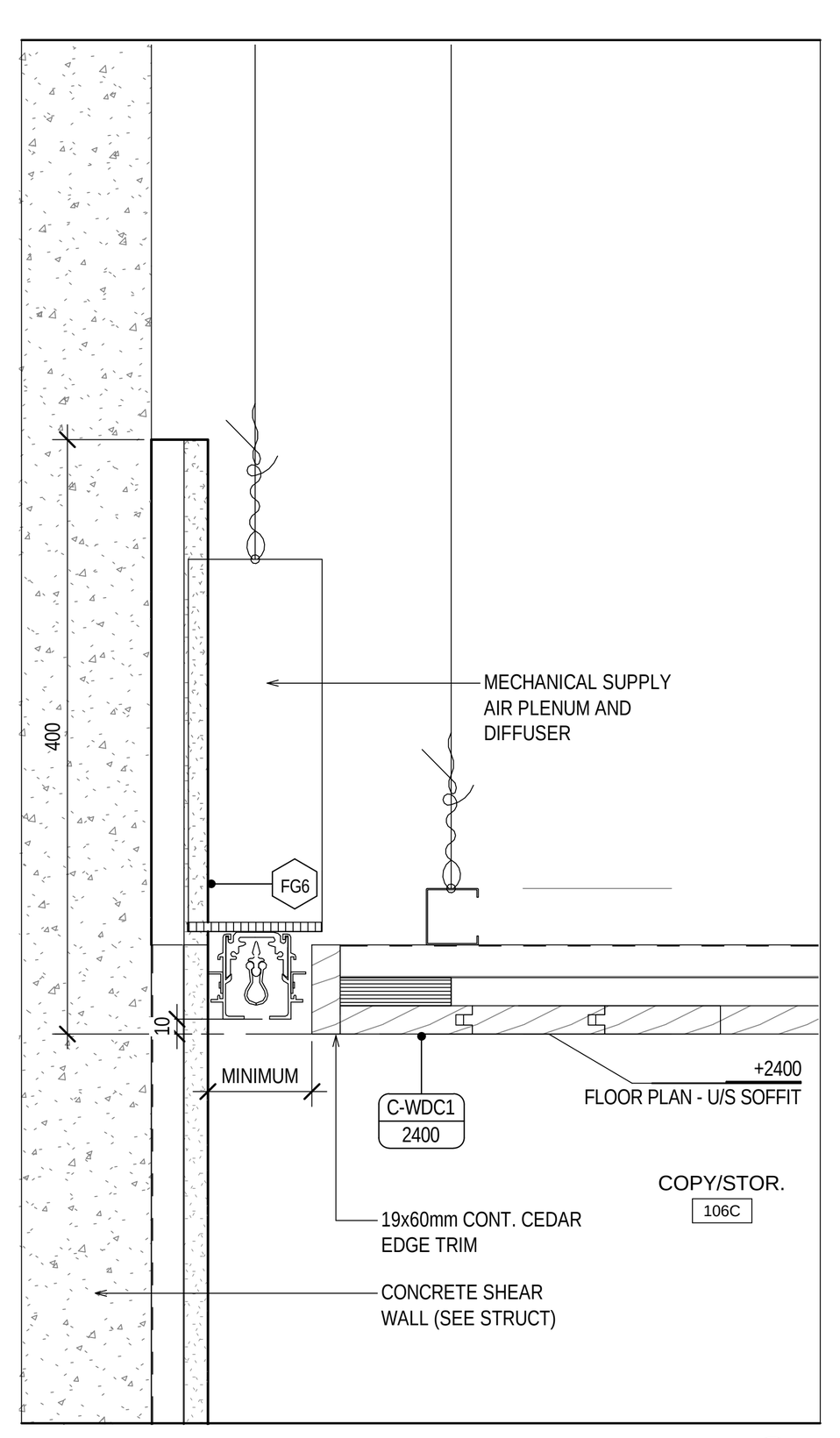

SECTION DETAIL - WDC1 @ DIFFUSER 1 : 5 (10)

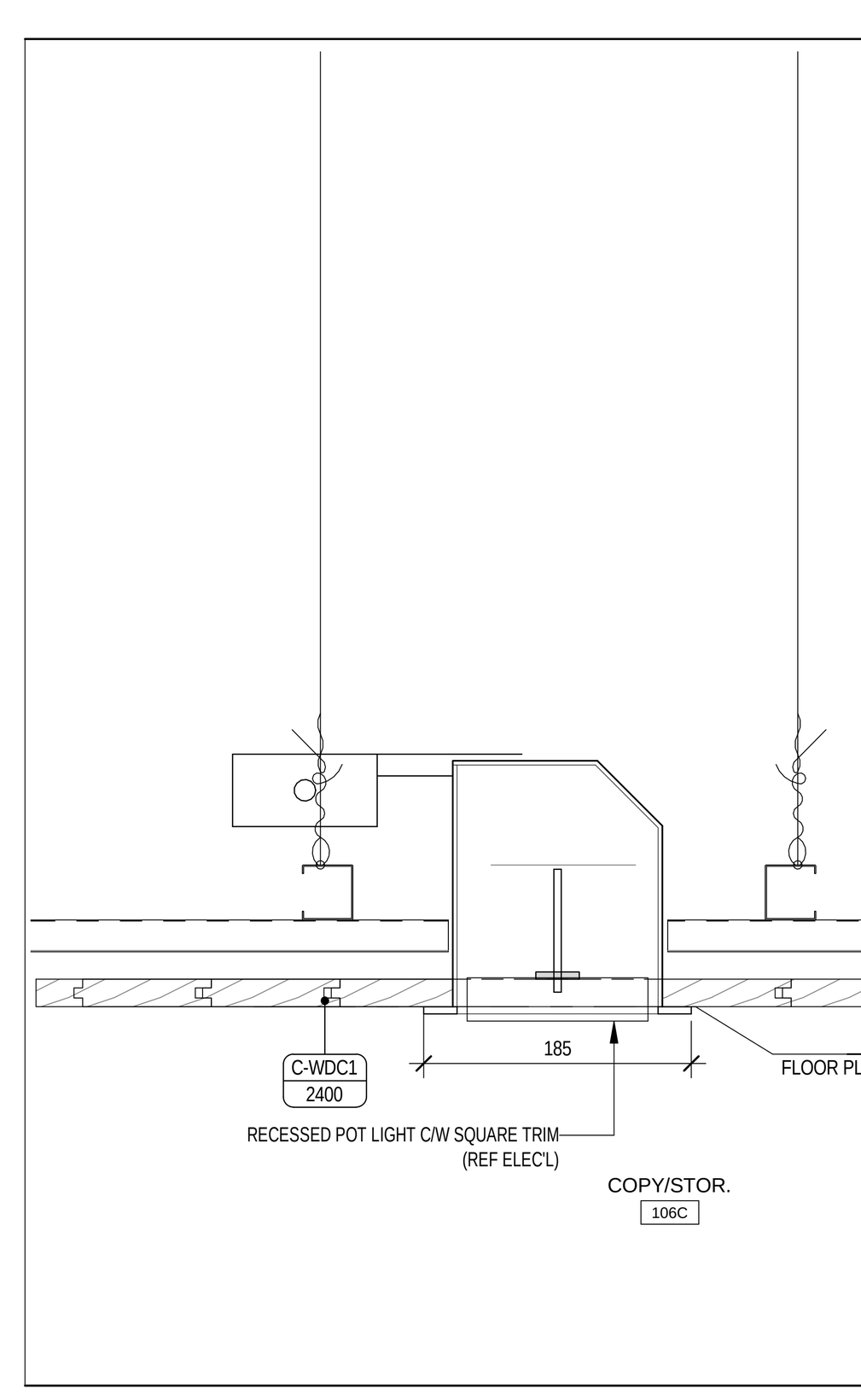

SECTION DETAIL - RECESSED LIGHT AT WOOD CEILING 1 : 5 (9)

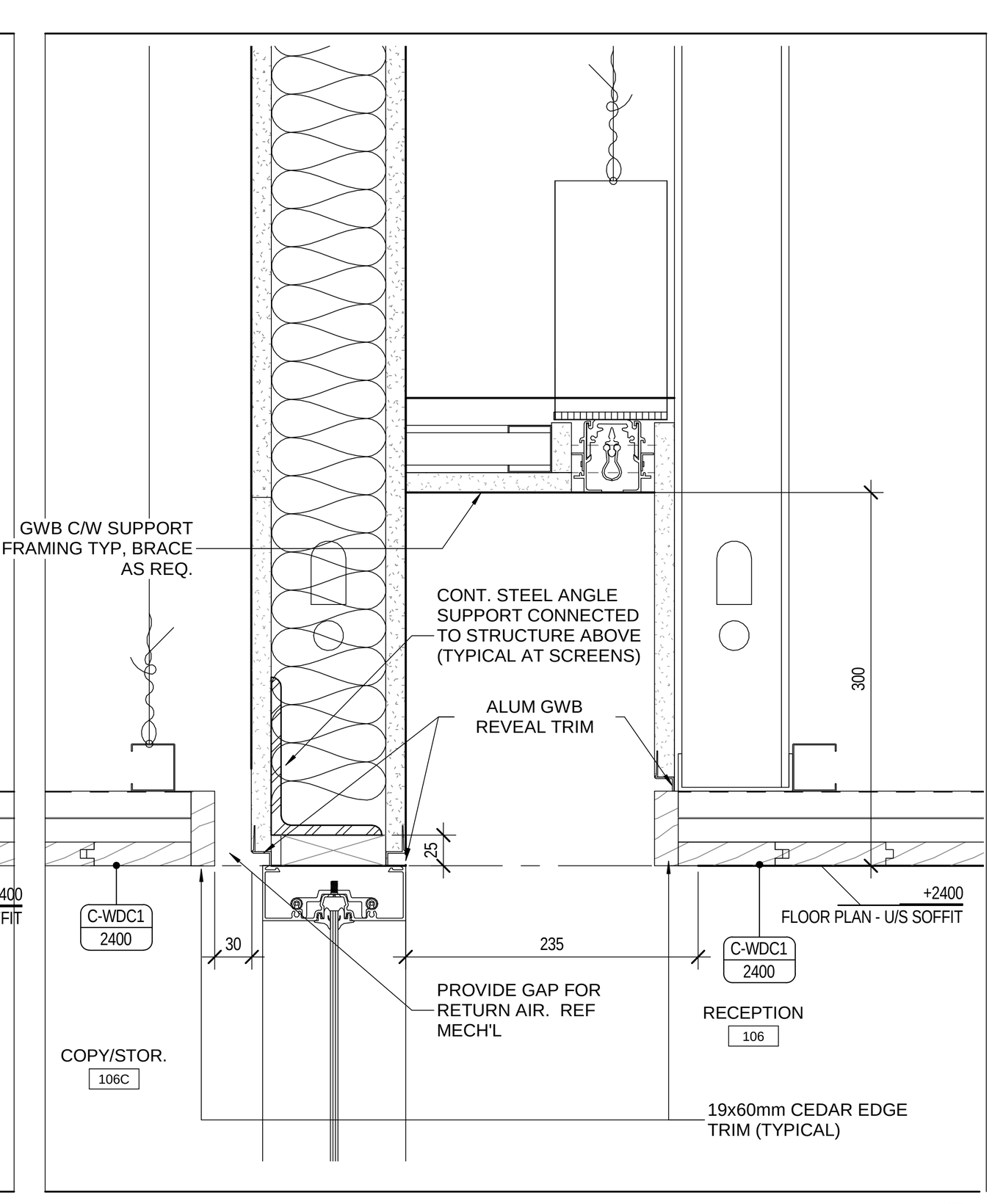

CEILING - C-WDC1 TO AS RECEPTION 1 : 5 (8)

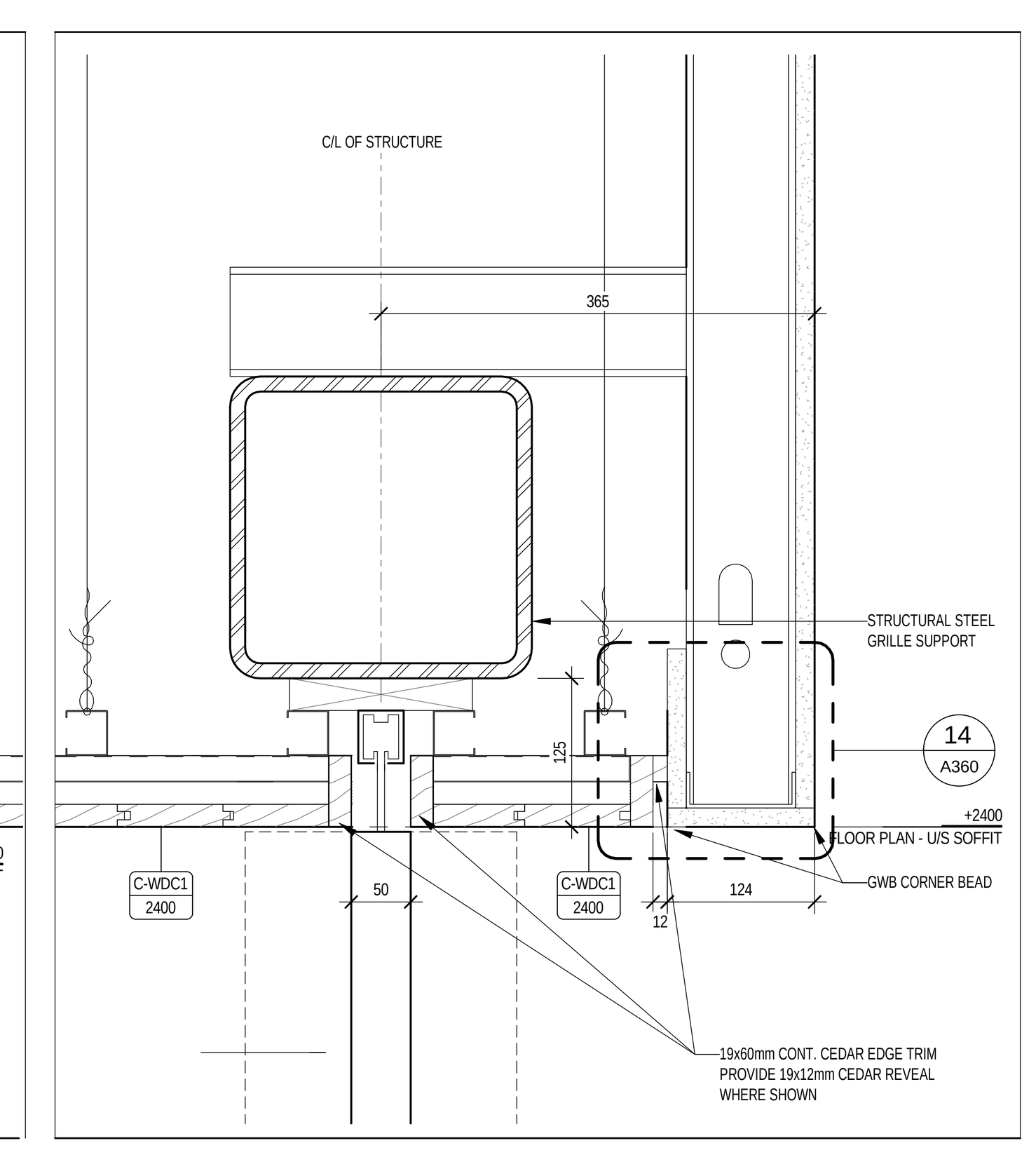

SECTION DETAIL - SLIDING GRILLE AT RECEPTION 1 : 5 (7)

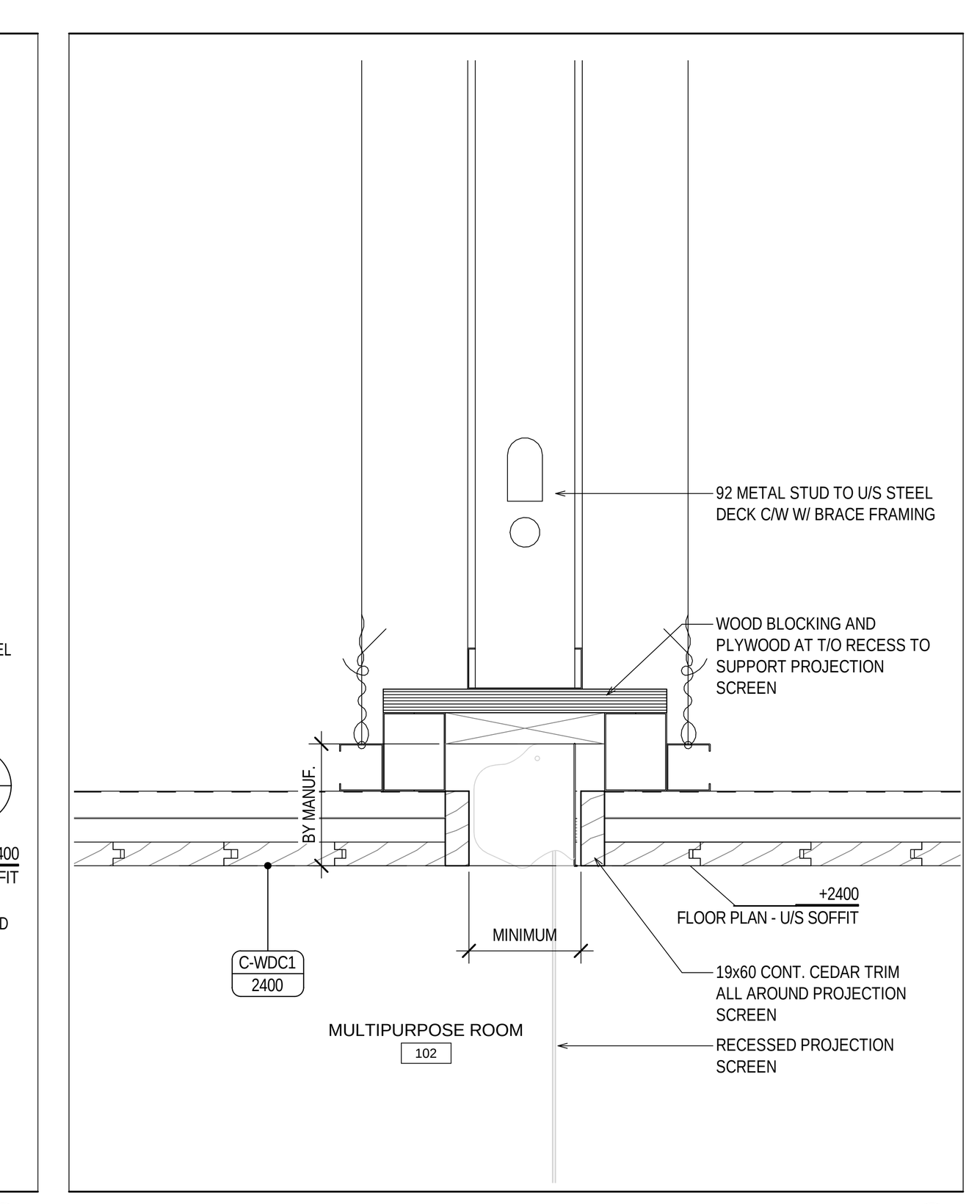

SECTION DETAIL - RECESSED PROJECTION SCREEN 1 : 5 (6)

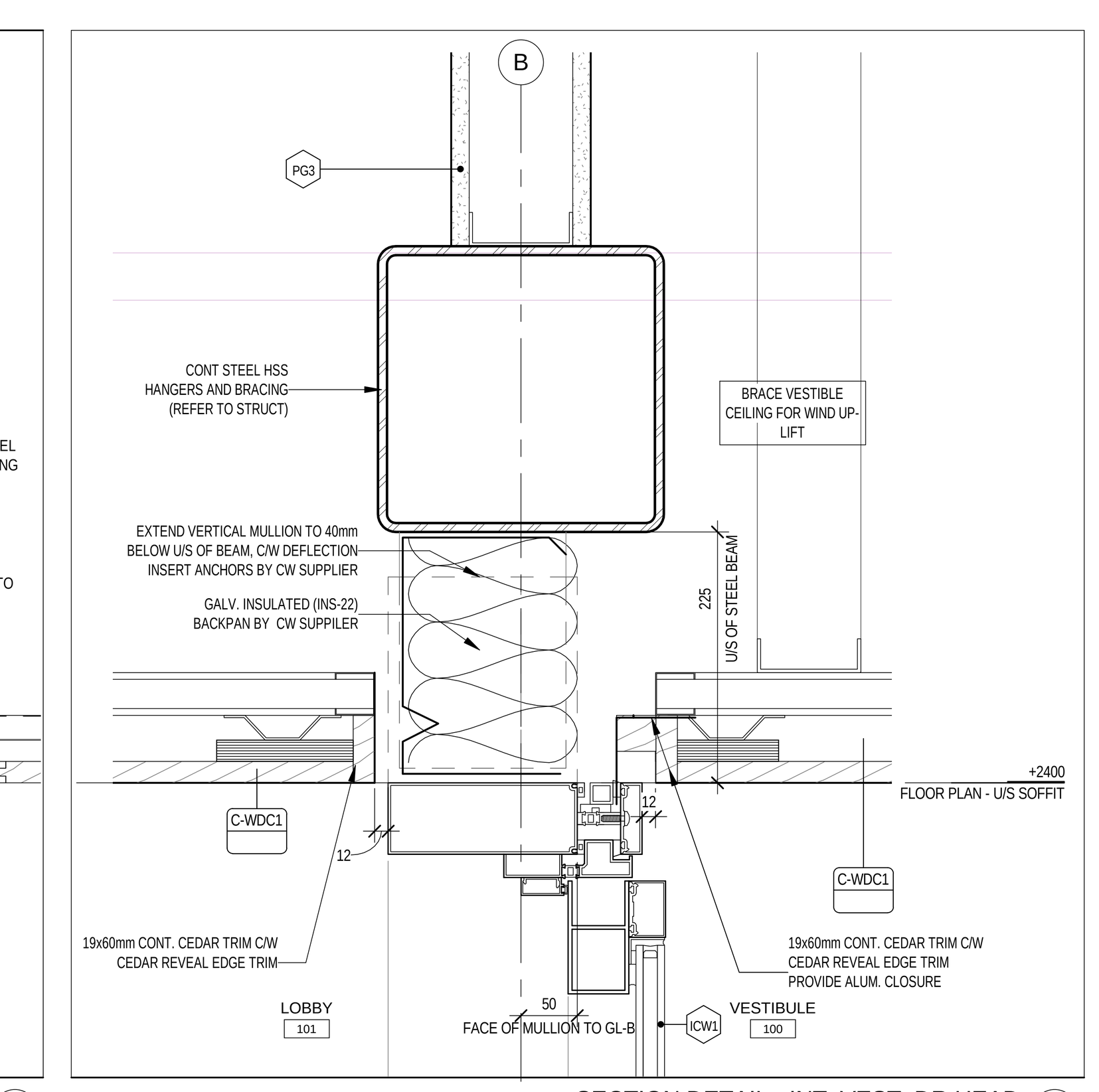

SECTION DETAIL - INT. VEST. DR HEAD 1 : 5 (5)

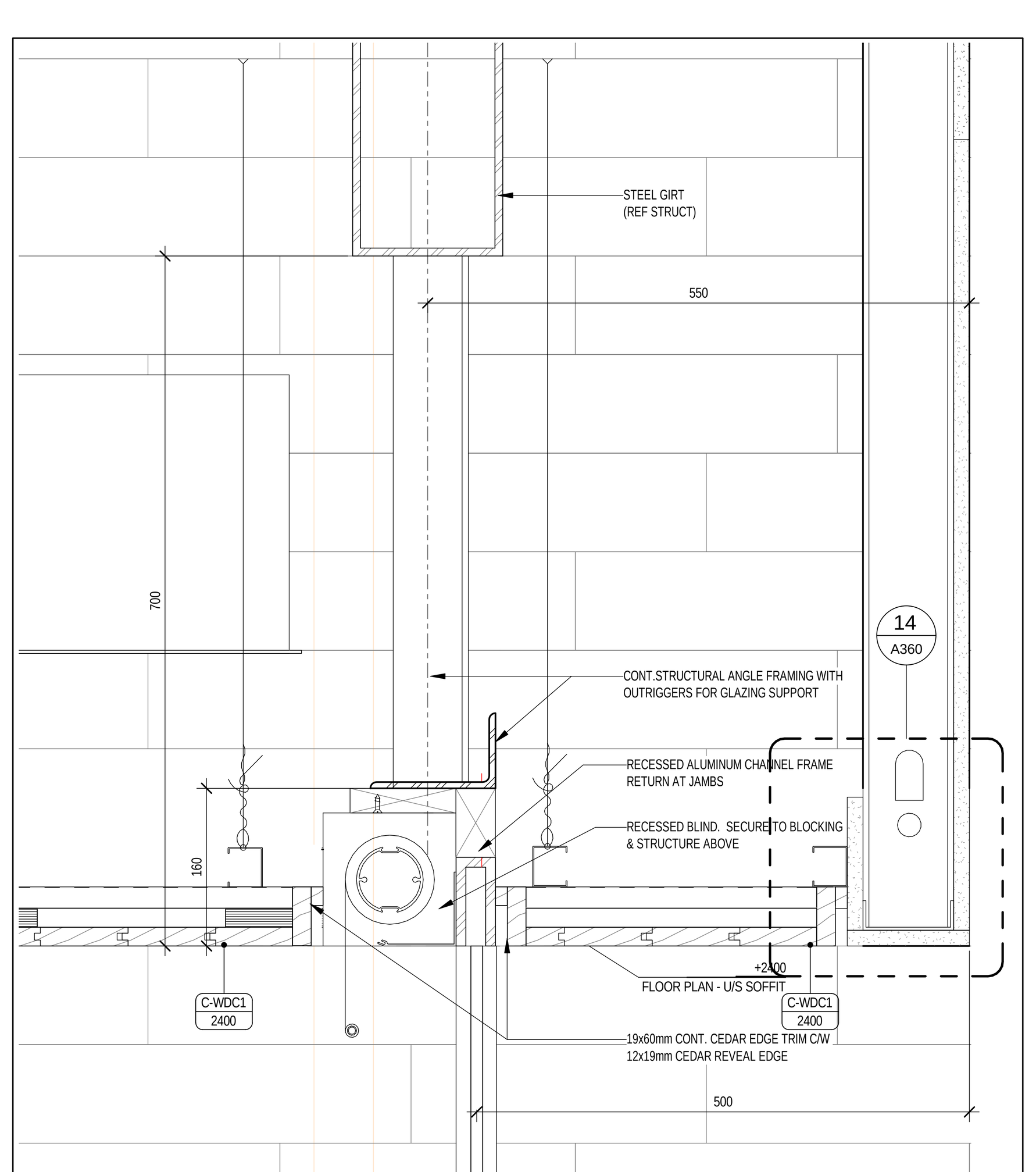

GLAZING HEADAT GUARDS AND LOBBY 1 : 5 (4)

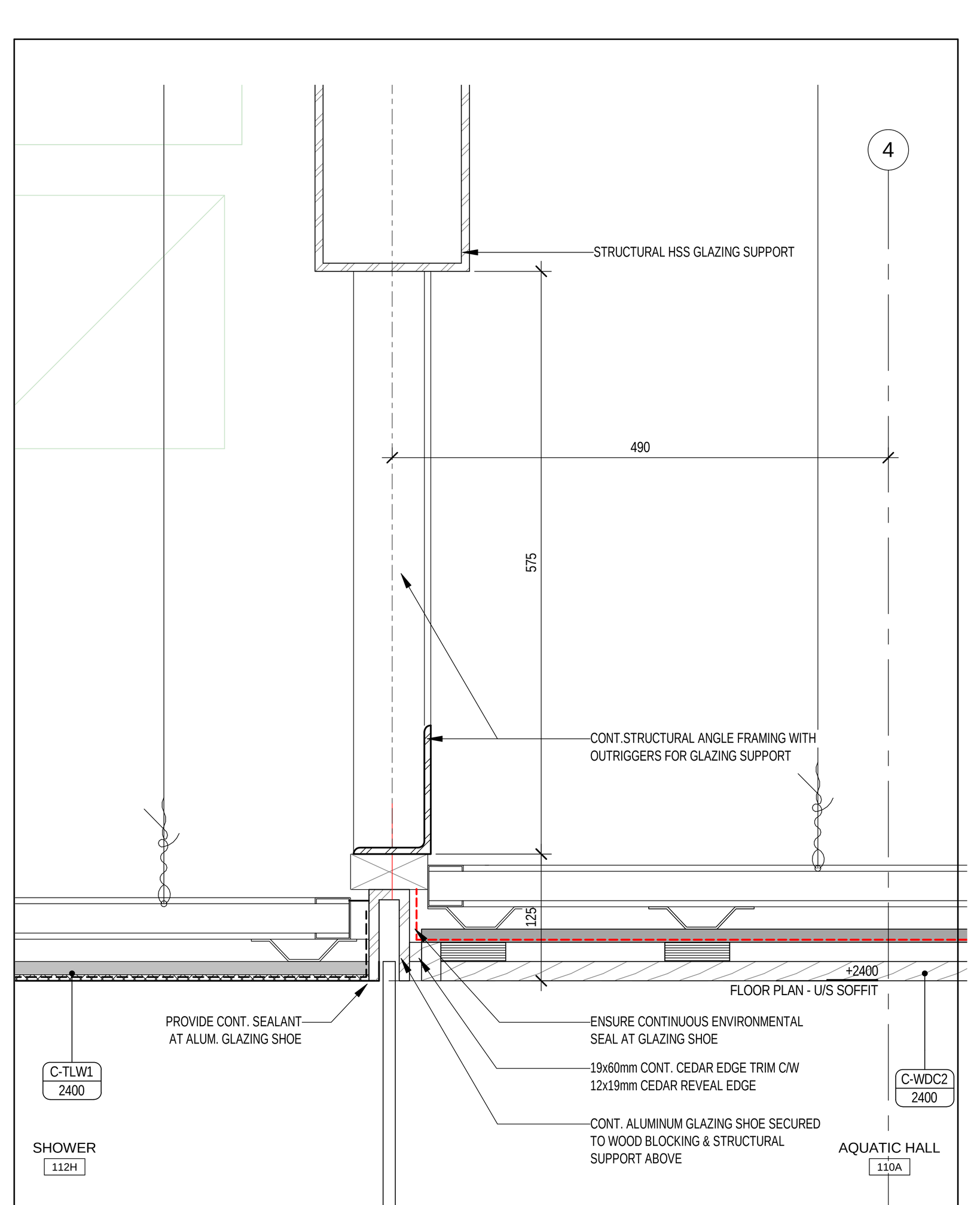

GLAZING HEAD AT SHOWER 1 : 5 (3)

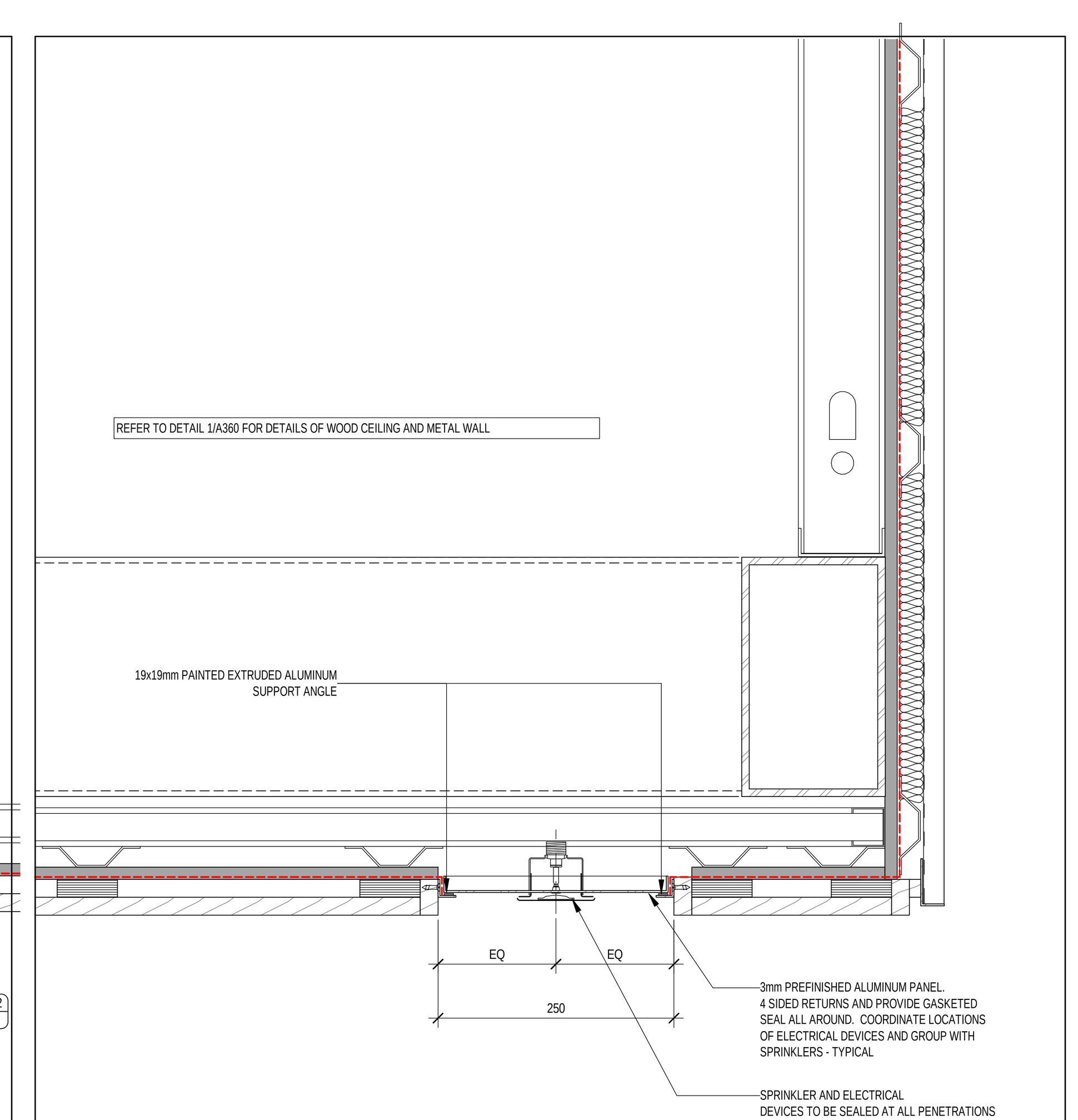

SPRINKLER & ELEC DEVICES AT LINE 4 CEILING 1 : 5 (2)

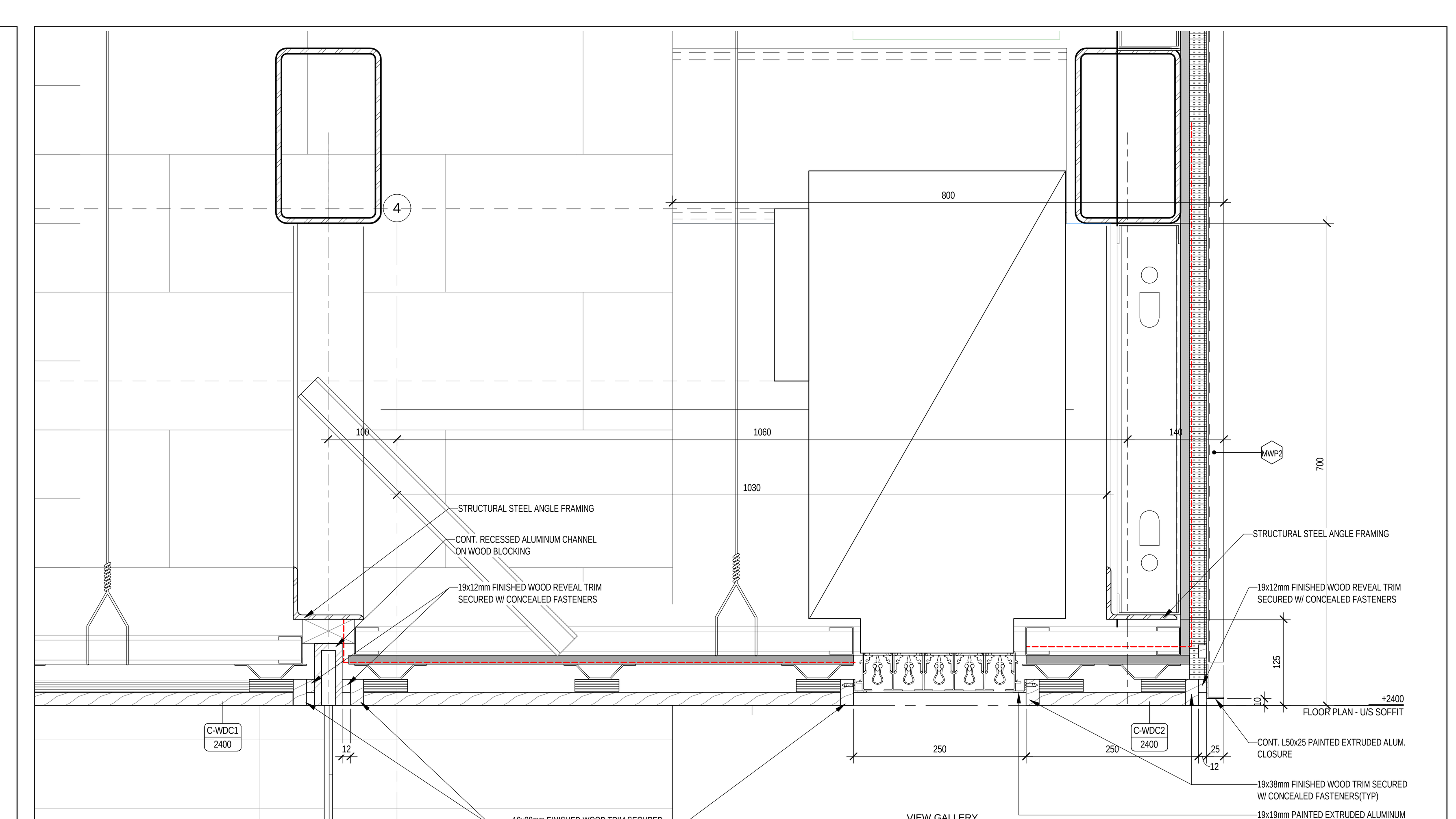

CEILING AT RETURN AIR GRILLE - LINE 4 1 : 5 (1)

2018-02-27 4:16:00 PM
BIM 360://1609-EHAC/1609-EHAC-Arch-CM-R17.rvt

Contractor must check and verify all dimensions on the job, and report any discrepancies to the Architect before proceeding with the work.

Do not scale this drawing.

REVISIONS AND ISSUES

REV	DESCRIPTION	DATE
1	Issued for Tender	2018-03-01

MJMA
maclennan jaunkalns miller architects
425 adelaide street west level 6
toronto ontario m5v 3c1
416 593 6796
www.mjmarchitects.com

TEAL Architects+Planners
1660 Hollis Street, Suite 1101
Halifax, Nova Scotia B3J 1V7
www.tealarchitects.com

CAMPBELL COMEAU ENGINEERING LTD.
STRUCTURAL ENGINEERS
2719 GLADSTONE STREET, SUITE 110
HALIFAX NS, B3K 4W6
T: 902 429 5454 F:902 444 3099

Smith + Andersen
MECHANICAL ENGINEERS
500-4211 Yonge Street
Toronto, Ontario, M2P 2A9
T: 416 487 8151 F: 416 487 9104

Smith + Andersen
ELECTRICAL ENGINEERS
1969 Upper Water Street, Suite 1905
Halifax, Nova Scotia, B3J 3R7
T: 902 440 0981 F: 416 487 9104

Strum Consulting
CIVIL ENGINEERS
Railside, 1355 Bedford Highway
Bedford, NS B4A 1C5
T: 902 835 5560 F: 902 835 5574

EAST HANTS
We live it!

Municipality of East Hants
Parks, Recreation and Culture
Lloyd E Matheson Centre
15 Commerce Court
Elmsdale, NS B2S 3K5
T: 902 883-7098

KEYPLAN

NORTH ARROW

TRUE N
PROJECT N

LICENSED ARCHITECT
THOMAS G EMODI
NOVA SCOTIA ASSOCIATION OF ARCHITECTS

PROJECT TITLE
East Hants Aquatic Centre

Commerce Court, Elmsdale, NS

DRAWING TITLE
SECTION DETAILS - CEILINGS

SCALE
1 : 5

DATE
2018-03-01

PROJECT NUMBER
1609

DRAWING NUMBER
A360

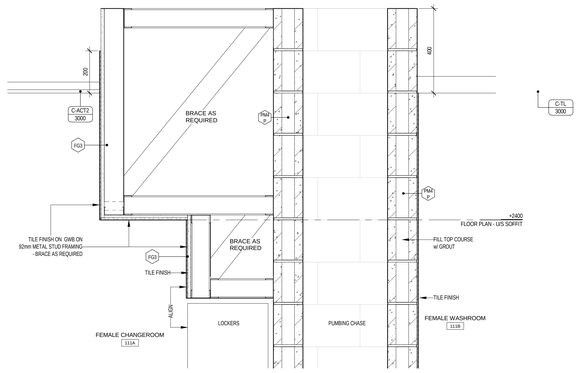

LOCKER/CHASE SECTION DETAIL AT WASHROOMS 9
w/ A102 1 : 10

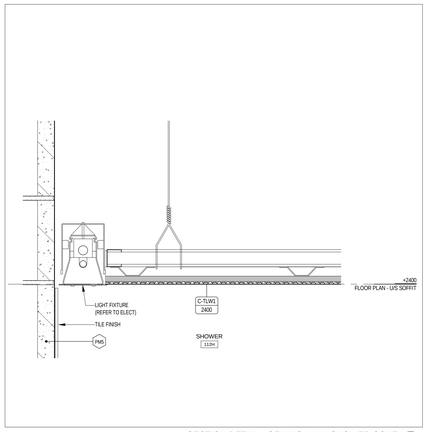

SECTION DETAIL - CEILING - UNI. SHOWER COVE 8
1 : 5

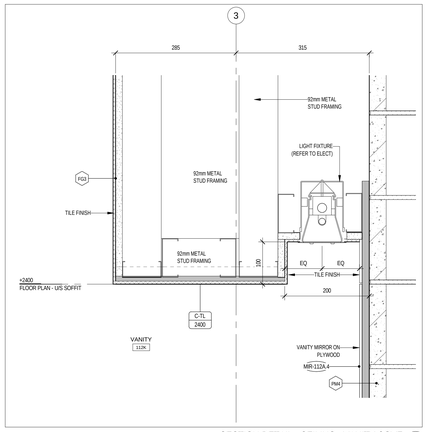

SECTION DETAIL - CEILING - VANITY COVE 7
1 : 5

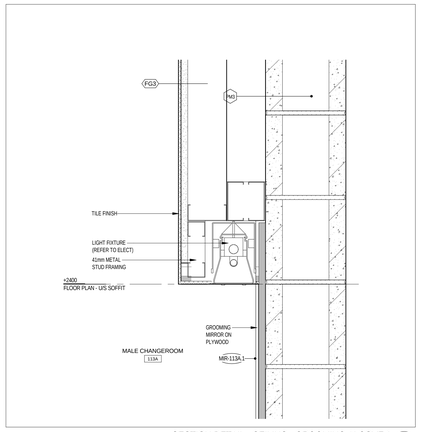

SECTION DETAIL - CEILING - GROOMING ALCOVE 1 6
1 : 5

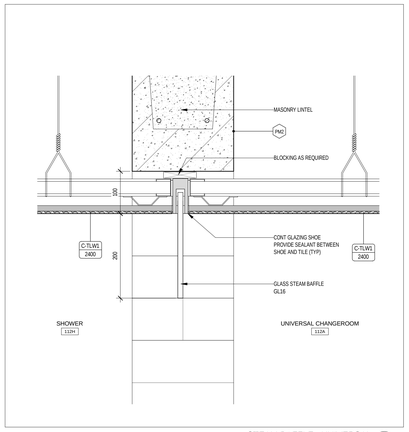

STEAM BAFFLE - UNIVERSAL 5
1 : 5

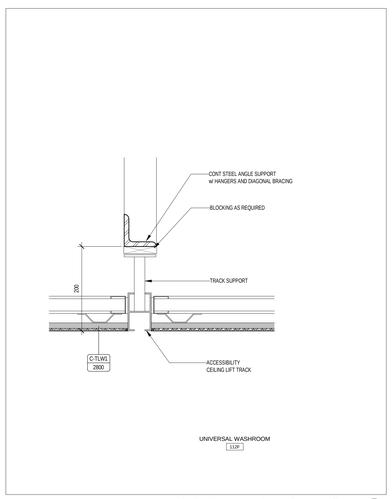

SECTION DETAIL - CEILING - UNI. W/C LIFT 4
1 : 5

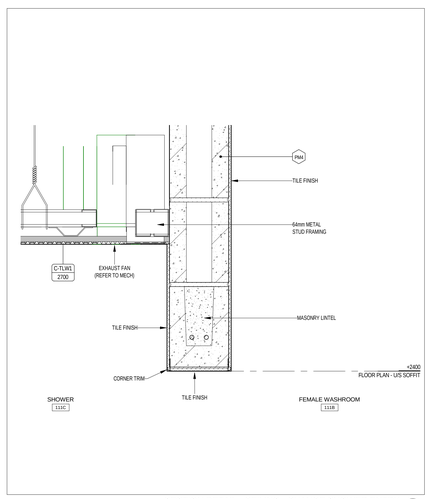

SECTION DETAIL - CEILING - CHANGE SHOWER ENTRY 3
1 : 5

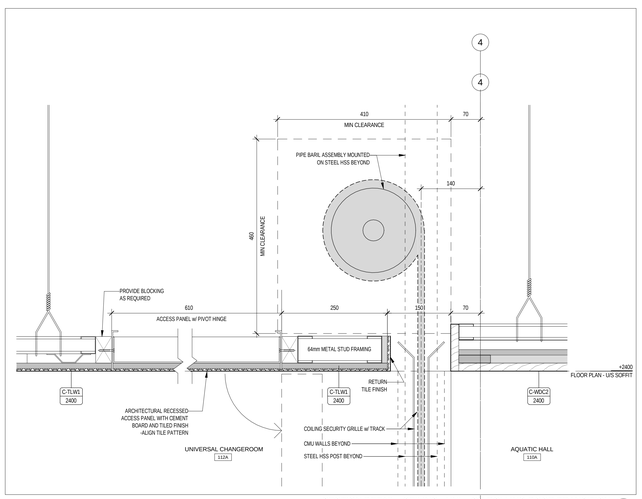

SECTION DETAIL - CEILING - UNI. - OH ROLLING DOOR TRANSITION 2
1 : 5

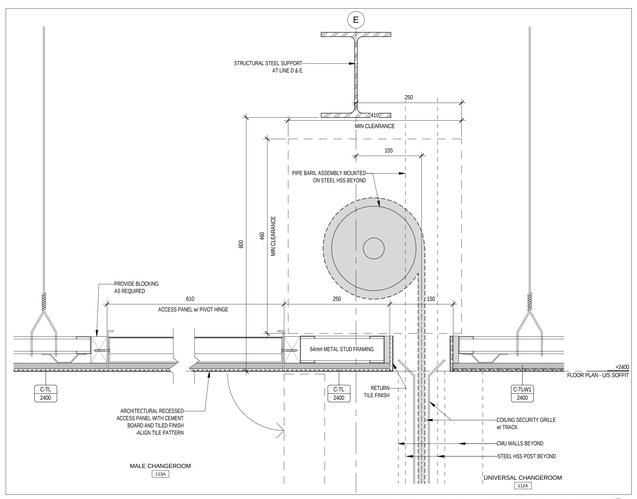

SECTION DETAIL - OH ROLLING DOOR AT CHANGE ROOM 1
1 : 5

Contractor must check and verify all dimensions on the job, and report any discrepancies to the Architect before proceeding with the work.

Do not scale this drawing.

REVISIONS AND ISSUES

REV	DESCRIPTION	DATE
1	Issued for Tender	2018-03-01

MJMA

maclennan jaunkalns miller architects

425 adelaide street west level 6
toronto ontario m5v 3c1
416 593 6796
www.mjmarchitects.com

TEAL Architects+Planners
1660 Hollis Street, Suite 1101
Halifax, Nova Scotia B3J 1V7
www.tealarchitects.com

CAMPBELL COMEAU ENGINEERING LTD.
STRUCTURAL ENGINEERS
2719 GLADSTONE STREET, SUITE 110
HALIFAX NS, B3K 4W6
T: 902 429 5454 F:902 444 3099

Smith + Andersen
MECHANICAL ENGINEERS
500-4211 Yonge Street
Toronto, Ontario, M2P 2A9
T: 416 487 8151 F: 416 487 9104

Smith + Andersen
ELECTRICAL ENGINEERS
1969 Upper Water Street, Suite 1905
Halifax, Nova Scotia, B3J 3R7
T: 902 440 0981 F: 416 487 9104

Strum Consulting
CIVIL ENGINEERS
Rolliside, 1355 Bedford Highway
Bedford, NS B4A 1C5
T: 902 835 5560 F: 902 835 5574

EAST HANTS
We live it!

Municipality of East Hants
Parks, Recreation and Culture
Lloyd E Matheson Centre
15 Commerce Court
Elmsdale, NS B2S 3K5
T: 902 883-7098

KEYPLAN

NORTH ARROW

LICENSED ARCHITECT
THOMAS G EMODI
NOVA SCOTIA ASSOCIATION OF ARCHITECTS

PROJECT TITLE
East Hants Aquatic Centre

Commerce Court, Elmsdale, NS

DRAWING TITLE
SECTION DETAILS – CEILING – CHANGEROOMS

SCALE
As indicated

DATE
2018-03-01

PROJECT NUMBER
1609

DRAWING NUMBER
A361

2018-02-27 4:16:07 PM
BM 360//1609-EMAC-Arch-CM-R17.rvt

LOCKER SCHEDULE-METAL

Locker Type	Type	SIZE Width (mm)	(in)	Depth (mm)	(in)	Height (mm)	(in)	Tier Type	Tiers	Barrier Free	Column Count
A60.1	A	305	12	381	15	1520	60	.1	SINGLE		22
A60.1	A	305	12	381	15	1520	60	.1	SINGLE	BF	2
A60.2	A	305	12	381	15	1520	60	.2	DOUBLE		44
A60.2	A	305	12	381	15	1520	60	.2	DOUBLE	BF	4
B72.1	B	381	15	610	24	1830	72	.1	SINGLE		24
B72.1	B	381	15	610	24	1830	72	.1	SINGLE	BF	3
B72.2	B	381	15	610	24	1830	72	.2	DOUBLE		24
B72.2	B	381	15	610	24	1830	72	.2	DOUBLE	BF	3
GUARDS CHG											
108											
A72.1	A	305	12	381	15	1830	72	.1	SINGLE		3
A72.2	A	305	12	381	15	1830	72	.2	DOUBLE		4
A72.4	A	305	12	381	15	1830	72	.4	FOUR		3
											136

LOCKER SCHEDULE-PHENOLIC

Locker Type	Type	SIZE Width (mm)	(in)	Depth (mm)	(in)	Height (mm)	(in)	TIER Tier Type	Tiers	Barrier Free	Column Count
AQUATIC HALL											
110A											
A60.4	A	305	12	381	15	1220	48	.4	FOUR	BF	6
											6

WASHROOM ACCESSORIES BY ROOM

Type Mark	Count
HRD1	1
HRD2	2
104	
BCN	1
GRB1	1
GRB2	1
HDDBF	1
ND	1
SD1	1
SF	1
TPH	1
108	
CH	3
108A	
CH	2
HRD1	1
SD2	1
SF	1
108B	
HDD	1
ND	1
SD1	1
SF	1
TPH	1
110H	
GRB1	1
GRB2	1
HDDBF	1
ND	1
SD1	1
SF	1
TPH	1
111A	
CH	2
CHBF	1
STSP	1
111B	
CH	4
CHBF	3

WASHROOM ACCESSORIES BY ROOM

Type Mark	Count
GRB1	1
GRB2	2
HDDBF	1
ND	3
PTD	1
SD1	1
TPH	3
111C	
CH	1
CHBF	3
GRB3	1
GRB4	1
SD	1
SD2	5
SHSBF-L	1
111D	
BCN	1
CH	1
CHBF	1
HRD1	1
111E	
BCN	1
CH	1
CHBF	1
HRD2	1
112A	
CH	2
CHBF	1
HDDBF	1
PTD	2
STSP	1
112B	
CHBF	2
GRB3	1
GRB4	1
SD	1
SFBF	1
SHSBF-R	1
112C	
BCN	1
CH	1

WASHROOM ACCESSORIES BY ROOM

Type Mark	Count
CHBF	1
HDD	1
ND	1
SD1	1
SF	1
TPH	1
112D	
BCN	1
CH	1
CHBF	1
HDD	1
ND	1
SD1	1
SF	1
TPH	1
112F	
ACTP	1
CHBF	1
GRB1	1
GRB2	1
HDDBF	1
ND	1
SD1	1
SF	1
TPH	1
112G	
CHBF	2
GRB2	1
112H	
SD2	4
112I	
CHBF	2
GRB2	1
112K	
SD1	2
112L	
CH	1
CHBF	1
112M	

WASHROOM ACCESSORIES BY ROOM

Type Mark	Count
CH	1
CHBF	1
112N	
CH	1
CHBF	1
112O	
CH	1
CHBF	1
HRD1	1
112P	
CH	1
CHBF	1
HRD1	1
HRD2	1
112Q	
CH	1
CHBF	1
112R	
CH	1
CHBF	1
112S	
CH	1
CHBF	1
113A	
CH	2
CHBF	1
ST\SP	2
113B	
CH	2
CHBF	3
GRB1	1
GRB2	2
GRB5	2
HDDBF	1
PTD	1
SD1	1
TPH	2
113C	

WASHROOM ACCESSORIES BY ROOM

Type Mark	Count
CH	1
CHBF	1
GRB3	1
GRB4	1
SD	1
SD2	5
SHSBF-R	1
119	
BCN	1
GRB1	1
GRB2	1
HDDBF	1
ND	1
SD1	1
SF	1

WASHROOM ACCESSORIES SCHEDULE - TOTAL COUNT

Type Mark	Count
ACTP	1
BCN	6
CH	31
CHBF	34
GRB1	6
GRB2	10
GRB3	3
GRB4	3
GRB5	2
HDD	3
HDDBF	7
HRD1	5
HRD2	4
ND	10
PTD	4
SD	3
SD1	11
SD2	15
SF	8
SFBF	1
SHSBF-L	1
SHSBF-R	2
STSP	4
TPH	12

WASHROOM AND CHANGE ROOM LEGEND

NOTES:

1. COORDINATE RECESSED ITEMS
2. MET AREAS TO SLOPE A MIN. 1% ALONG BARRIER-FREE PATHS OF TRAVEL TO SLOPE A MAX 2%.

ABBREVIATIONS:

ACTP	ADULT CHANGE TABLE (POWER ASSIST)
ADO	AUTOMATIC SWING DOOR OPERATOR
BCS	BABY CHANGE STATION
BFS	BOTTLE FILL STATION (BARRIER-FREE)
CG	CORNER GUARD
CH	COAT HOOK
CHBF	COAT HOOK (BARRIER-FREE / CHILD, COLLAPSIBLE)
DF	DRINKING FOUNTAIN
DFBF	DRINKING FOUNTAIN (BARRIER-FREE / CHILD)
ECS	EMERGENCY CALL SWITCH
FD	FLOOR DRAIN
FDT	FLOOR DRAIN IN TRENCH
GRB	GRAB BAR
HDD	HAND DRYER (ELECTRIC)
HDDBF	HAND DRYER (BARRIER-FREE, ELECTRIC)
HRD	HAIR DRYER (ELECTRIC)
LAV	LAVATORY
MIR	MIRROR (REFER TO MIRROR SCHEDULE)
ND	NAPKIN DISPOSAL
PTD	PAPER TOWEL DISPENSER
SD	SOAP DISH (BARRIER-FREE, RECESSED)
SDI	SOAP DISPENSER
SF	SHELF
SFBF	SHELF (BARRIER-FREE)
SHSBF	SHOWER SEAT (BARRIER-FREE)
SHW	SHOWER
SHBF	SHOWER (BARRIER-FREE)
ST\SP	SWIMSUIT SPINNER
TPH	TOILET PAPER HOLDER
TPS	TOILET PARTITION SYSTEM
USF	UTILITY SHELF
SHW	SHOWER (w/ SHELF)
SHBF	SHOWER (BARRIER-FREE)
UR-1	URINAL (BARRIER-FREE)
WC-1	WATER CLOSET
WC-2	WATER CLOSET (BARRIER-FREE)
L-1	LAVATORY (INTEGRAL)
L-2	LAVATORY (WALL MOUNTED)

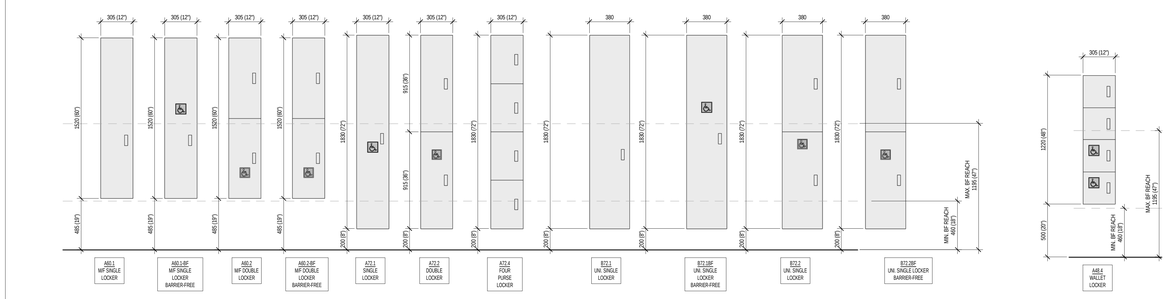

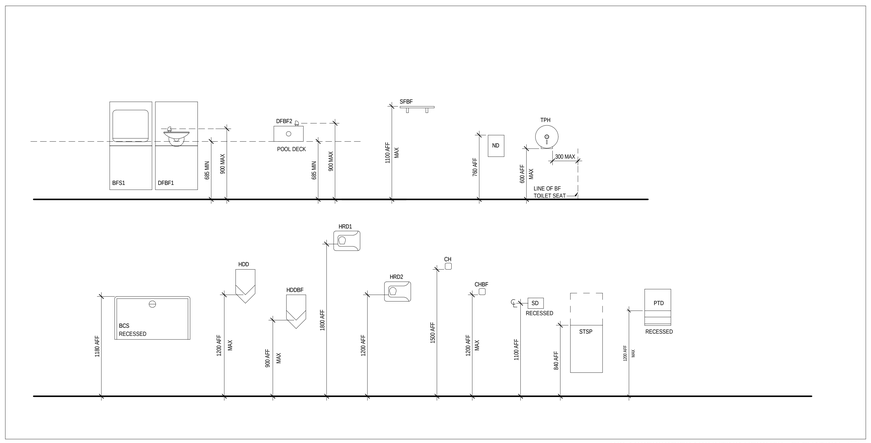

WC ACCESSORIES MOUNTING HEIGHTS - ELEVATION 6
1 : 25

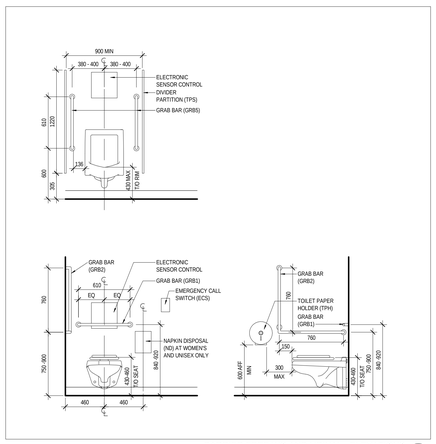

BARRIER FREE WC AND URINAL - ELEVATIONS 4
1 : 25

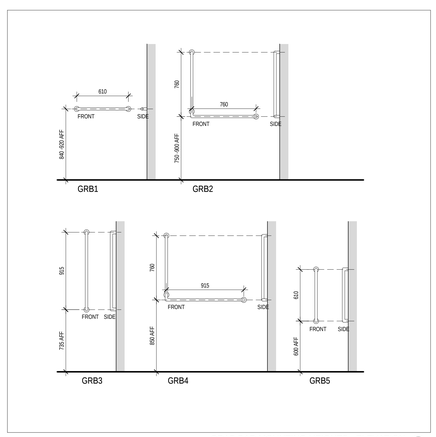

GRAB BAR MOUNTING HEIGHTS - ELEVATION 5
1 : 25

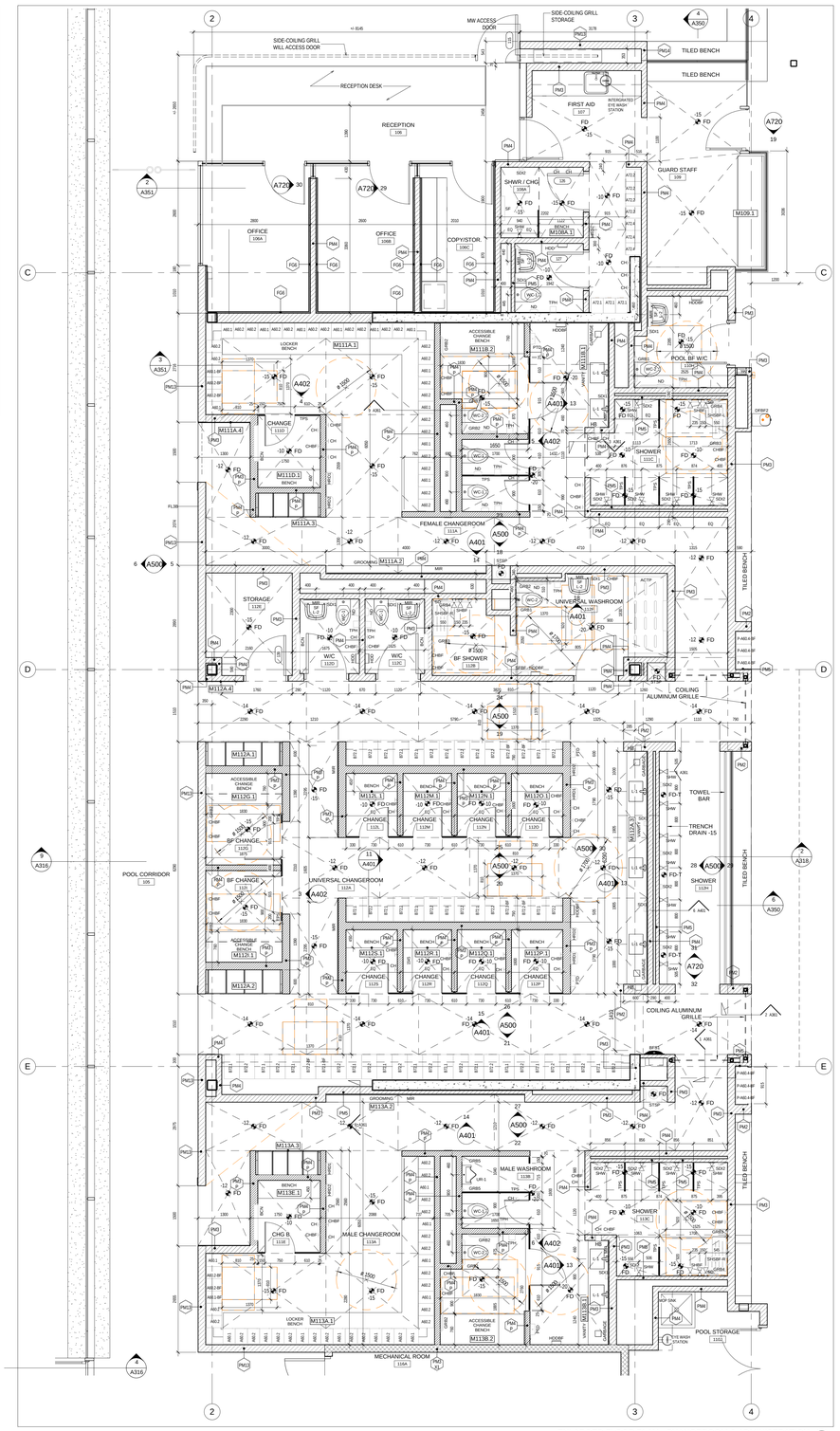

ENLARGED FLOOR PLAN - CHANGEROOM & ADMINISTRATION 1
1 : 50

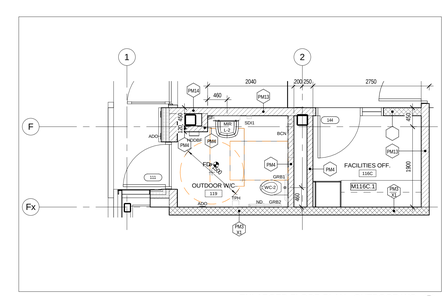

ENLARGED FLOOR PLAN - OUTDOOR WC 3
1 : 50

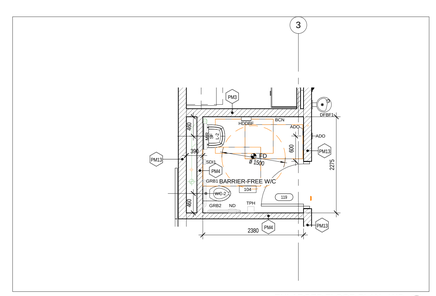

ENLARGED FLOOR PLAN - WC 2
1 : 50

Contractor must check and verify all dimensions on the job, and report any discrepancies to the Architect before proceeding with the work.

Do not scale this drawing.

REVISIONS AND ISSUES

REV	DESCRIPTION	DATE
1	Issued for Tender	2018-03-01

MJMA
maclennan jaunkalns miller architects
425 adelaide street west level 6
toronto ontario m5v 3c1
416 593 6796
www.mjmarchitects.com

TEAL Architects+Planners
1660 Hollis Street, Suite 1101
Halifax, Nova Scotia B3J 1V7
www.tealarchitects.com

CAMPBELL COMEAU ENGINEERING LTD.
STRUCTURAL ENGINEERS
2719 GLADSTONE STREET, SUITE 110
HALIFAX NS, B3K 4W6
T: 902 429 5454 F:902 444 3099

Smith + Andersen
MECHANICAL ENGINEERS
500-4211 Yonge Street
Toronto, Ontario, M2P 2A9
T: 416 487 8151 F: 416 487 9104

Smith + Andersen
ELECTRICAL ENGINEERS
1969 Upper Water Street, Suite 1905
Halifax, Nova Scotia, B3J 3R7
T: 902 440 0981 F: 416 487 9104

Strum Consulting
CIVIL ENGINEERS
Rolliside, 1355 Bedford Highway
Bedford, NS B4A 1C5
T: 902 835 5560 F: 902 835 5574

EAST HANTS
We live it!

Municipality of East Hants
Parks, Recreation and Culture
Lloyd E Matheson Centre
15 Commerce Court
Elmsdale, NS B2S 3K5
T: 902 883-7098

KEYPLAN

NORTH ARROW

LICENSED ARCHITECT
THOMAS G EMODE
NOVA SCOTIA ASSOCIATION OF ARCHITECTS

PROJECT TITLE
East Hants Aquatic Centre
Commerce Court, Elmsdale, NS

DRAWING TITLE
WC, CHANGEROOM AND ADMIN. DRAWINGS

SCALE
As indicated

DATE
2018-03-01

PROJECT NUMBER
1609

DRAWING NUMBER
A400

2019-02-27 4:16:26 PM
BIM 360://1609-EAAC/1609-EAAC-Arch-CM-R17.rvt

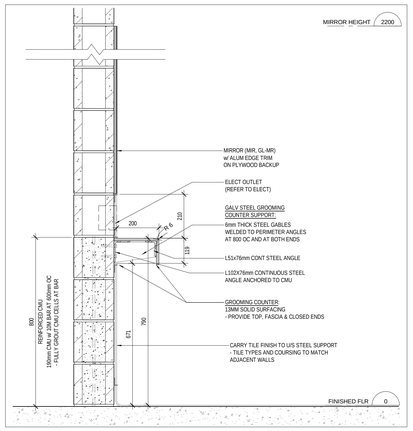

GROOMING COUNTER SECTION DETAIL 16
1 : 10

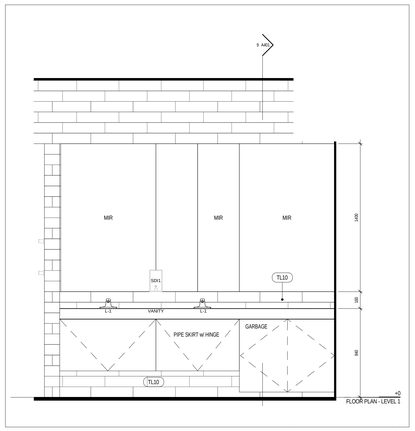

MALE WASHROOM VANITY ELEVATION 13
1 : 20

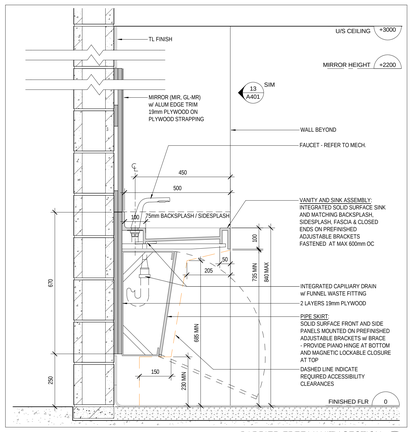

BARRIER-FREE VANITY SECTION 9
1 : 10

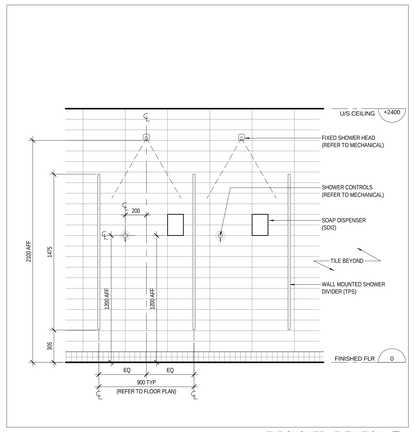

TYP SHOWER - ELEVATION 5
1 : 20

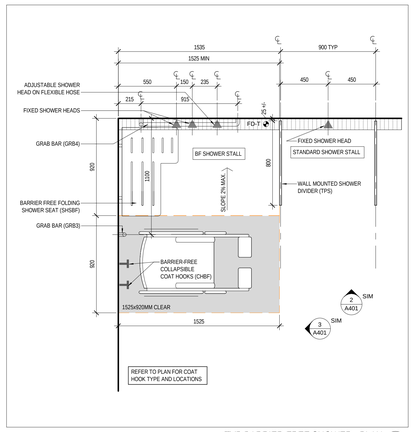

TYP BARRIER-FREE SHOWER - PLAN 1
1 : 20

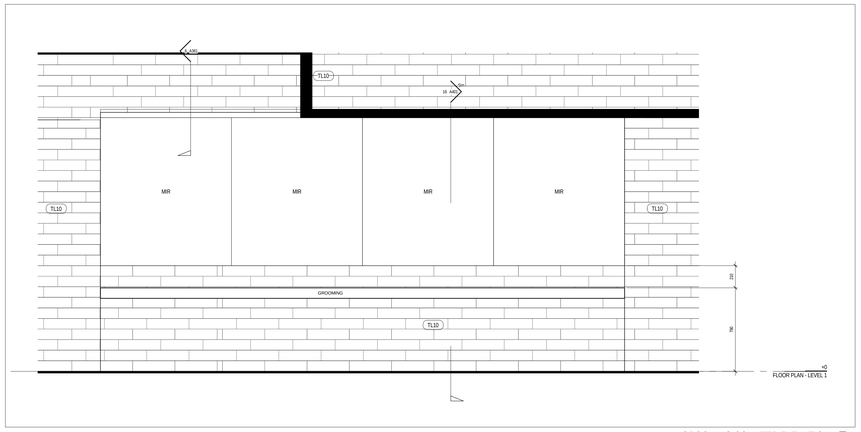

GROOMING COUNTER ELEVATION 14
1 : 20

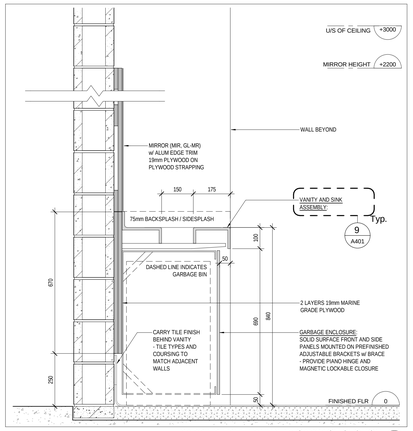

BARRIER-FREE VANITY AT GARBAGE SECTION 20
1 : 10

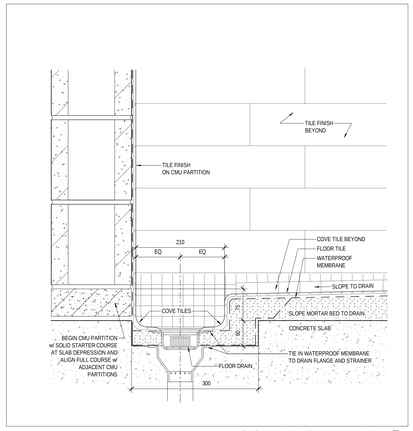

SHOWER TRENCH DRAIN DETAIL 6
1 : 5

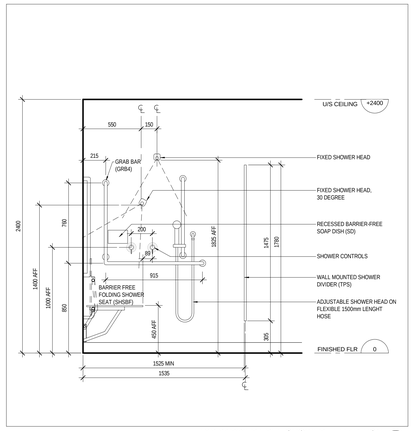

TYP BARRIER FREE SHOWER - ELEVATION 2
1 : 20

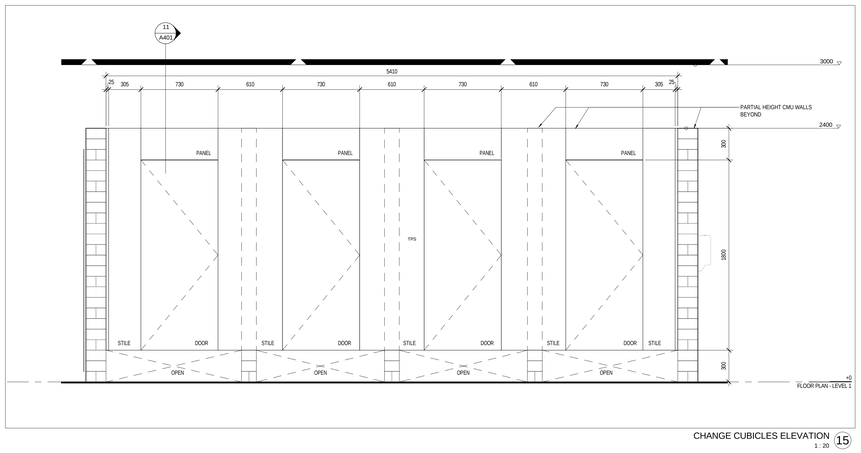

CHANGE CUBICLES ELEVATION 15
1 : 20

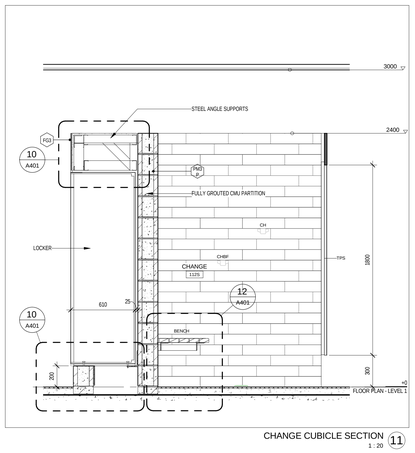

CHANGE CUBICLE SECTION 11
1 : 20

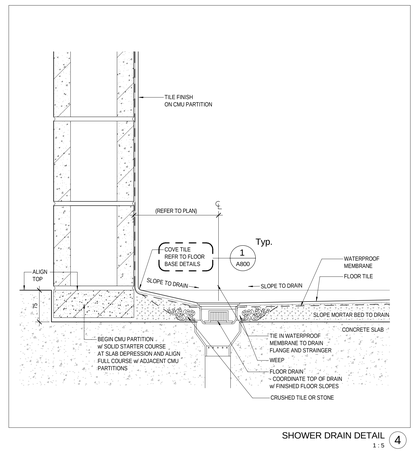

SHOWER DRAIN DETAIL 4
1 : 5

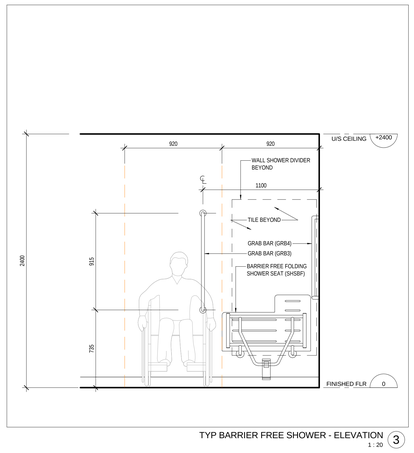

TYP BARRIER FREE SHOWER - ELEVATION 3
1 : 20

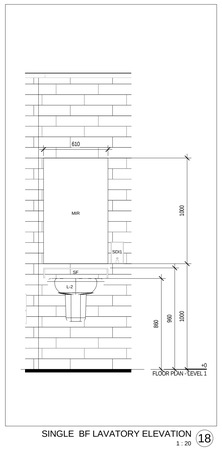

SINGLE BF LAVATORY ELEVATION 18
1 : 20

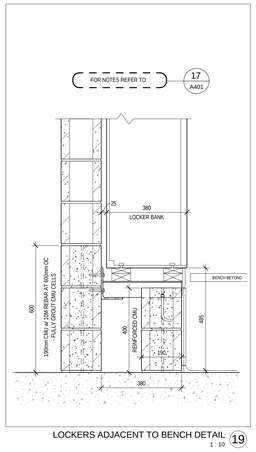

LOCKERS ADJACENT TO BENCH DETAIL 19
1 : 10

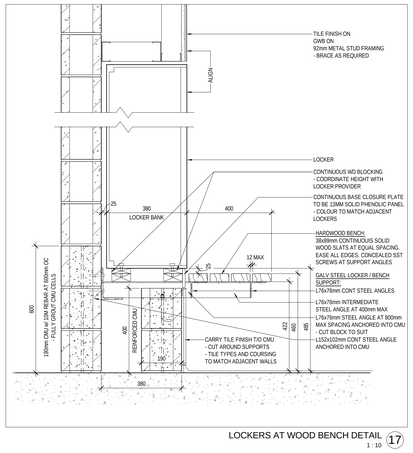

LOCKERS AT WOOD BENCH DETAIL 17
1 : 10

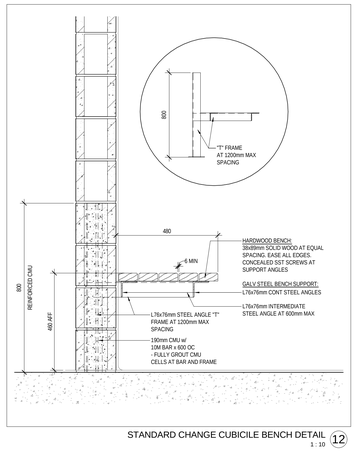

STANDARD CHANGE CUBICILE BENCH DETAIL 12
1 : 10

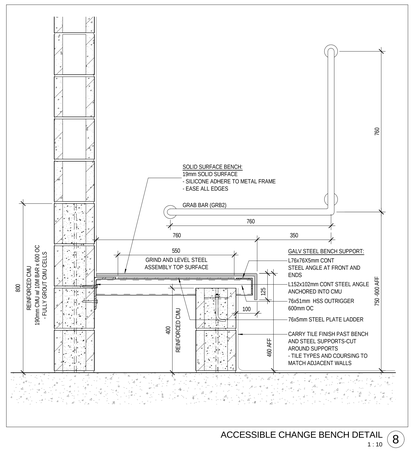

ACCESSIBLE CHANGE BENCH DETAIL 8
1 : 10

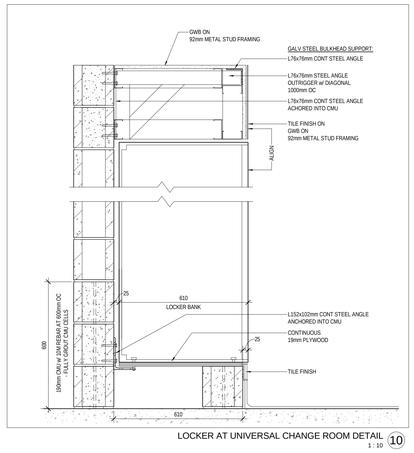

LOCKER AT UNIVERSAL CHANGE ROOM DETAIL 10
1 : 10

2018-02-27 4:16:34 PM
BIM 360://1609-EHAC/1609-EHAC-Arch-Cor-R17.rvt

Contractor must check and verify all dimensions on the job, and report any discrepancies to the Architect before proceeding with the work.

Do not scale this drawing.

REVISIONS AND ISSUES

REV	DESCRIPTION	DATE
1	Issued for Tender	2018-03-01

MJMA
maclennan jaunkalns miller architects
425 adelaide street west level 6
toronto ontario m5v 3c1
416 593 6796
www.mjmarchitects.com

TEAL Architects+Planners
1660 Hollis Street, Suite 1101
Halifax, Nova Scotia B3J 1V7
www.tealarchitects.com

CAMPBELL COMEAU ENGINEERING LTD.
STRUCTURAL ENGINEERS
2719 GLADSTONE STREET, SUITE 110
HALIFAX NS, B3K 4W6
T: 902 429 5454 F:902 444 3099

Smith + Andersen
MECHANICAL ENGINEERS
500-4211 Yonge Street
Toronto, Ontario, M2P 2A9
T: 416 487 8151 F: 416 487 9104

Smith + Andersen
ELECTRICAL ENGINEERS
1969 Upper Water Street, Suite 1905
Halifax, Nova Scotia, B3J 3R7
T: 902 440 0981 F: 416 487 9104

Strum Consulting
CIVIL ENGINEERS
Rollside, 1355 Bedford Highway
Bedford, NS B4A 1C5
T: 902 835 5560 F: 902 835 5574

EAST HANTS
We live it!

Municipality of East Hants
Parks, Recreation and Culture
Lloyd E Matheson Centre
15 Commerce Court
Elmsdale, NS B2S 3K5
T: 902 883-7098

KEYPLAN

NORTH ARROW

LICENSED ARCHITECT
THOMAS G EMODI
NOVA SCOTIA ASSOCIATION OF ARCHITECTS

PROJECT TITLE
East Hants Aquatic Centre

Commerce Court, Elmsdale, NS

DRAWING TITLE
CHANGEROOM, WC AND TILE DETAILS

SCALE
As indicated

DATE
2018-03-01

PROJECT NUMBER
1609

DRAWING NUMBER
A401

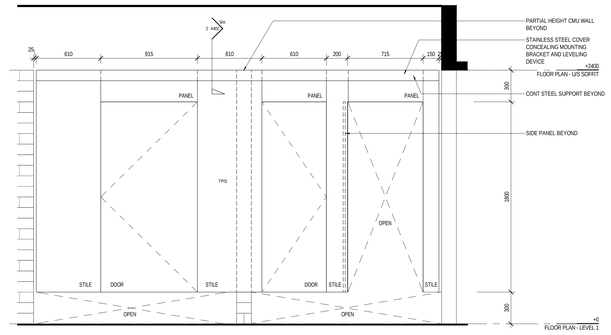

MALE TOILET PARTITON ELEVATION 6
1/ A400 1 : 20

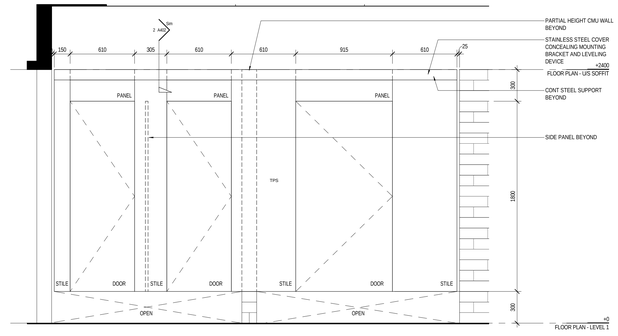

FEMALE TOILET PARTITION ELEVATION 5
2/ A120 1 : 20

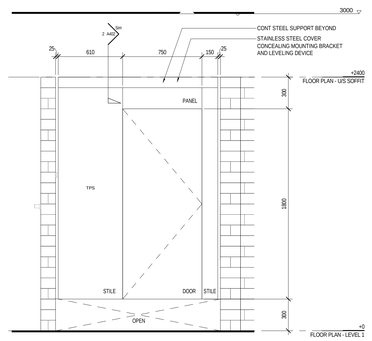

FEMALE CHANGE CUBICLE ELEVATION 4
2/ A120 1 : 20

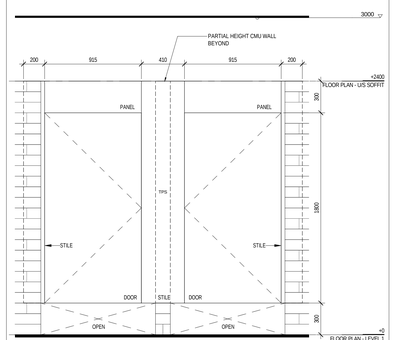

BARRIER-FREE CHANGE CUBICLES ELEVATION 3
2/ A120 1 : 20

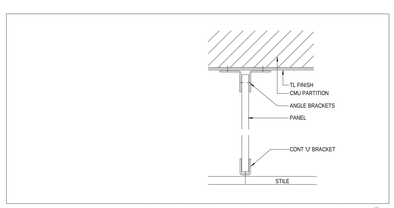

TOILET PARTITION DIVIDER PANELS PLAN DETAILS 1B
1 : 5

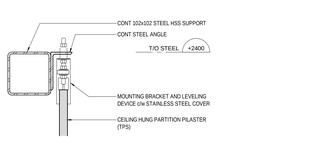

TOILET AND CHANGE PARTITION SUPPORT DETAIL 2
4/ A402 1 : 5

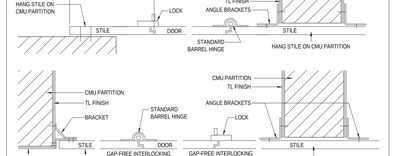

CHANGE CUBICLE PLAN DETAILS 1A
1 : 5

Contractor must check and verify all dimensions on the job, and report any discrepancies to the Architect before proceeding with the work.

Do not scale this drawing.

REVISIONS AND ISSUES

REV	DESCRIPTION	DATE
1	Issued for Tender	2018-03-01

MJMA
maclennan jaunkalns miller architects
425 adelaide street west level 6
toronto ontario m5v 3c1
416 593 6796
www.mjmarchitects.com

TEAL Architects+Planners
1660 Hollis Street, Suite 1101
Halifax, Nova Scotia B3J 1V7
www.tealarchitects.com

CAMPBELL COMEAU ENGINEERING LTD.
STRUCTURAL ENGINEERS
2719 GLADSTONE STREET, SUITE 110
HALIFAX NS, B3K 4W6
T: 902 429 5454 F:902 444 3099

Smith + Andersen
MECHANICAL ENGINEERS
500-4211 Yonge Street
Toronto, Ontario, M2P 2A9
T: 416 487 8151 F: 416 487 9104

Smith + Andersen
ELECTRICAL ENGINEERS
1969 Upper Water Street, Suite 1905
Halifax, Nova Scotia, B3J 3R7
T: 902 440 0981 F: 416 487 9104

Strum Consulting
CIVIL ENGINEERS
Rollside, 1355 Bedford Highway
Bedford, NS B4A 1C5
T: 902 835 5560 F: 902 835 5574

EAST HANTS
We live it!

Municipality of East Hants
Parks, Recreation and Culture
Lloyd E Matheson Centre
15 Commerce Court
Elmsdale, NS B2S 2K5
T: 902 883-7098

KEYPLAN

NORTH ARROW

LICENSED ARCHITECT
THOMAS G DAGGI
NOVA SCOTIA ASSOCIATION OF ARCHITECTS

PROJECT TITLE
East Hants Aquatic Centre

Commerce Court, Elmsdale, NS

DRAWING TITLE
CHANGEROOM, WC AND TILE DETAILS

SCALE
As indicated

DATE
2018-03-01

PROJECT NUMBER
1609

DRAWING NUMBER
A402

2018-02-27 4:16:37 PM
BW :$BIL:/1609-EMC/1609-EMC-Arch-CAD-R17.rvt

POOL LEGEND

	DESCRIPTION
SA	STANCHION ANCHOR
CA	CUP ANCHOR
LA	LANE ROPE ANCHOR
FS	FALSE START STANCHION POST
LRC	LANE ROPE COMPARTMENT
FD	FLOOR DRAIN
FD - T	FLOOR DRAIN IN PVC TRENCH C/W GRATE
SST	STAINLESS STEEL
SST-POWDER	STAINLESS STEEL - POWDER COATED
DS	DEPTH SIGNAGE (REF DET 16A17A451)
DS - V	DEPTH SIGNAGE - VERTICAL SURFACE (REF DET 18/A451)
RS	REGULATORY POOL SIGNAGE
L	HYDROTHERAPY BACK JET - LOW
H	HYDROTHERAPY BACK JET - HIGH

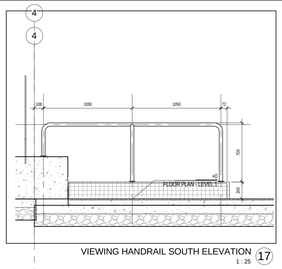

VIEWING HANDRAIL SOUTH ELEVATION 17
1 : 25

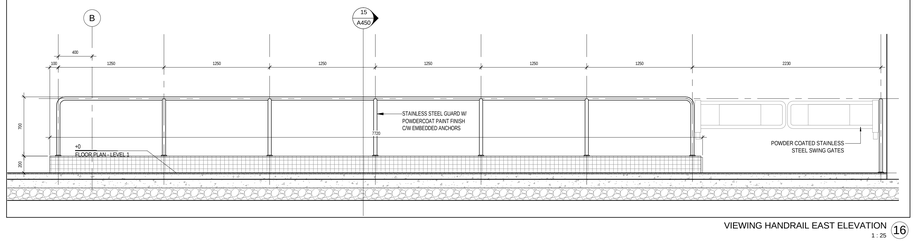

VIEWING HANDRAIL EAST ELEVATION 16
1 : 25

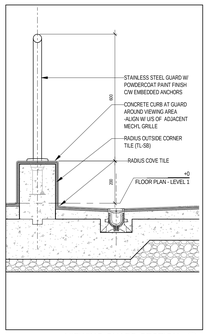

VIEWING GUARD SECTION 15
1 : 10

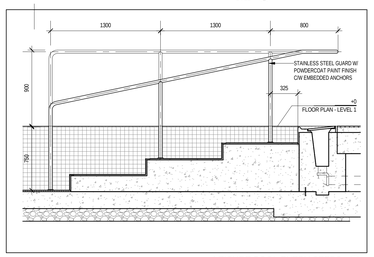

LEISURE POOL ENTRY STEPS 14
1 : 25

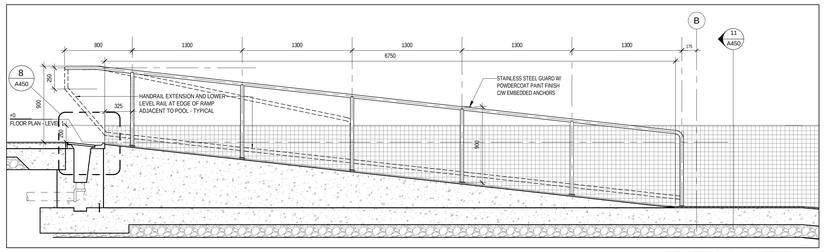

LEISURE POOL RAMP SECTION 13
1 : 25

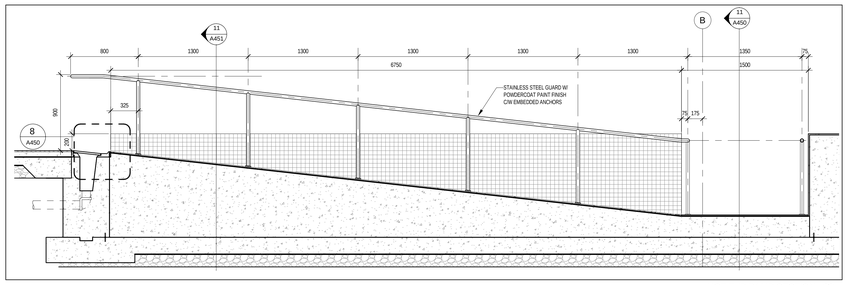

HOT TUB RAMP SECTION 12
1 : 25

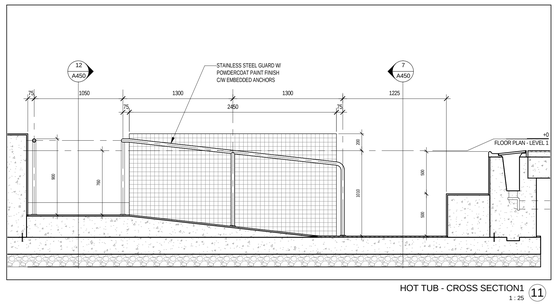

HOT TUB - CROSS SECTION1 11
1 : 25

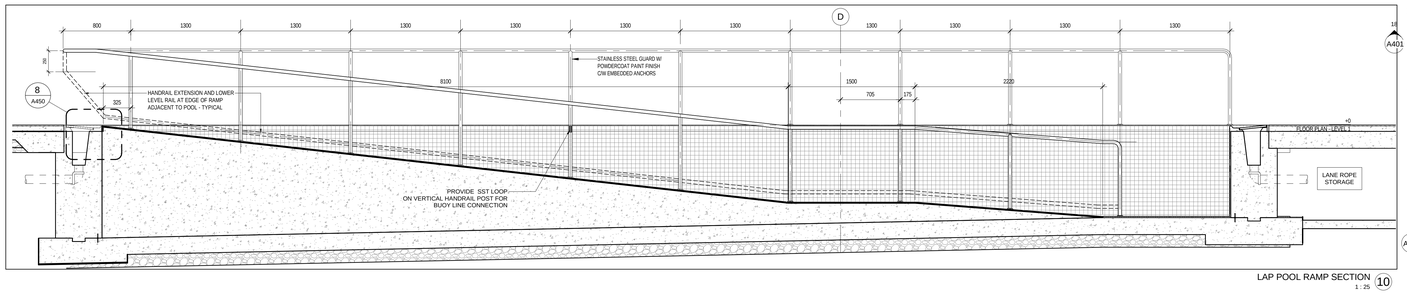

LAP POOL RAMP SECTION 10
1 : 25

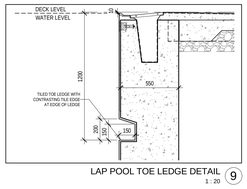

LAP POOL TOE LEDGE DETAIL 9
1 : 20

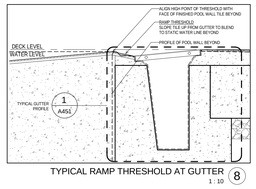

TYPICAL RAMP THRESHOLD AT GUTTER 8
1 : 10

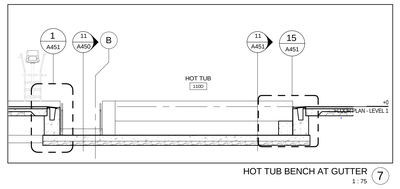

HOT TUB BENCH AT GUTTER 7
1 : 75

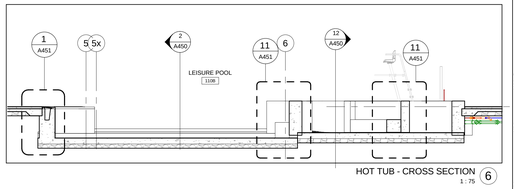

HOT TUB - CROSS SECTION 6
1 : 75

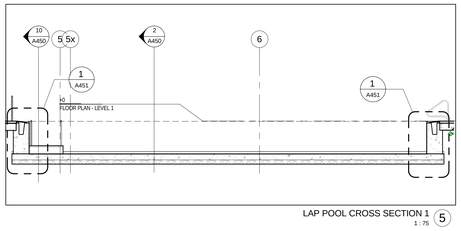

LAP POOL CROSS SECTION 1 5
1 : 75

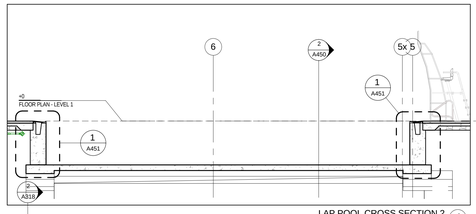

LAP POOL CROSS SECTION 2 4
1 : 75

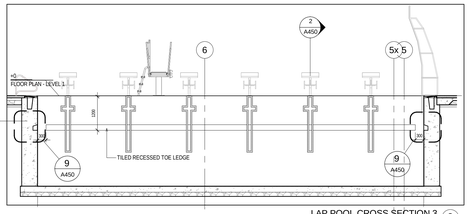

LAP POOL CROSS SECTION 3 3
1 : 75

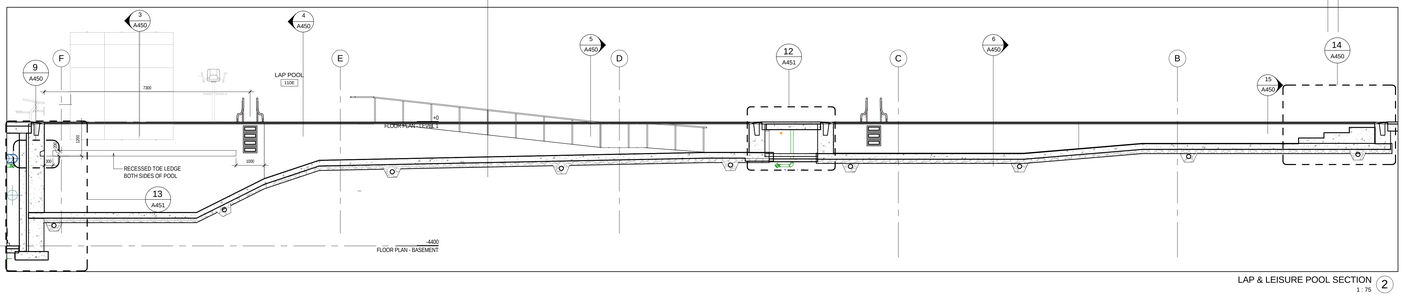

LAP & LEISURE POOL SECTION 2
1 : 75

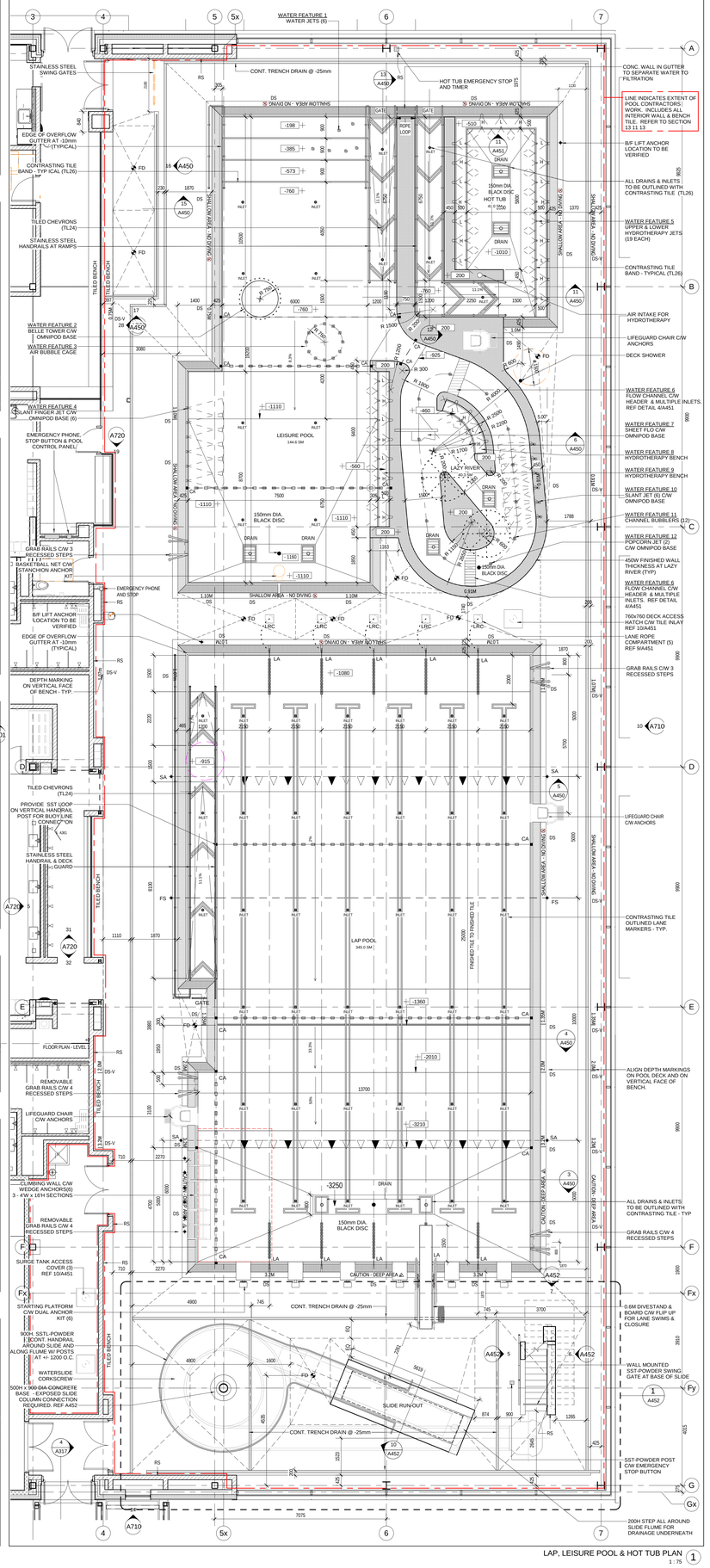

LAP, LEISURE POOL & HOT TUB PLAN 1
1 : 75

Contractor must check and verify all dimensions on the job, and report any discrepancies to the Architect before proceeding with the work.

Do not scale this drawing.

REVISIONS AND ISSUES

REV	DESCRIPTION	DATE
1	Issued for Tender	2018-03-01

MJMA
maclennan jaunkalns miller architects
425 adelaide street west level 6
toronto ontario m5v 3c1
416 593 6796
www.mjmarchitects.com

TEAL Architects+Planners
1660 Hollis Street, Suite 1101
Halifax, Nova Scotia B3J 1V7
www.tealarchitects.com

CAMPBELL COMEAU ENGINEERING LTD.
STRUCTURAL ENGINEERS
2719 GLADSTONE STREET, SUITE 110
HALIFAX NS, B3K 4W6
T: 902 429 5454 F:902 444 3099

Smith + Andersen
MECHANICAL ENGINEERS
500-4211 Yonge Street
Toronto, Ontario, M2P 2A9
T: 416 487 8151 F: 416 487 9104

Smith + Andersen
ELECTRICAL ENGINEERS
1969 Upper Water Street, Suite 1905
Halifax, Nova Scotia, B3J 3R7
T: 902 440 0981 F: 416 487 9104

Strum Consulting
CIVIL ENGINEERS
Rollside, 1355 Bedford Highway
Bedford, NS B4A 1C5
T: 902 835 5560 F: 902 835 5574

EAST HANTS
We live it!

Municipality of East Hants
Parks, Recreation and Culture
Lloyd E Matheson Centre
15 Commerce Court
Elmsdale, NS B2S 3K5
T: 902 883-7098

KEYPLAN

NORTH ARROW

LICENSED ARCHITECT
THOMAS G EMODI
NOVA SCOTIA ASSOCIATION OF ARCHITECTS

PROJECT TITLE
East Hants Aquatic Centre
Commerce Court, Elmsdale, NS

DRAWING TITLE
POOL LAYOUT PLANS, SECTIONS & HANDRAILS

SCALE
As indicated

DATE
2018-03-01

PROJECT NUMBER
1609

DRAWING NUMBER
A450

2018-02-27 4:18:23 PM
BIM 360://1609-EAHC/1609-EAHC-Arch-CM-R17.rvt

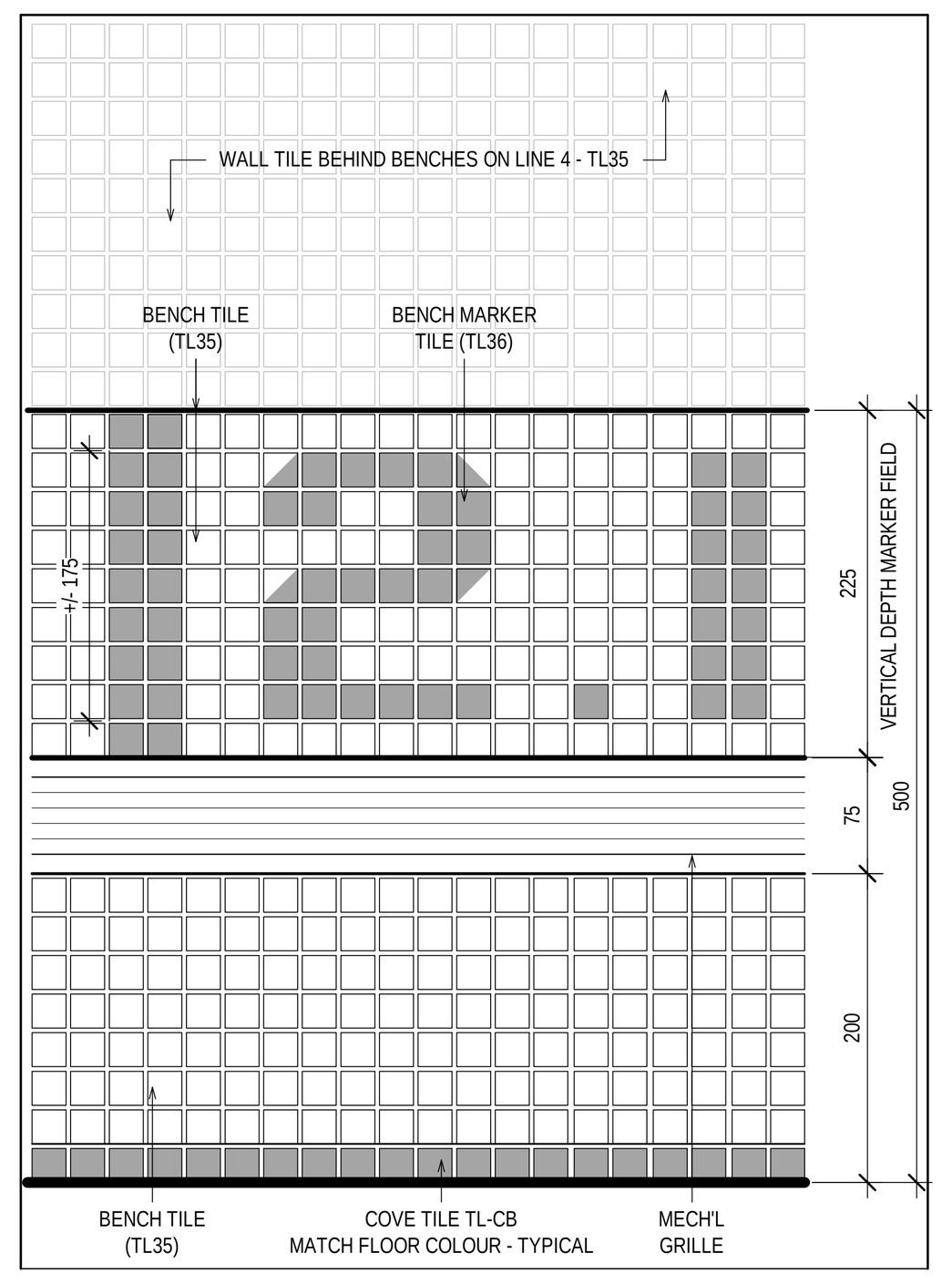

POOL DEPTH MARKINGS ON BENCHES (18) 1 : 5

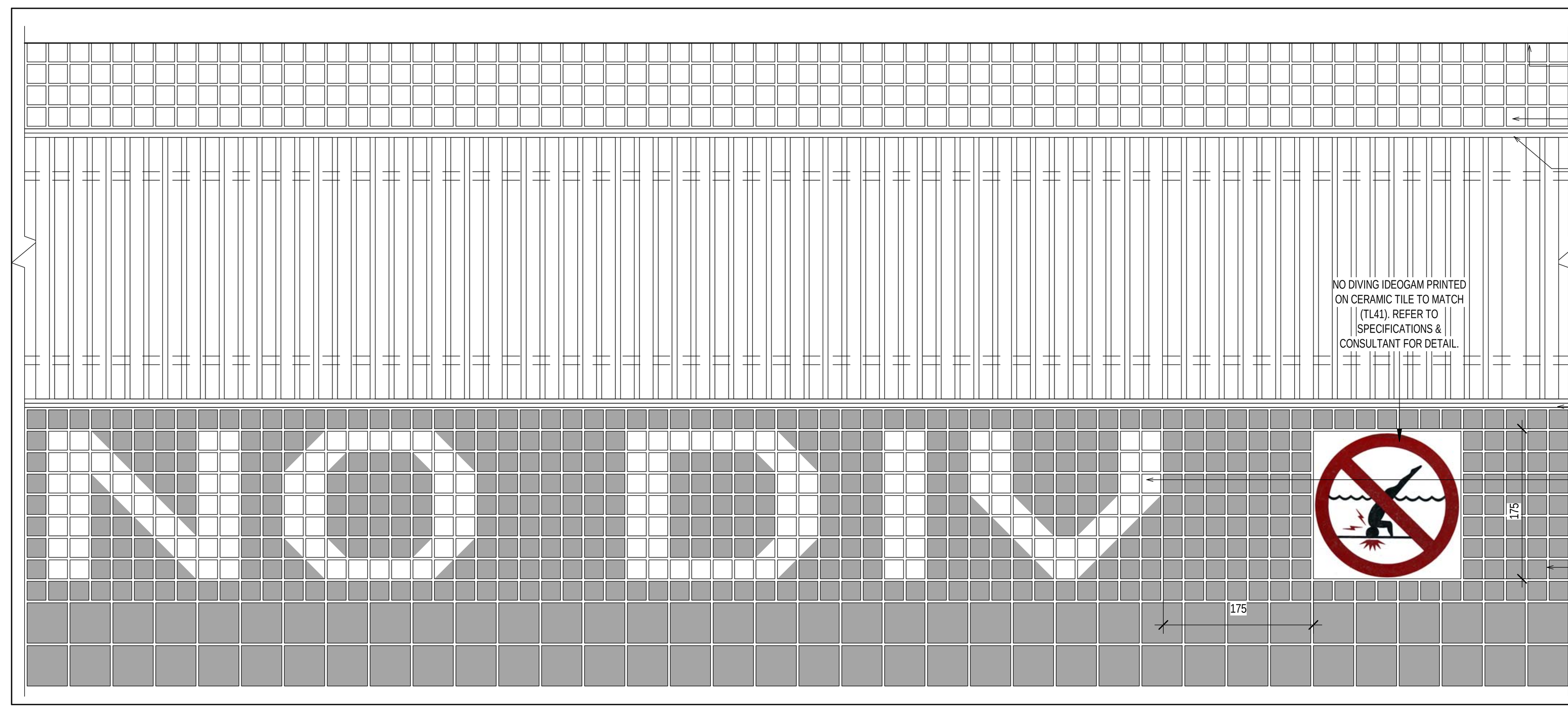

PLAN DETAIL - POOL DECK SIGNAGE (17) 1 : 5

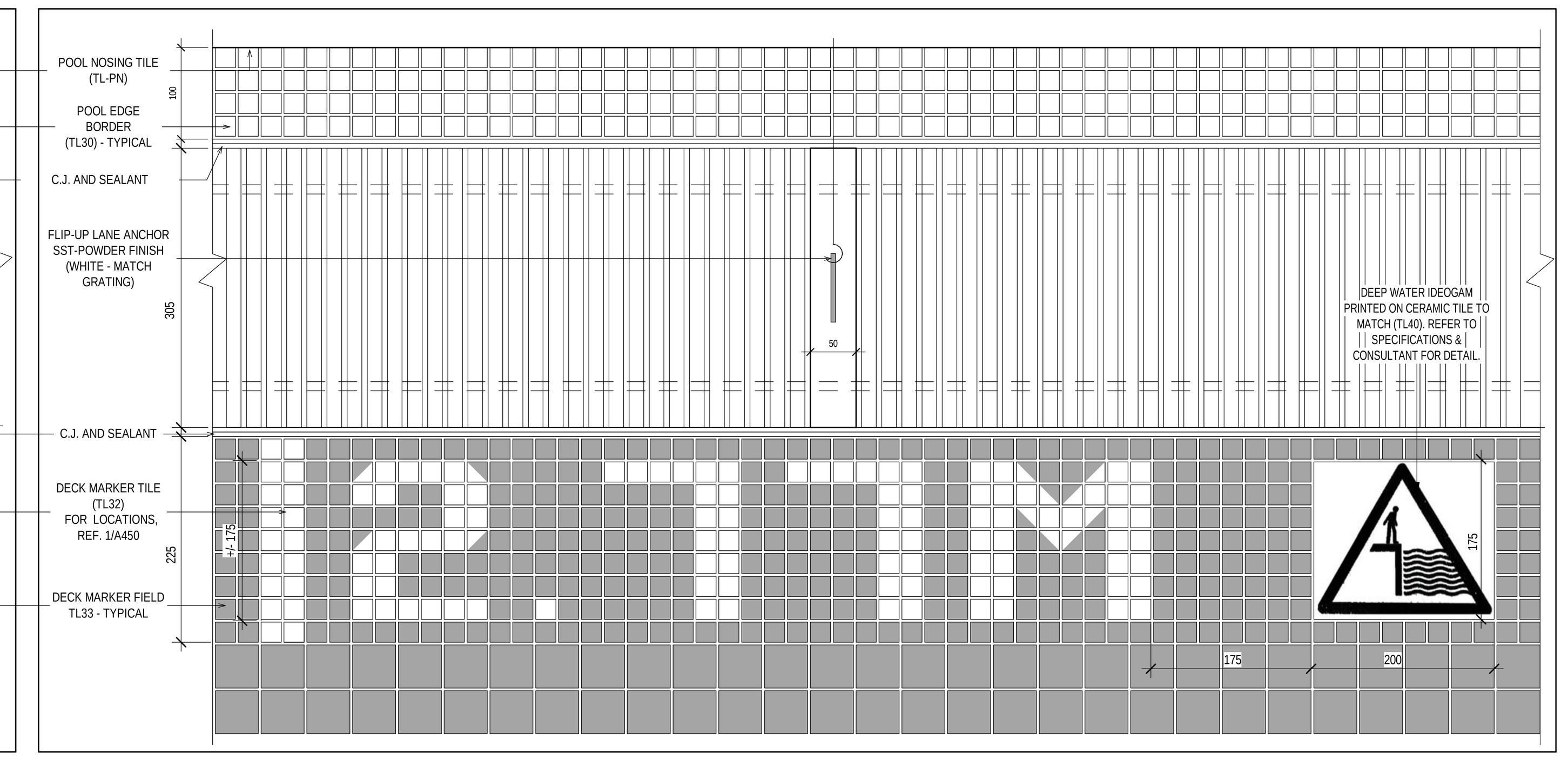

PLAN DETAIL - POOL DEPTH MARKINGS (16) 1 : 5

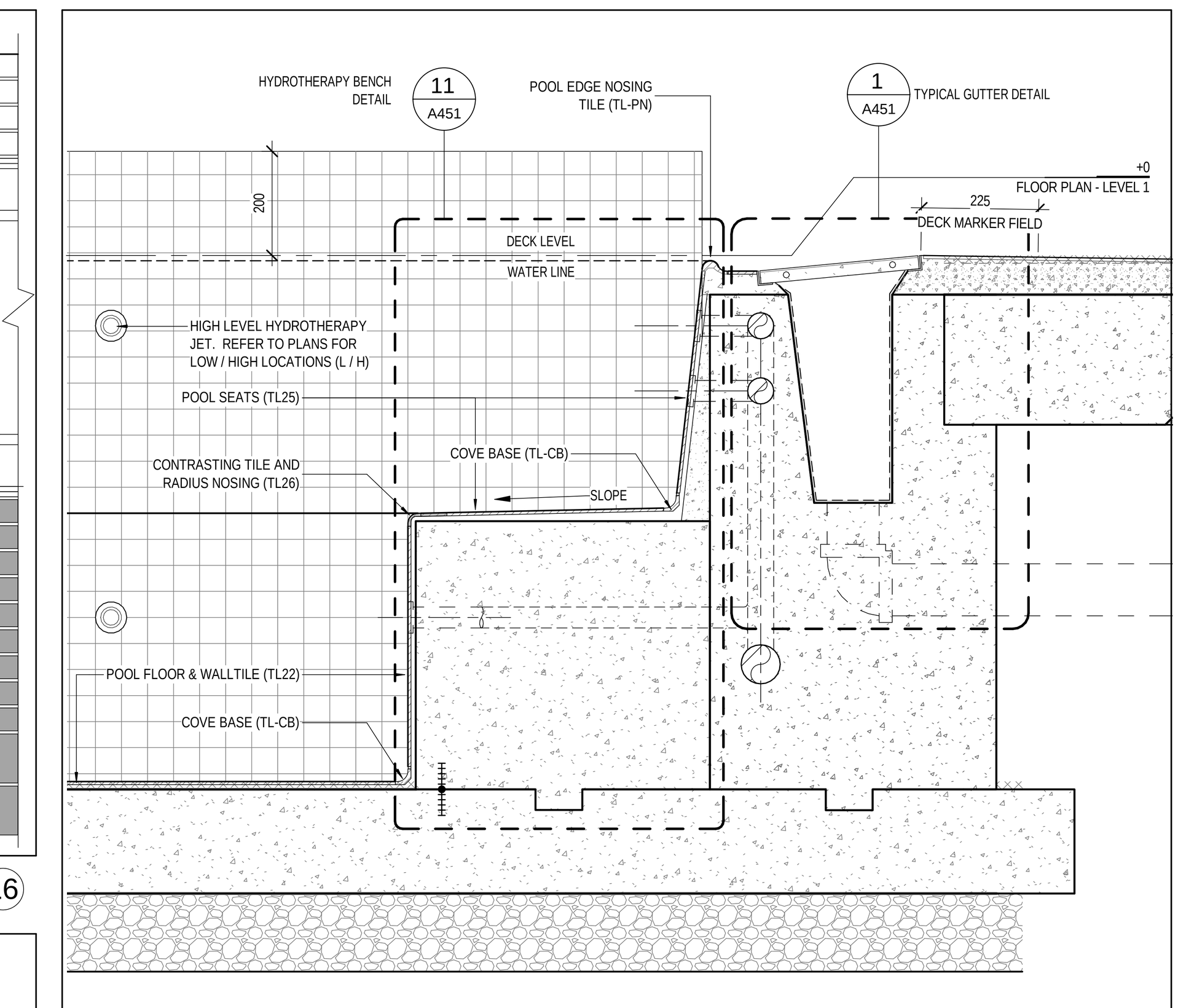

HYDROTHERAPY BENCH AT GUTTER (15) 1 : 10

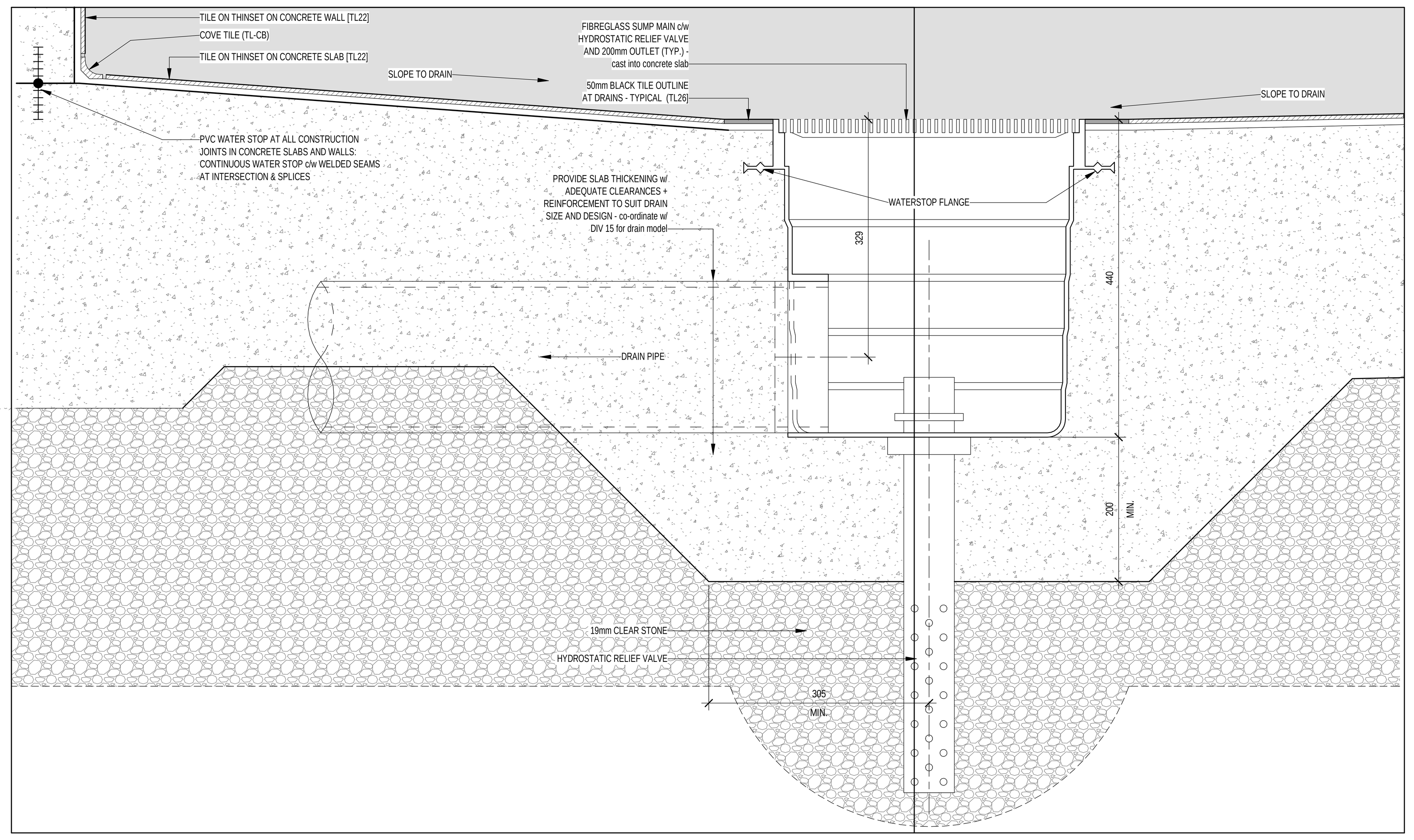

DETAIL SECTION AT POOL MAIN DRAIN - TYPICAL (14) 1 : 5

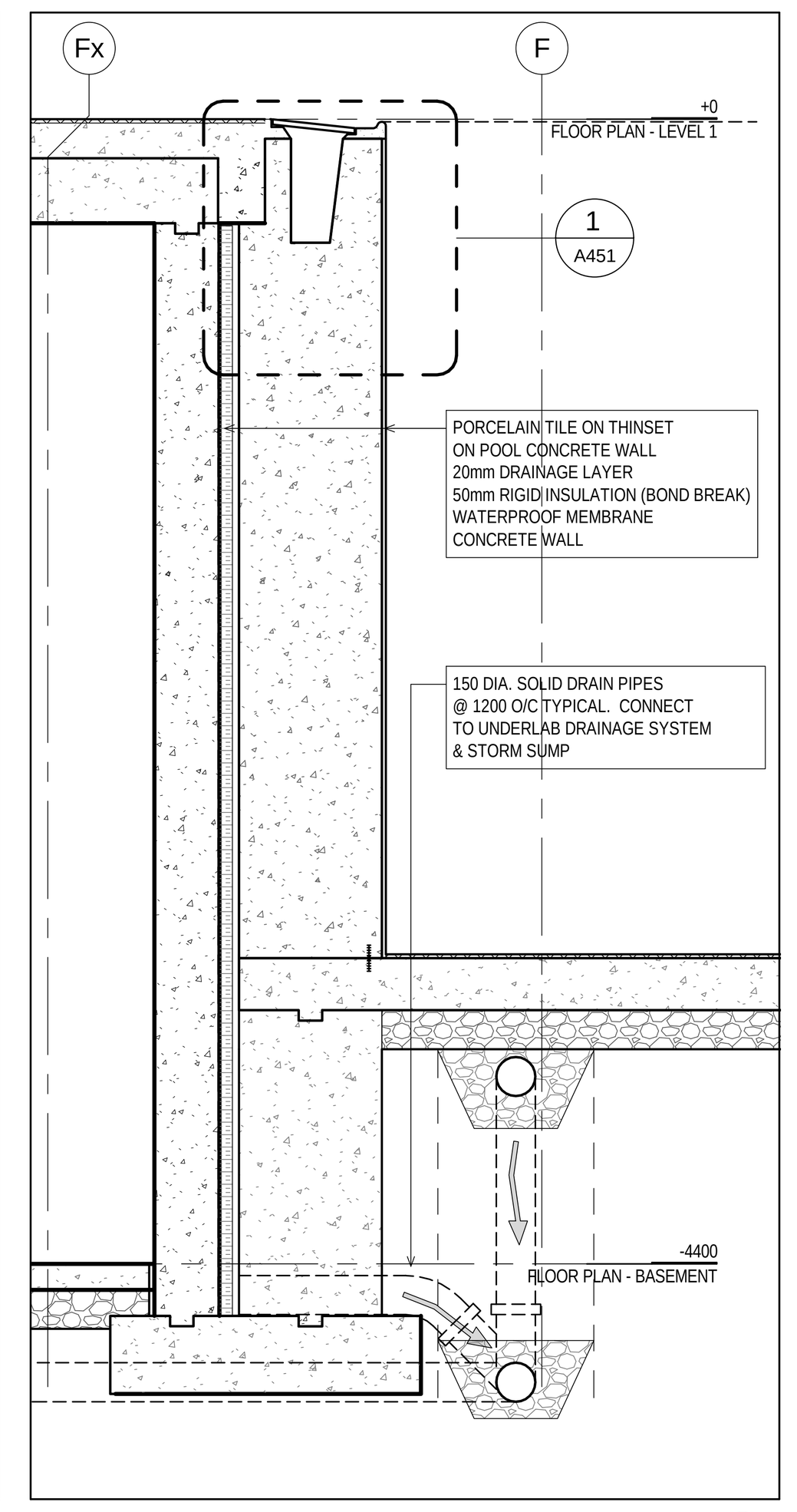

WALL SECTION AT LAP POOL DEEP END (13) 1 : 25

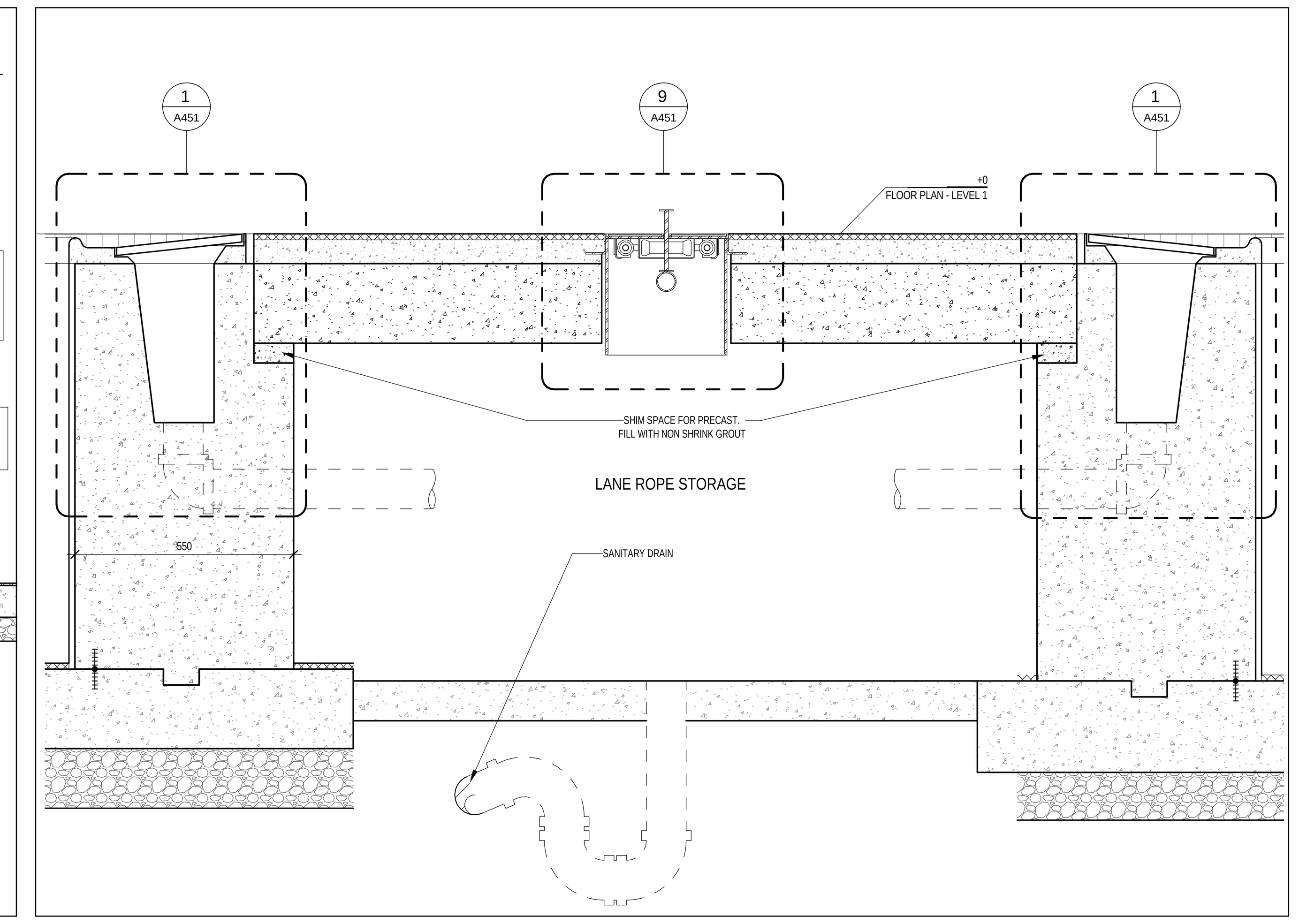

LANE ROPE STORAGE (12) 1 : 10

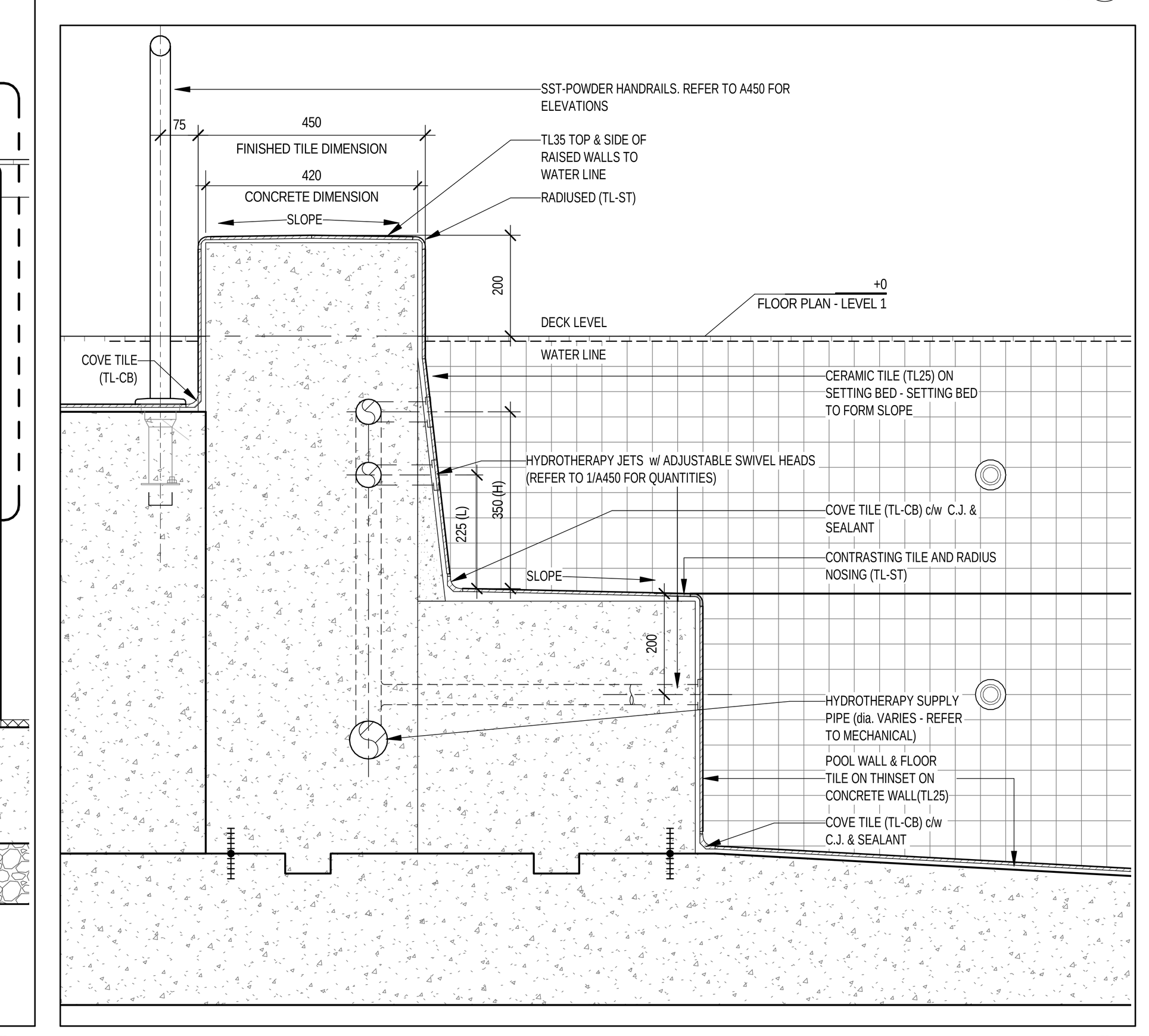

HYDROTHERAPY BENCH SECTION DETAIL (11) 1 : 10

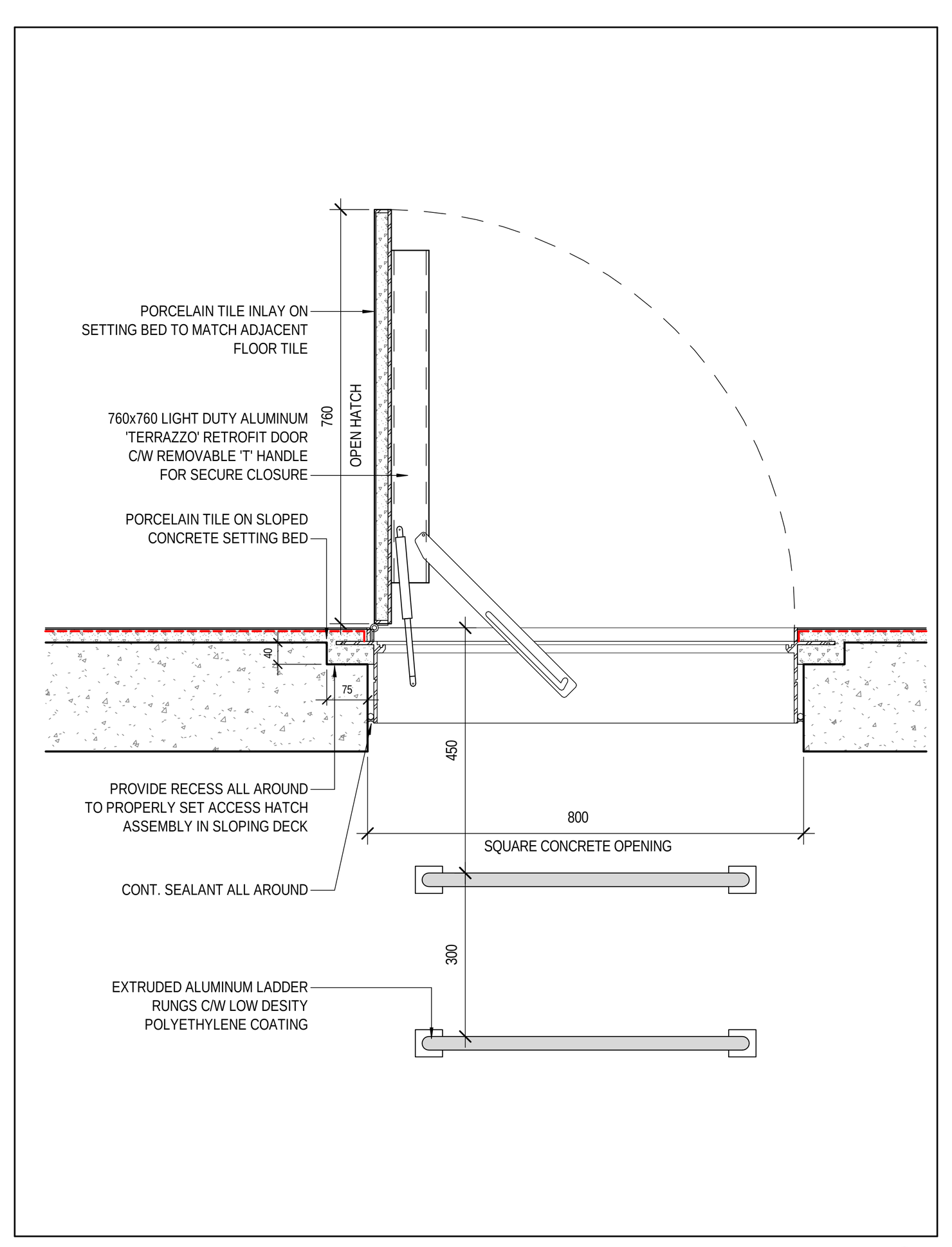

SURGE TANK & LANE ROPE ACCESS HATCH (10) 1 : 10

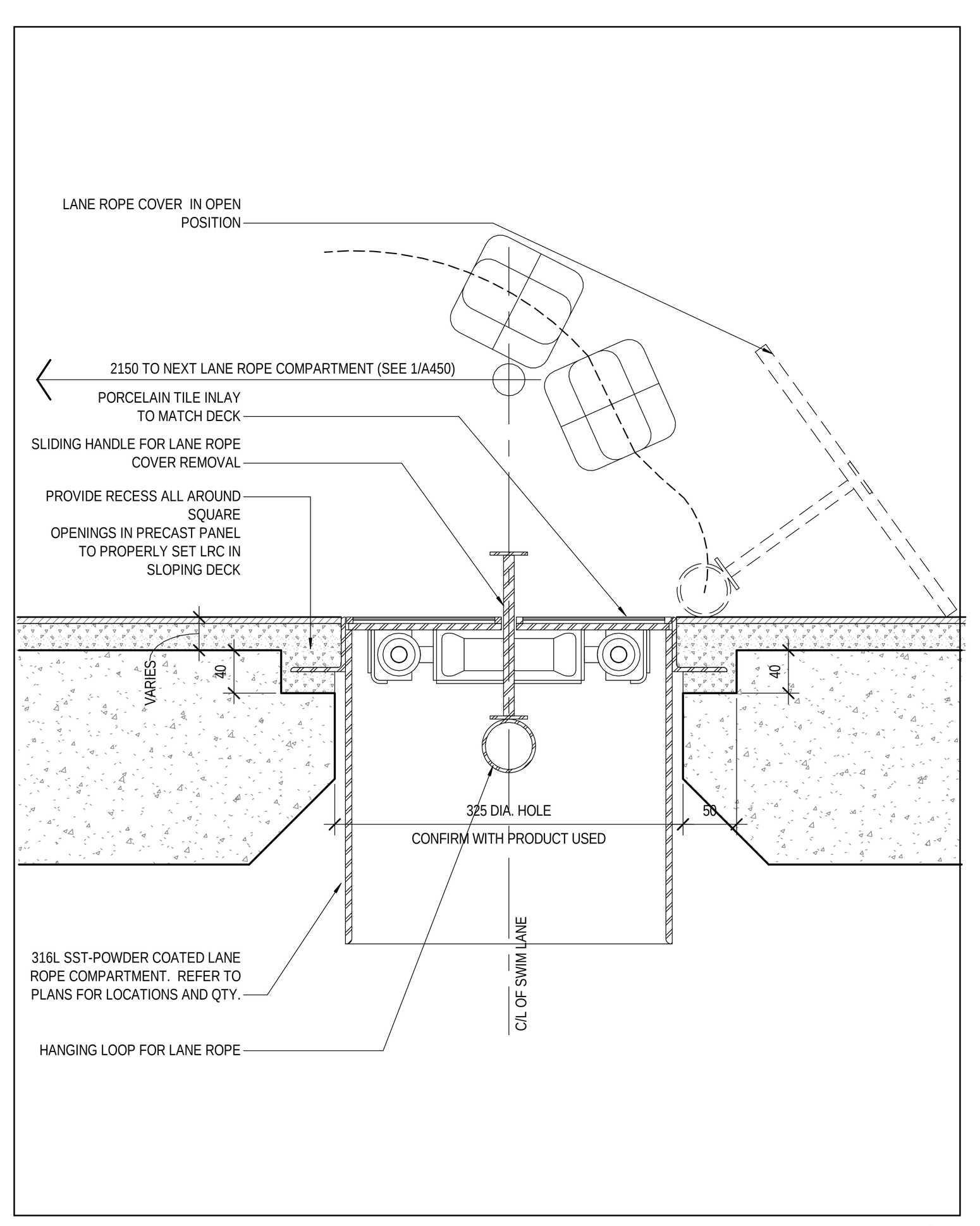

LANE ROPE TRAP (9) 1 : 5

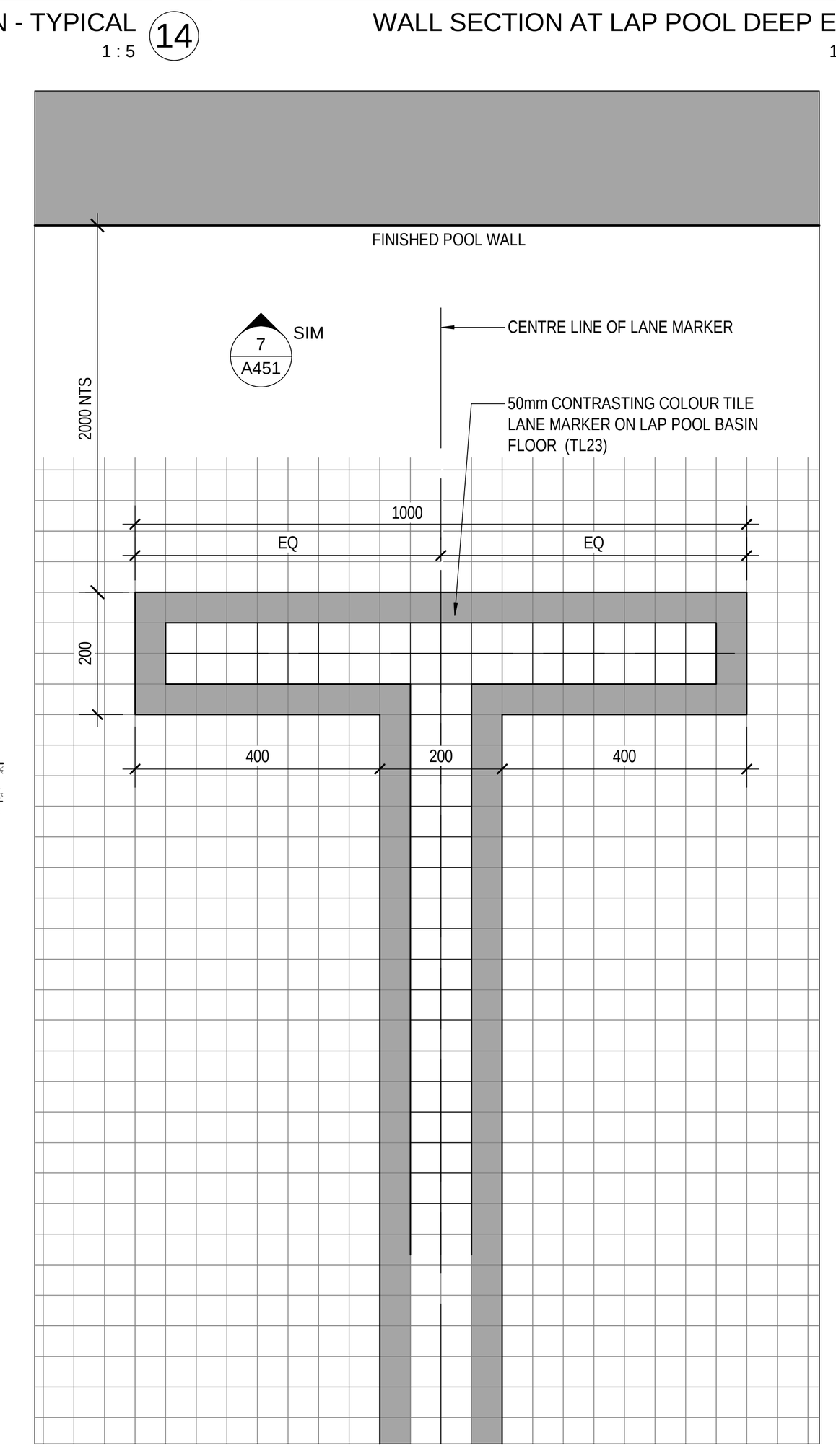

LAP POOL LANE TARGET DETAIL (8) 1 : 10

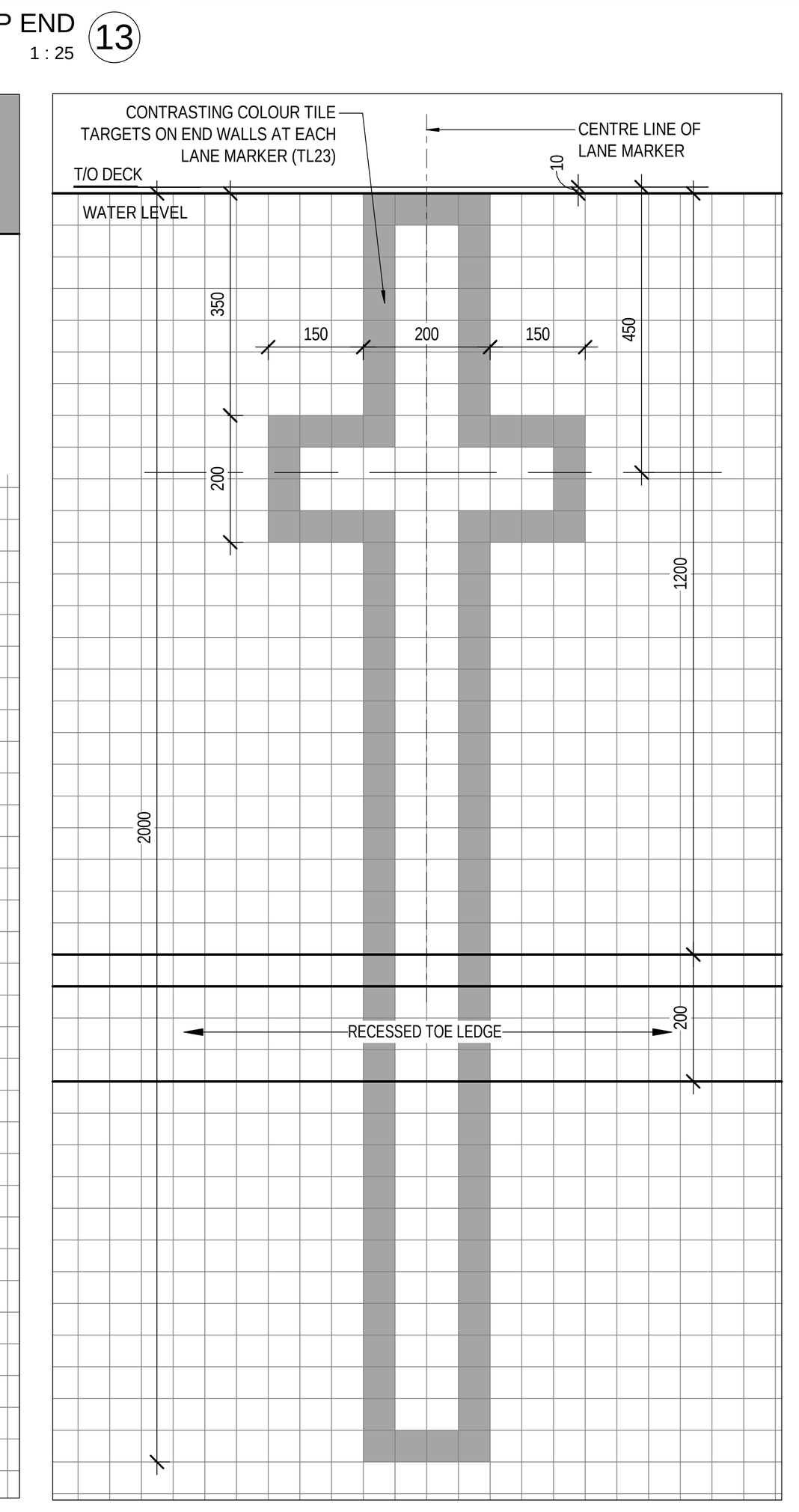

LAP POOL END WALL TARGET DETAIL (7) 1 : 10

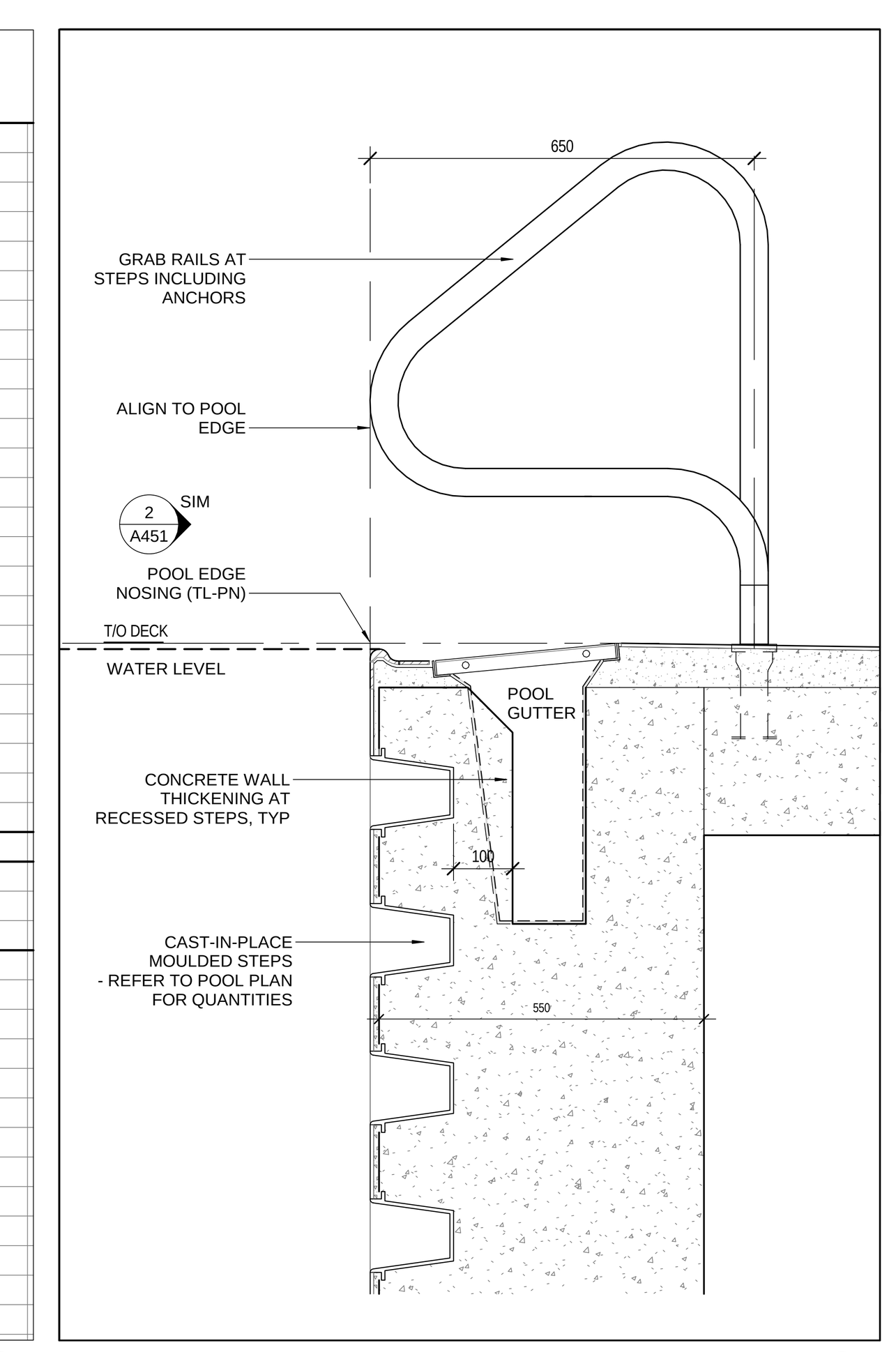

TYP POOL STEPS SECTION (6) 1 : 10

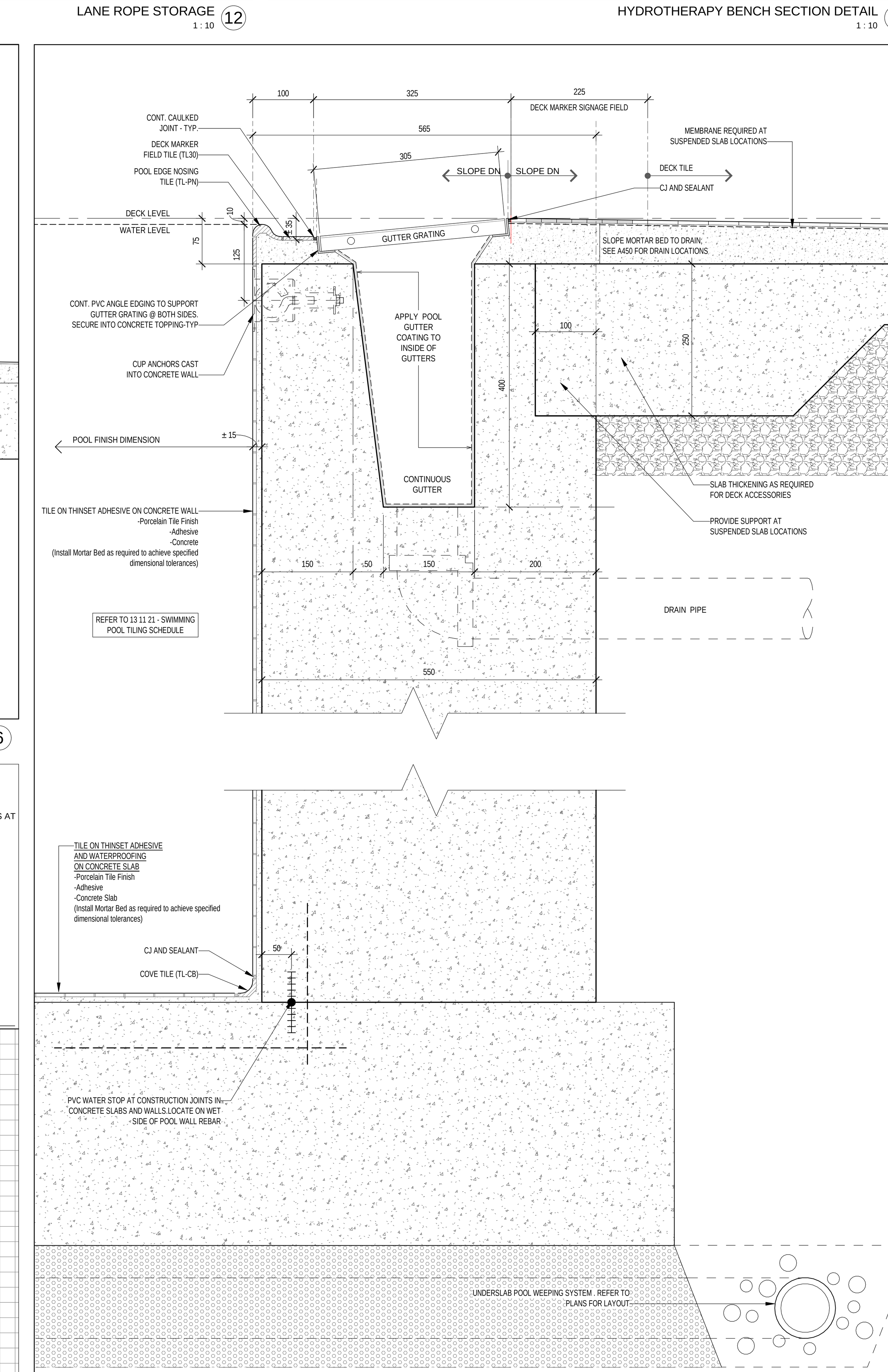

POOL GUTTER AND FLOOR / WALL DETAIL - TYPICAL (1) 1 : 5

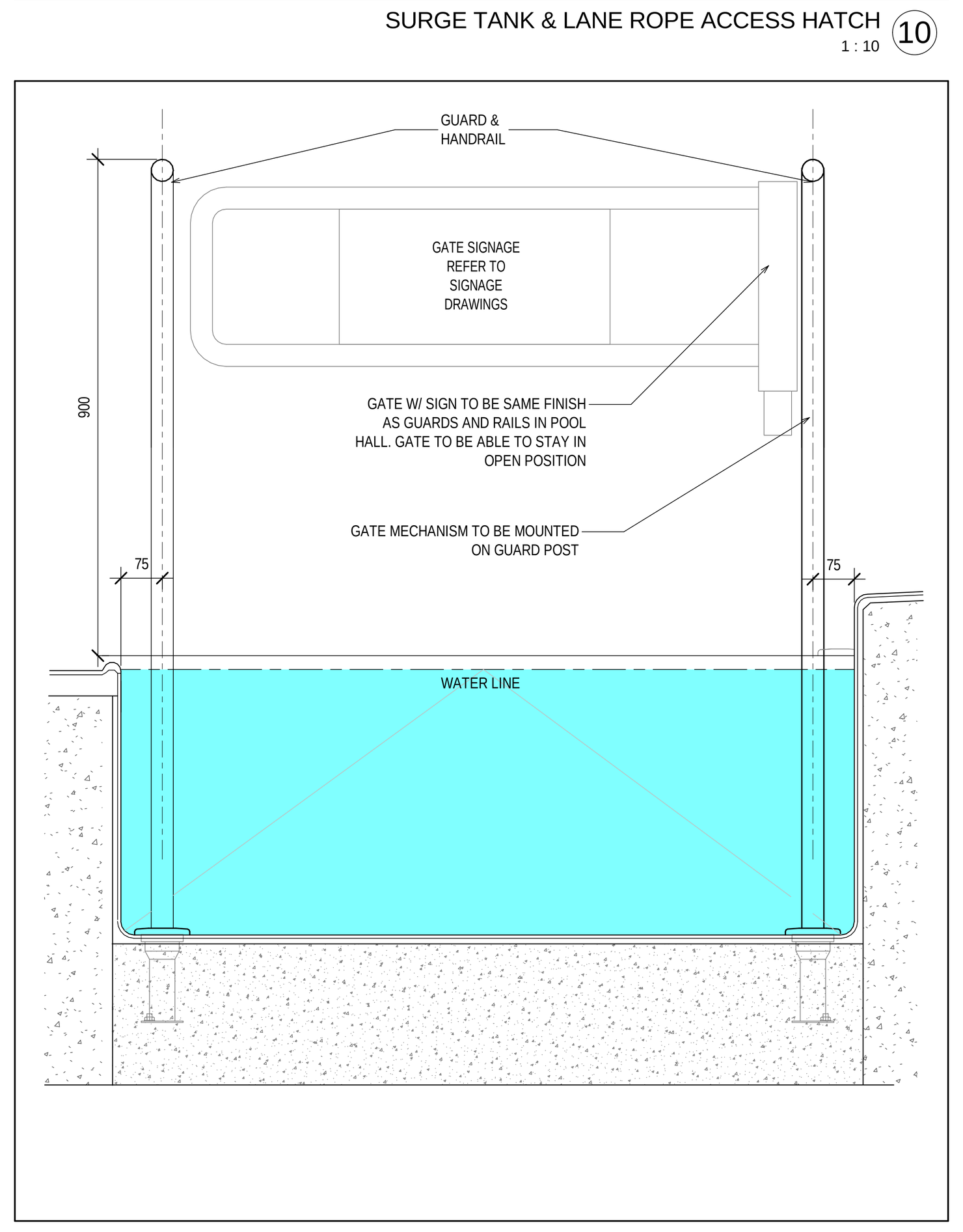

TYP. GATE AT POOL RAMP SECTION (5) 1 : 10

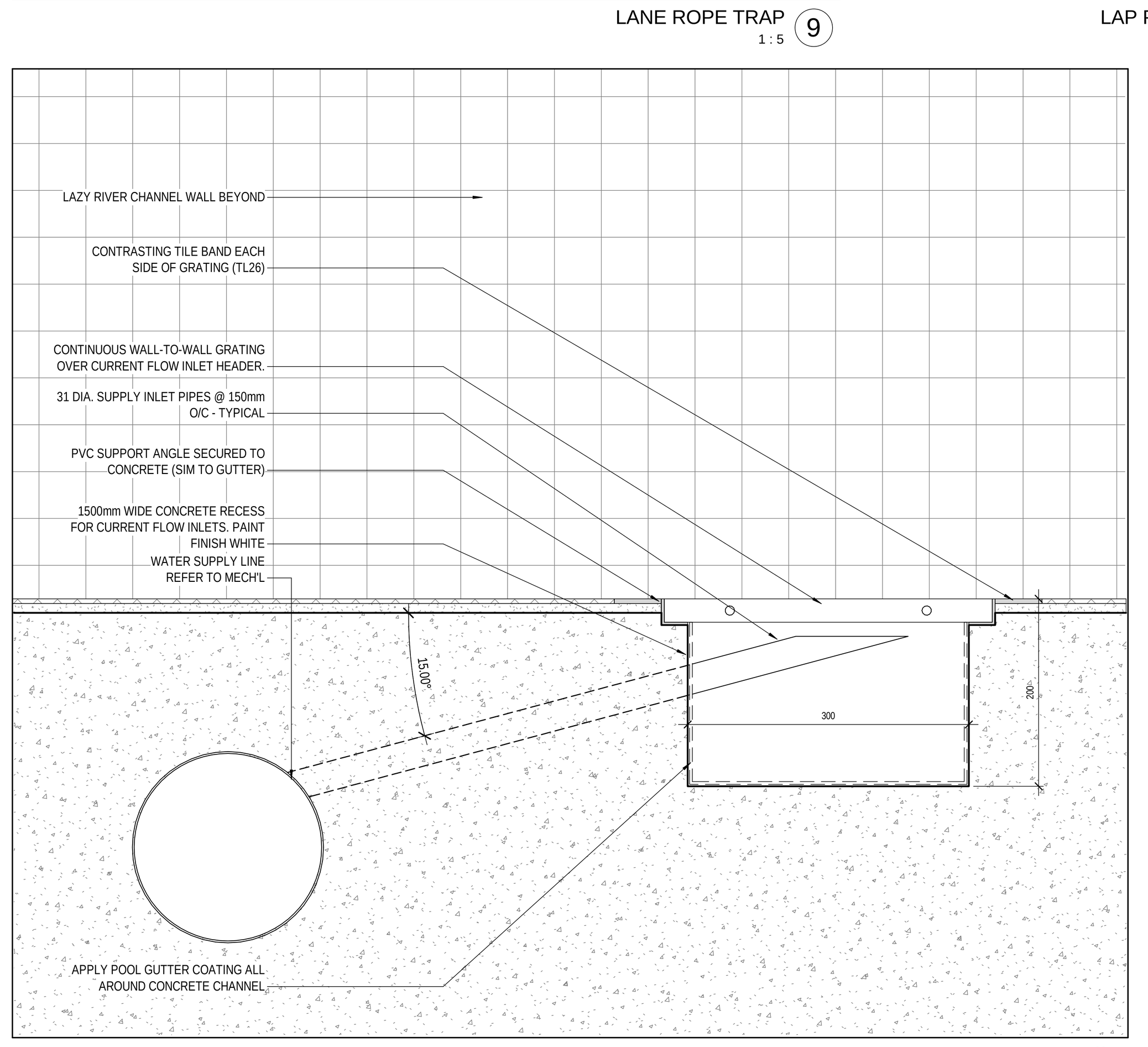

LAZY RIVER FLOW CHANNEL (4) 1 : 5

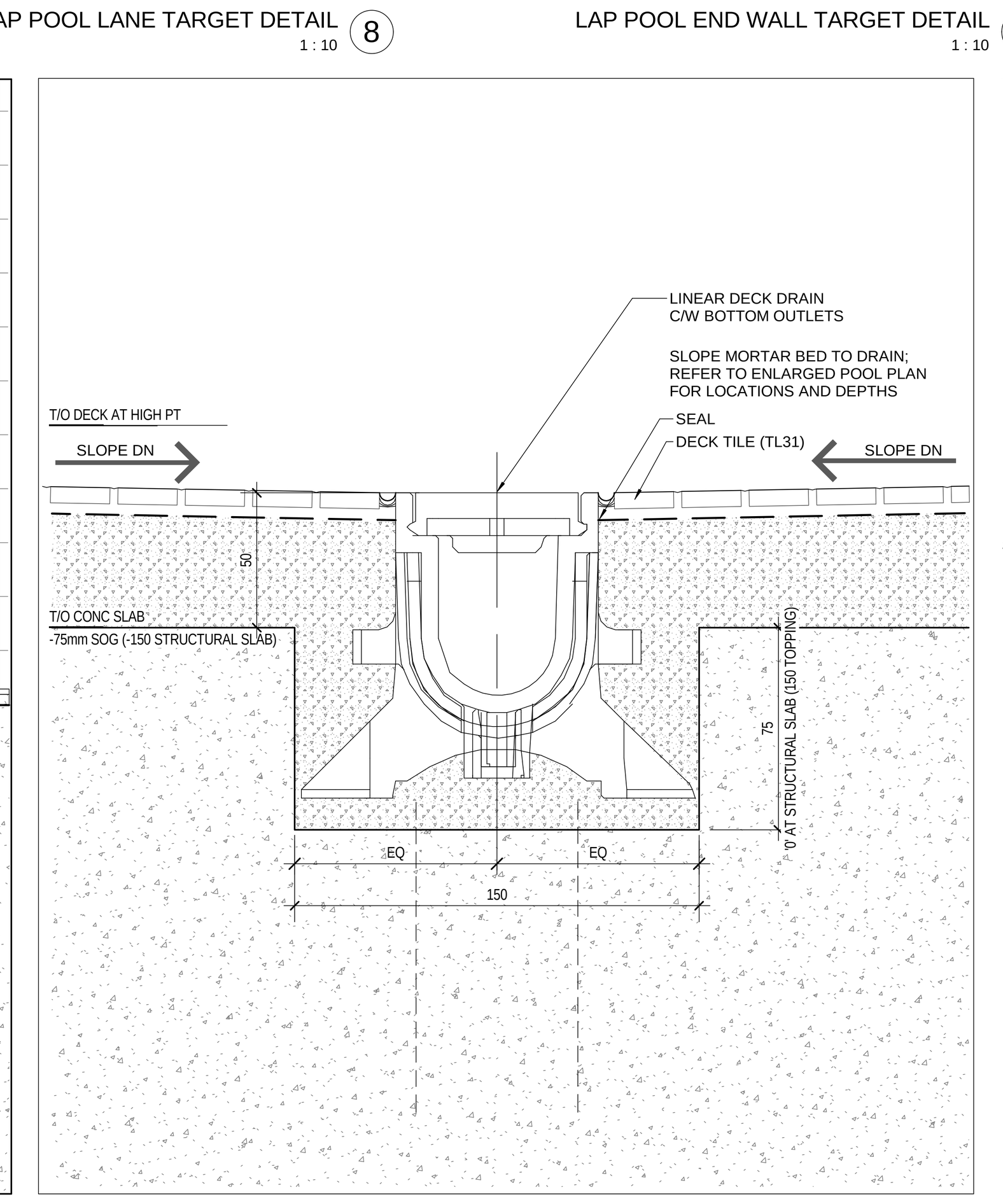

TYP LINEAR DECK DRAIN DETAIL (3) 1 : 2

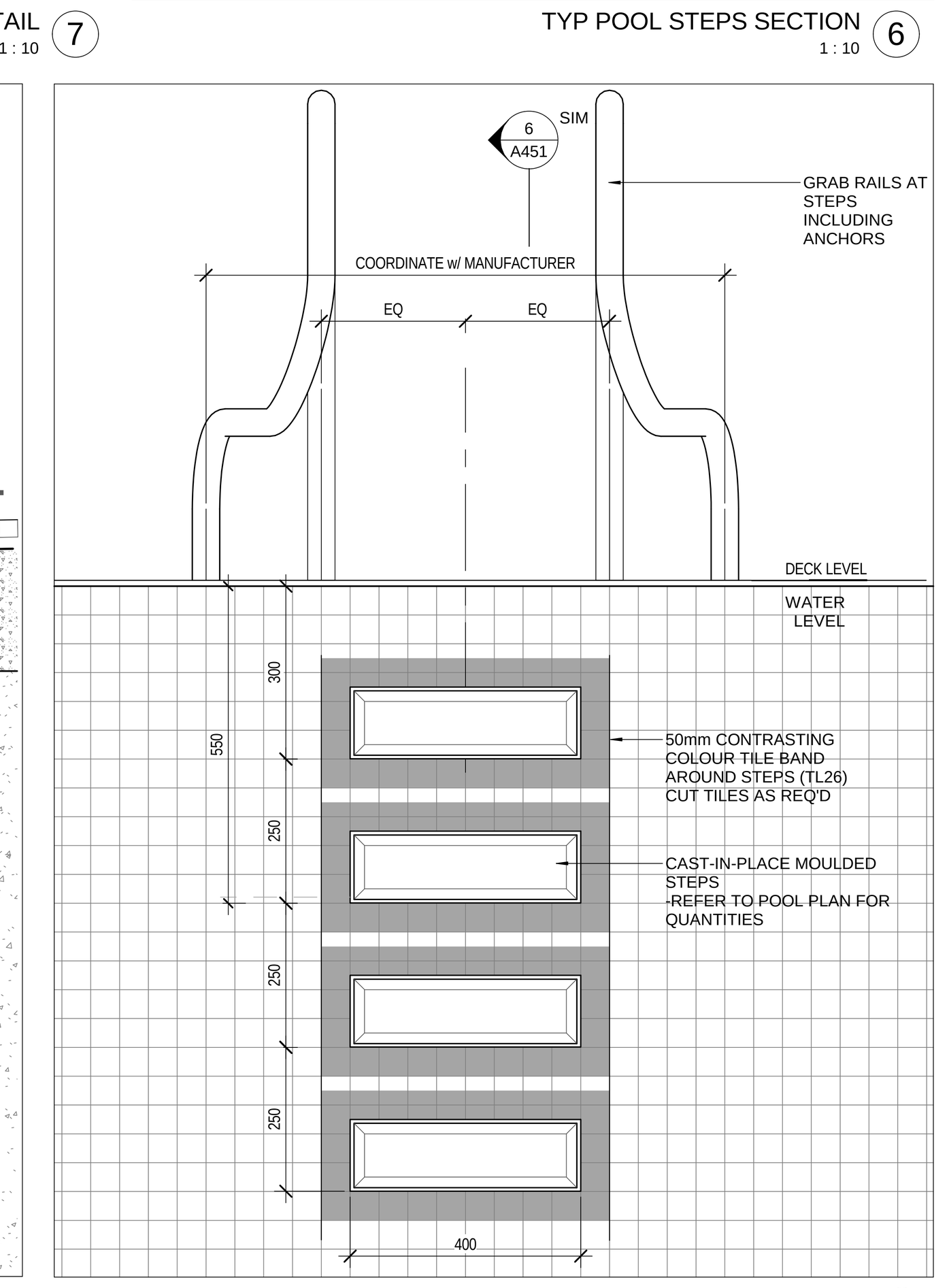

TYP POOL STEPS ELEVATION (2) 1 : 10

2018-02-27 4:18:34 PM
BIM 360://1609-EHAC/1609-EHAC-Arch-CM-R17.rvt

Contractor must check and verify all dimensions on the job, and report any discrepancies to the Architect before proceeding with the work.

Do not scale this drawing.

REVISIONS AND ISSUES

REV	DESCRIPTION	DATE
1	Issued for Tender	2018-03-01

MJMA
maclennan jaunkalns miller architects
425 adelaide street west level 6
toronto ontario m5v 3c1
416 593 6796
www.mjmarchitects.com

TEAL Architects+Planners
1660 Hollis Street, Suite 1101
Halifax, Nova Scotia B3J 1V7
www.tealarchitects.com

CAMPBELL COMEAU ENGINEERING LTD.
STRUCTURAL ENGINEERS
2719 GLADSTONE STREET, SUITE 110
HALIFAX NS, B3K 4W6
T: 902 429 5454 F:902 444 3099

Smith + Andersen
MECHANICAL ENGINEERS
500-4211 Yonge Street
Toronto, Ontario, M2P 2A9
T: 416 487 8151 F: 416 487 9104

Smith + Andersen
ELECTRICAL ENGINEERS
1969 Upper Water Street, Suite 1905
Halifax, Nova Scotia, B3J 3R7
T: 902 440 0981 F: 416 487 9104

Strum Consulting
CIVIL ENGINEERS
Railside, 1355 Bedford Highway
Bedford, NS B4A 1C5
T: 902 835 5560 F: 902 835 5574

EAST HANTS
We live it!

Municipality of East Hants
Parks, Recreation and Culture
Lloyd E Matheson Centre
15 Commerce Court
Elmsdale, NS B2S 3K5
T: 902 883-7098

KEYPLAN

NORTH ARROW

TRUE N
PROJECT N

LICENSED ARCHITECT
THOMAS G EMODI
NOVA SCOTIA ASSOCIATION OF ARCHITECTS

PROJECT TITLE
East Hants Aquatic Centre

Commerce Court, Elmsdale, NS

DRAWING TITLE
POOL DETAILS

SCALE
As indicated
DATE
2018-03-01
PROJECT NUMBER
1609
DRAWING NUMBER
A451

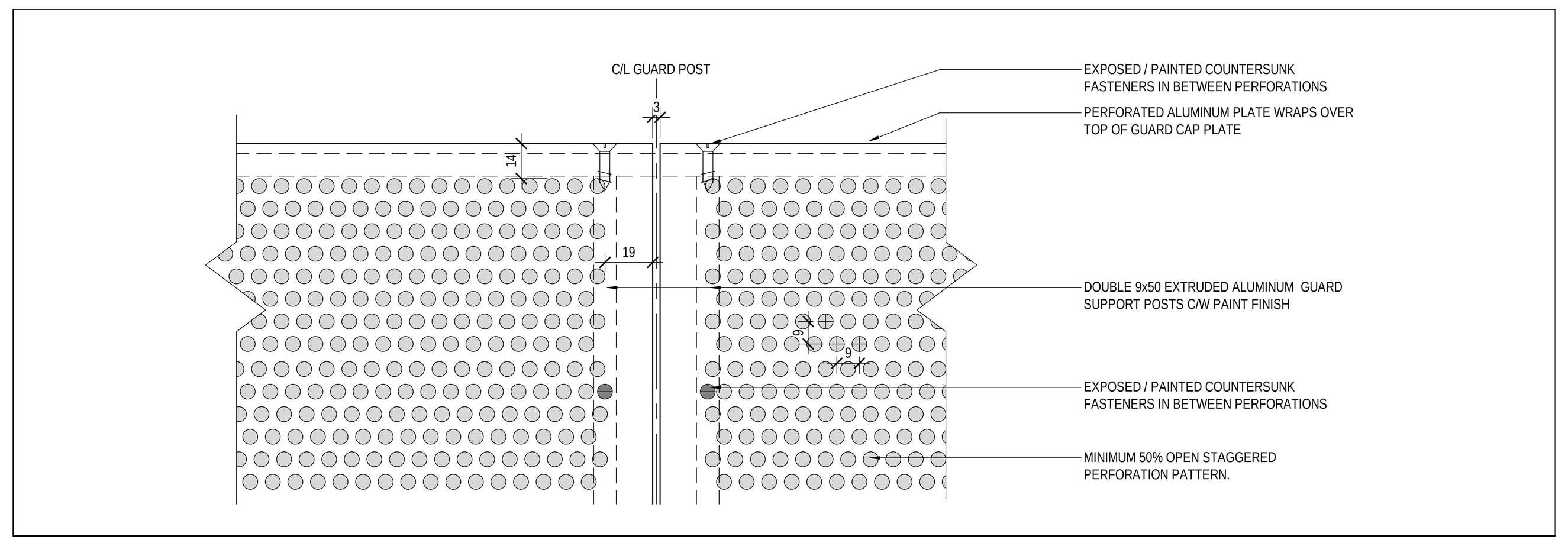

ELEVATION - TYPICAL PERFORATION PATTERN (13)
1 : 2

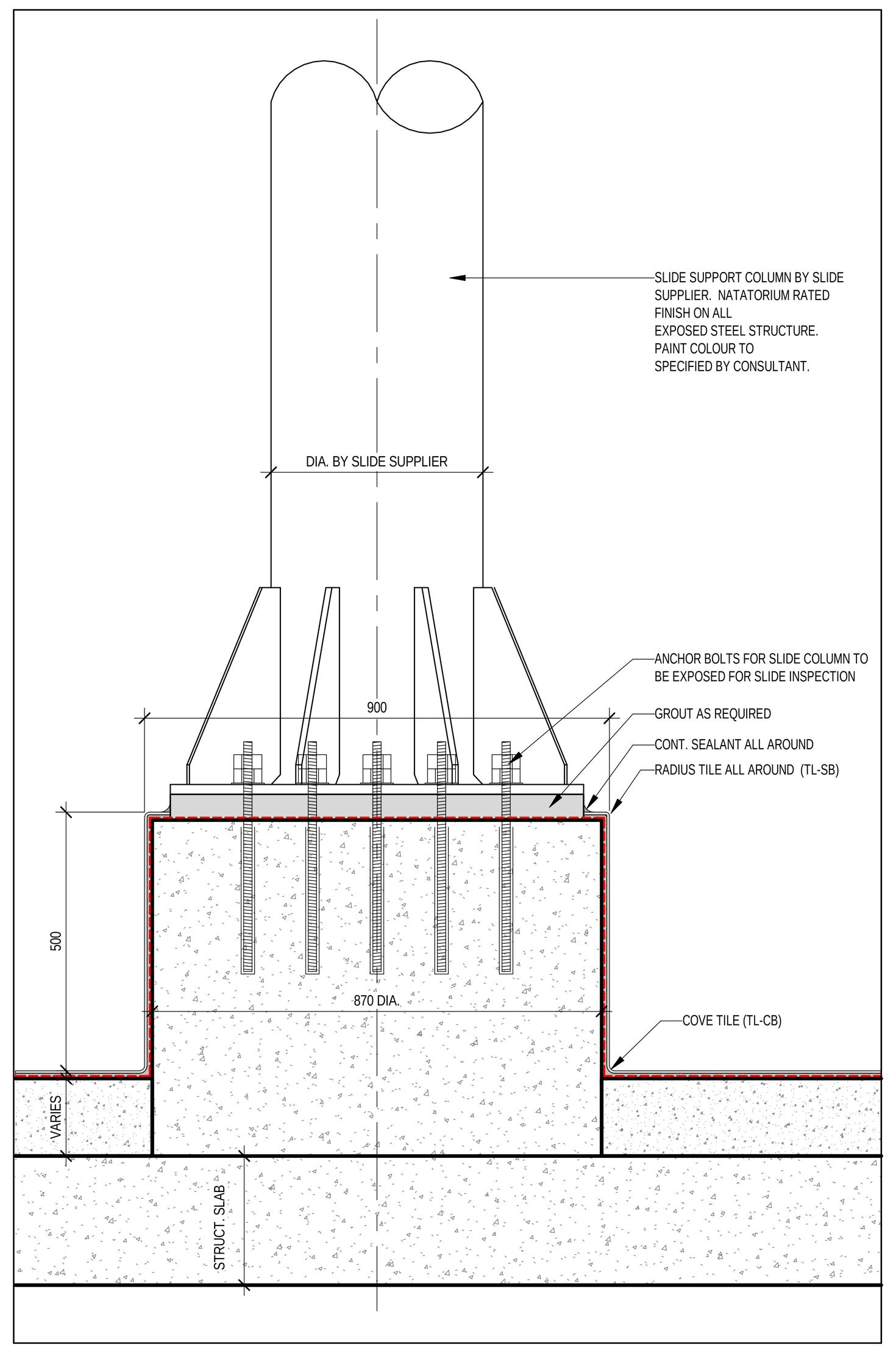

SLIDE COLUMN DETAIL (11)
1 : 10

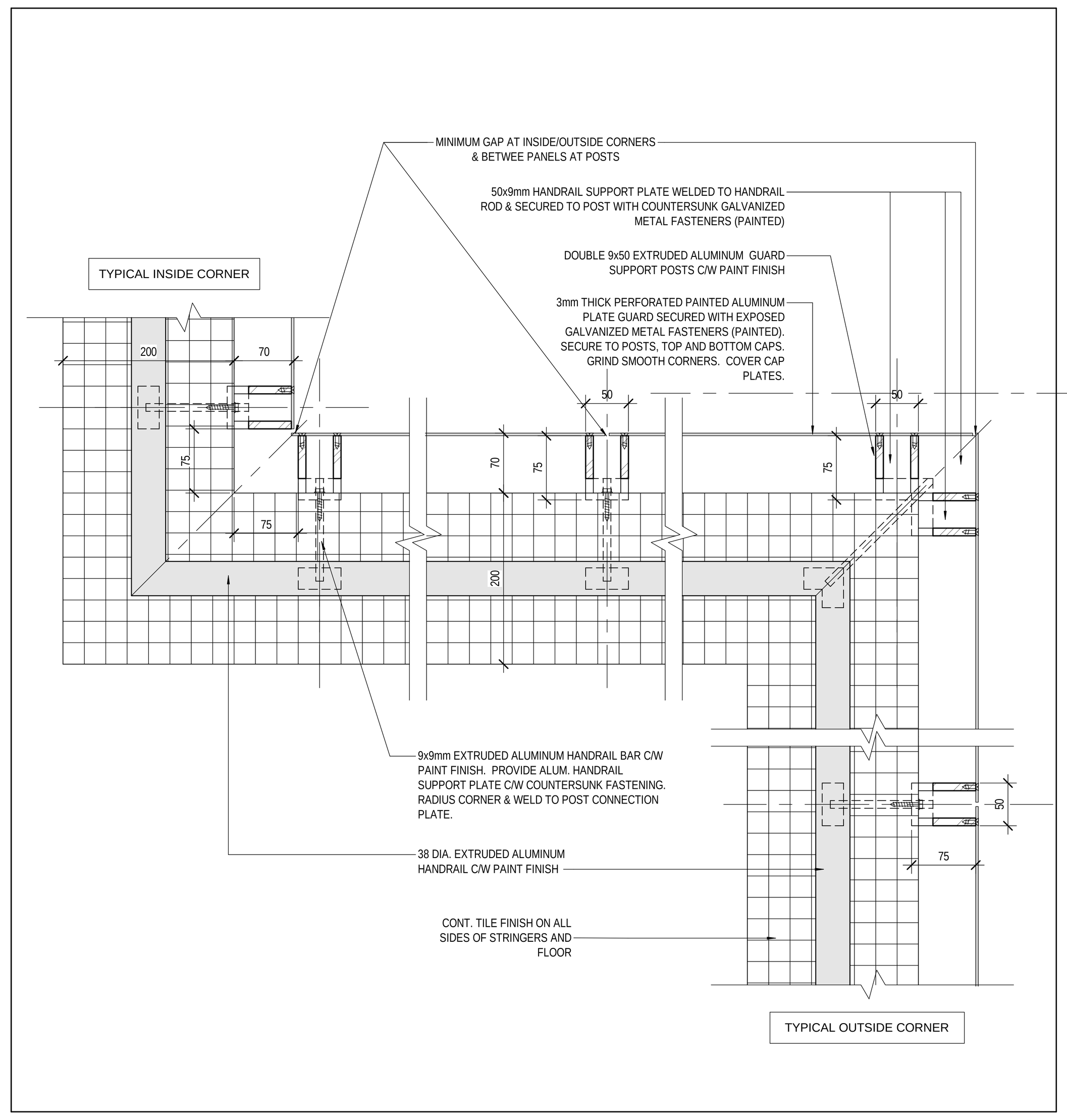

PLAN DETAIL - STAIR GUARD (9)
1 : 5

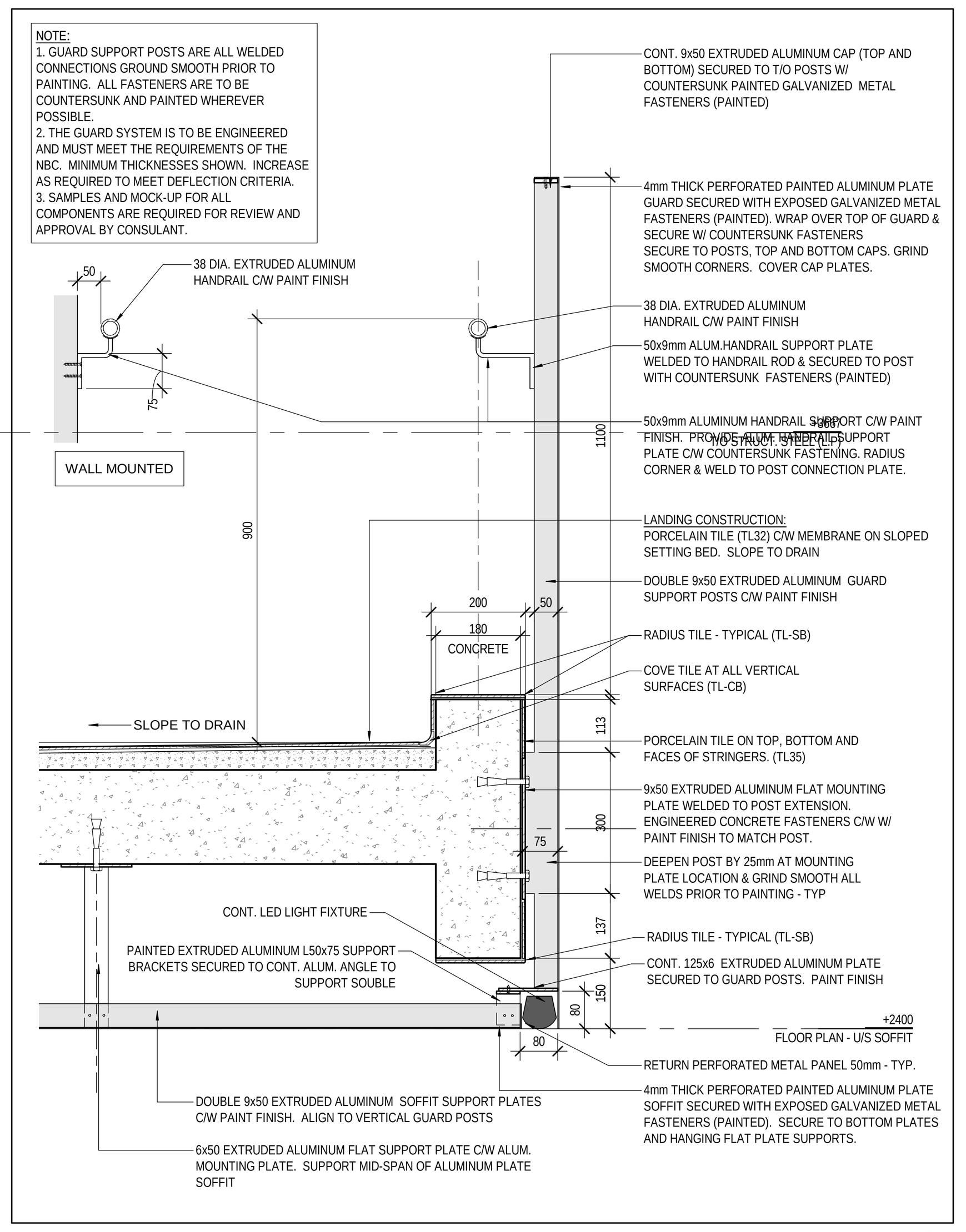

SECTION DETAIL - SLIDE STAIR GUARDRAIL (8)
1 : 10

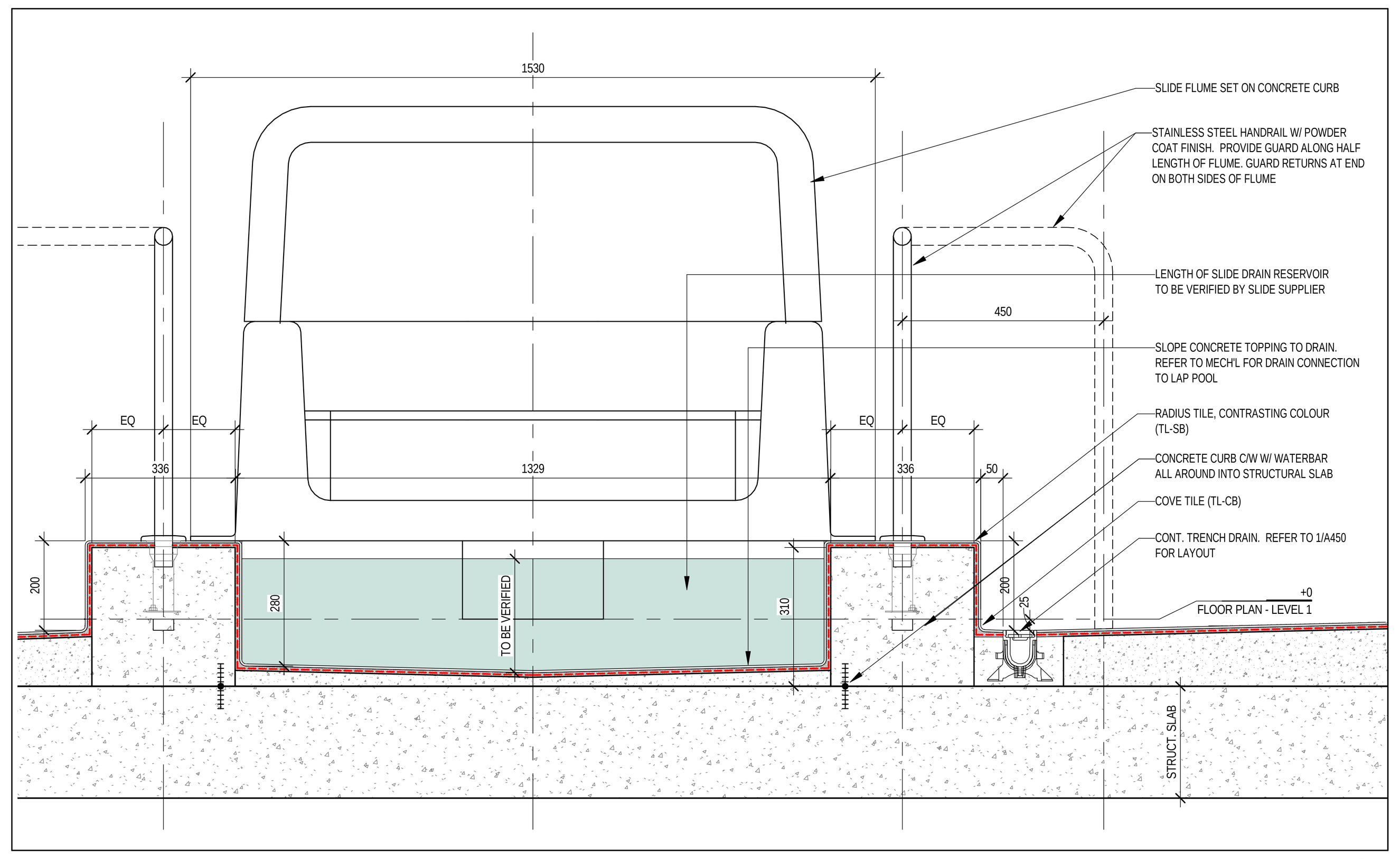

SLIDE FLUME SECTION - ON DECK (10)
1 : 10

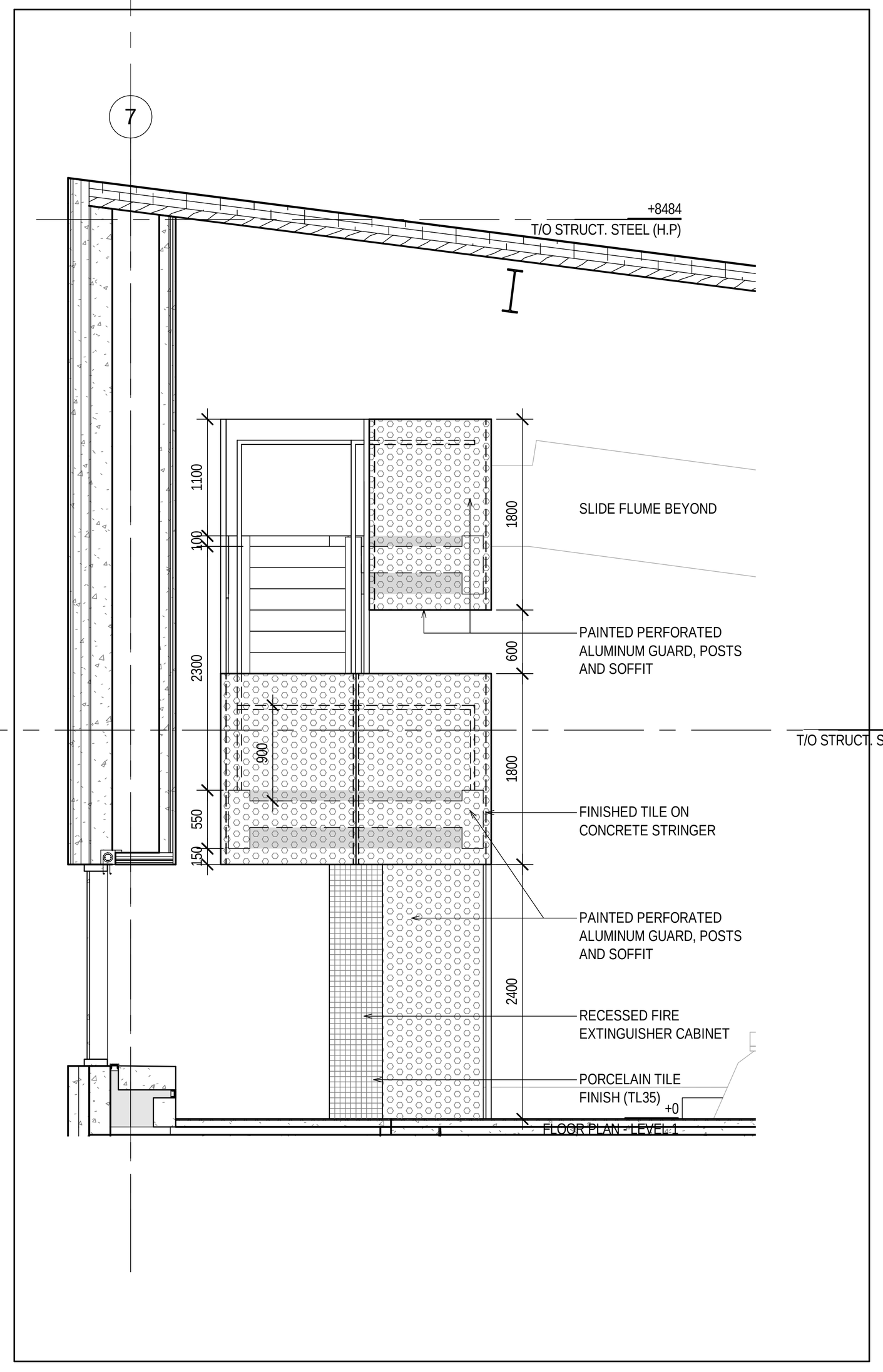

SLIDE STAIR - NORTH ELEVATION (7)
1 : 50

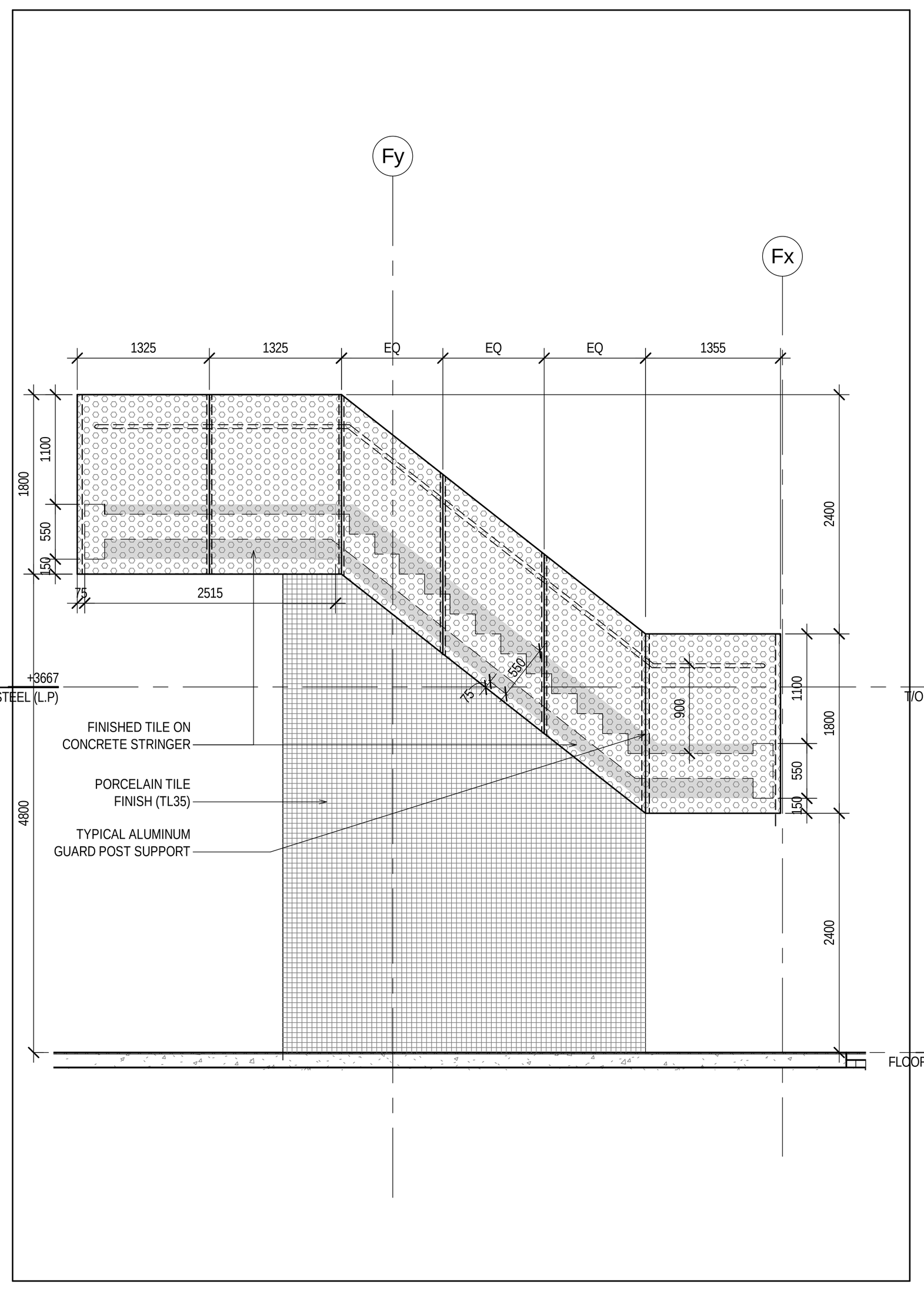

SLIDE STAIR - EAST ELEVATION (6)
1 : 50

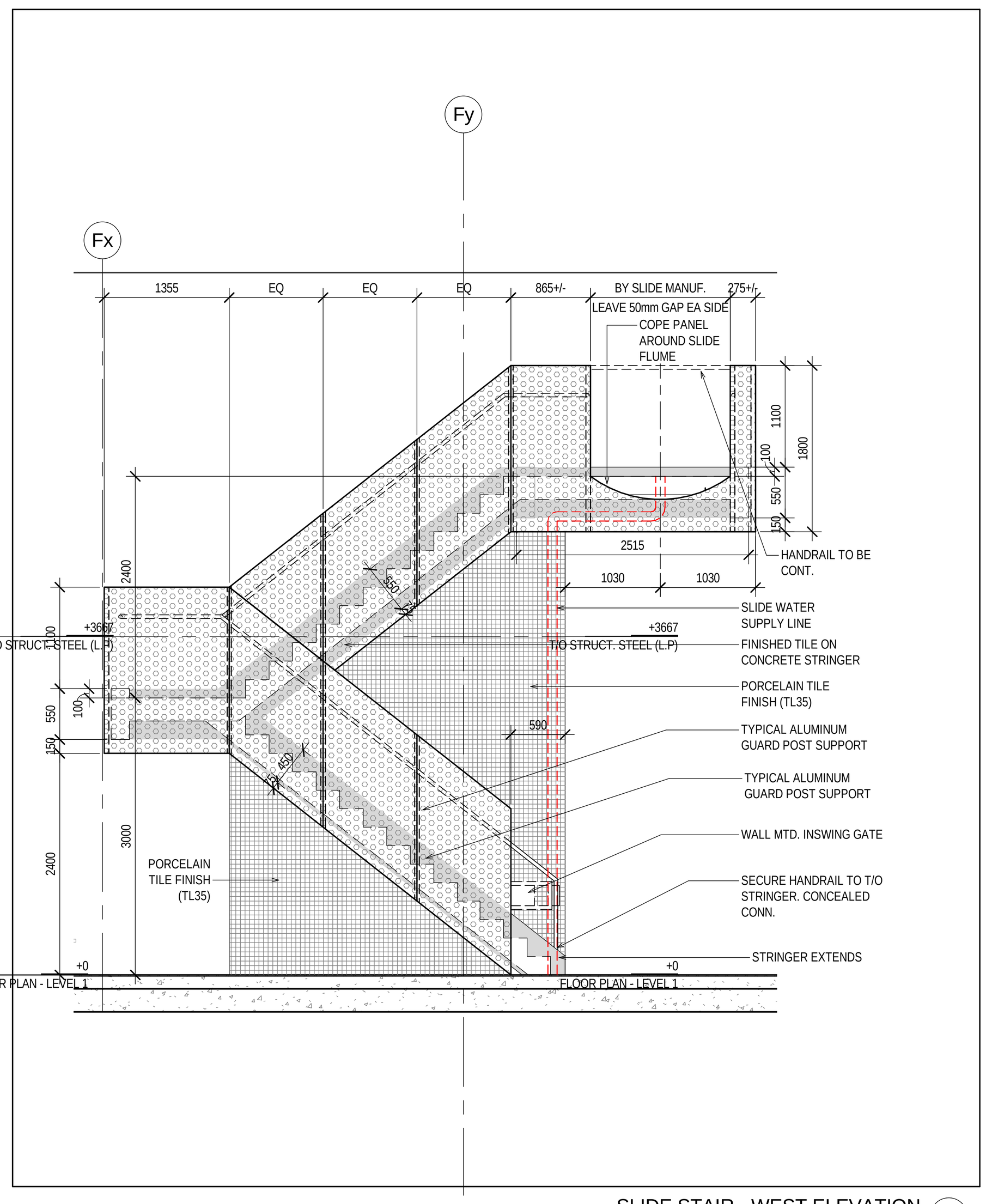

SLIDE STAIR - WEST ELEVATION (5)
1 : 50

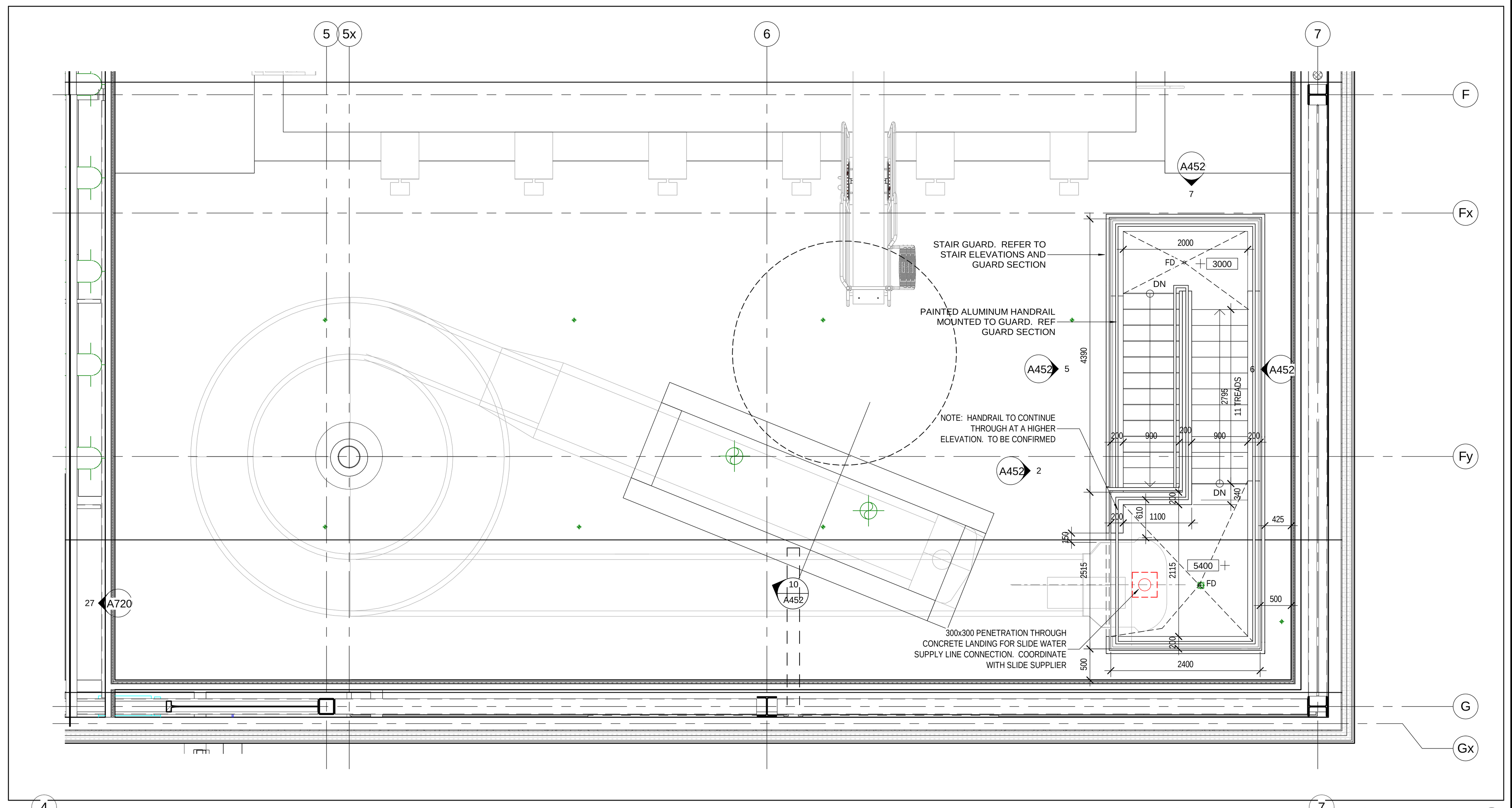

STAIR PLAN - UPPER LEVEL - SLIDE PLATFORM (4)
1 : 50

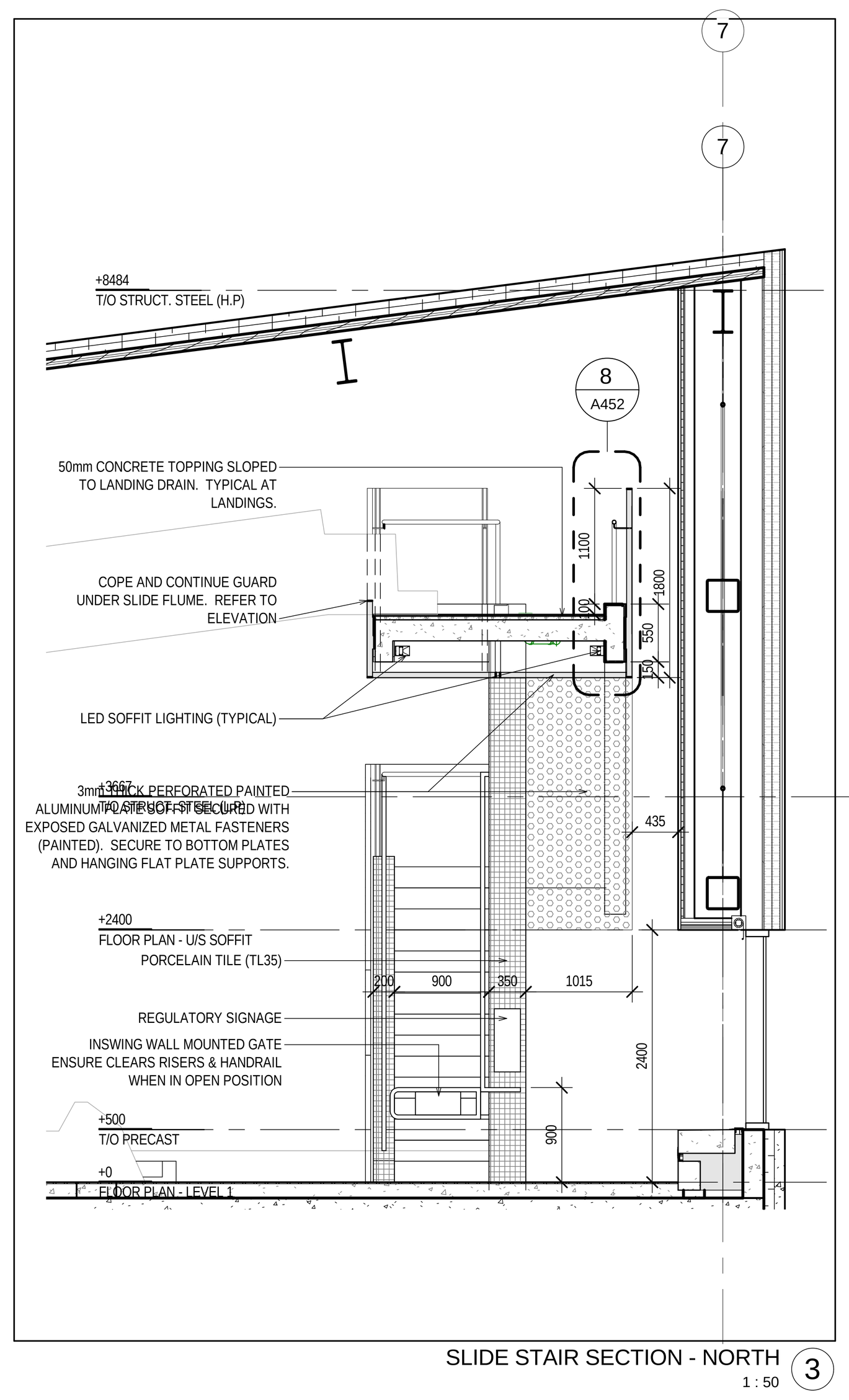

SLIDE STAIR SECTION - NORTH (3)
1 : 50

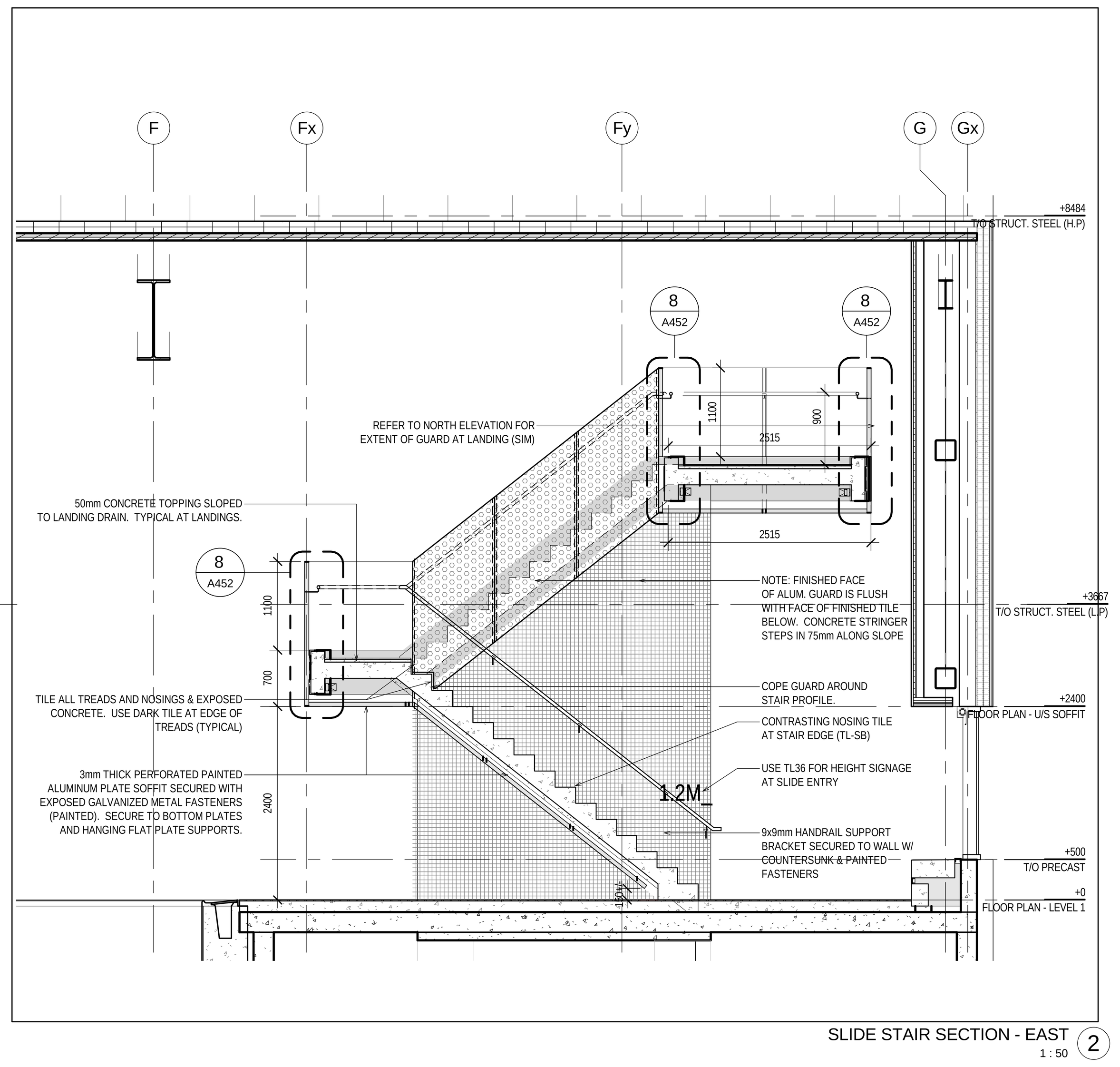

SLIDE STAIR SECTION - EAST (2)
1 : 50

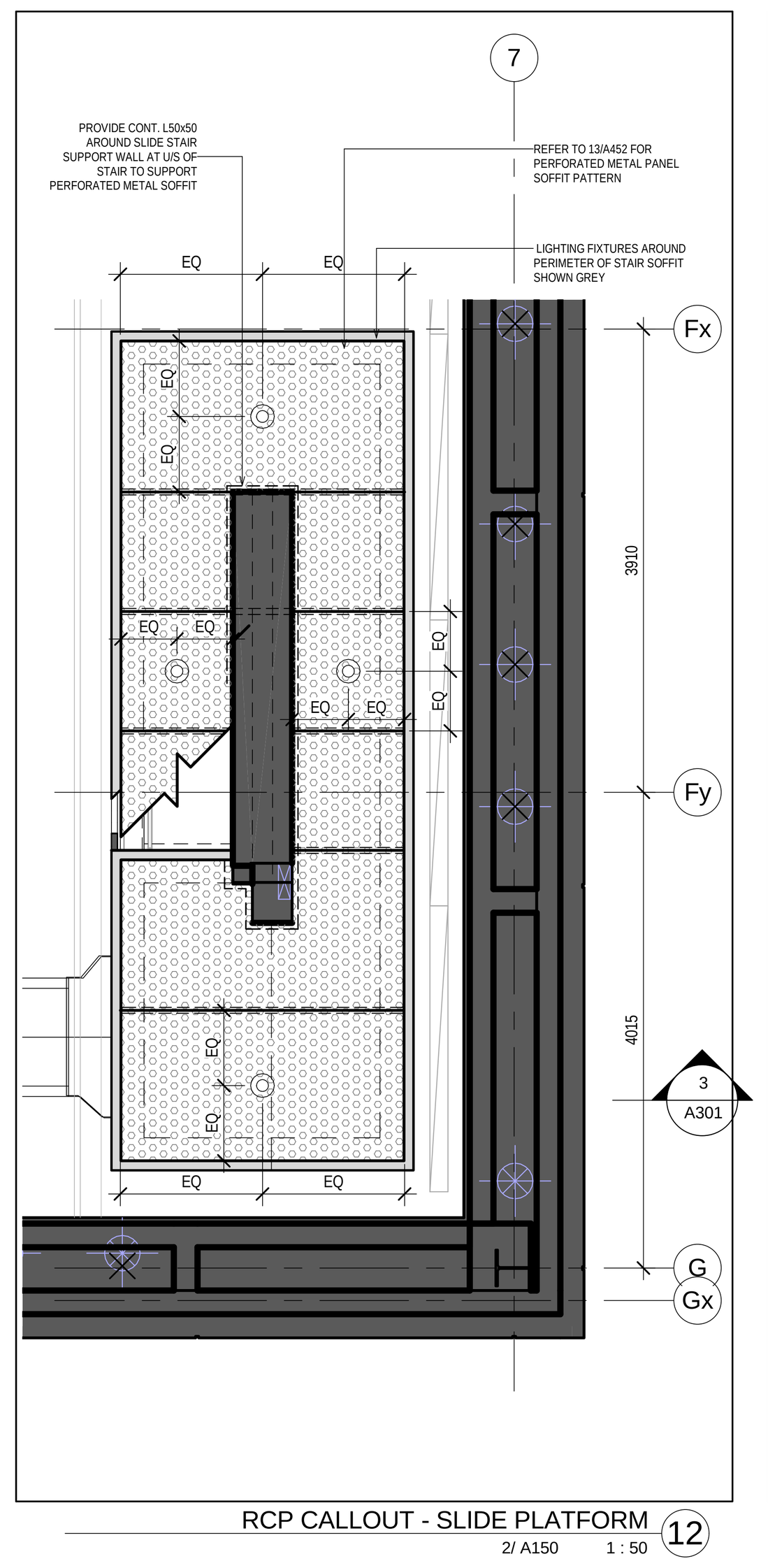

RCP CALLOUT - SLIDE PLATFORM (12)
2/ A150 1 : 50

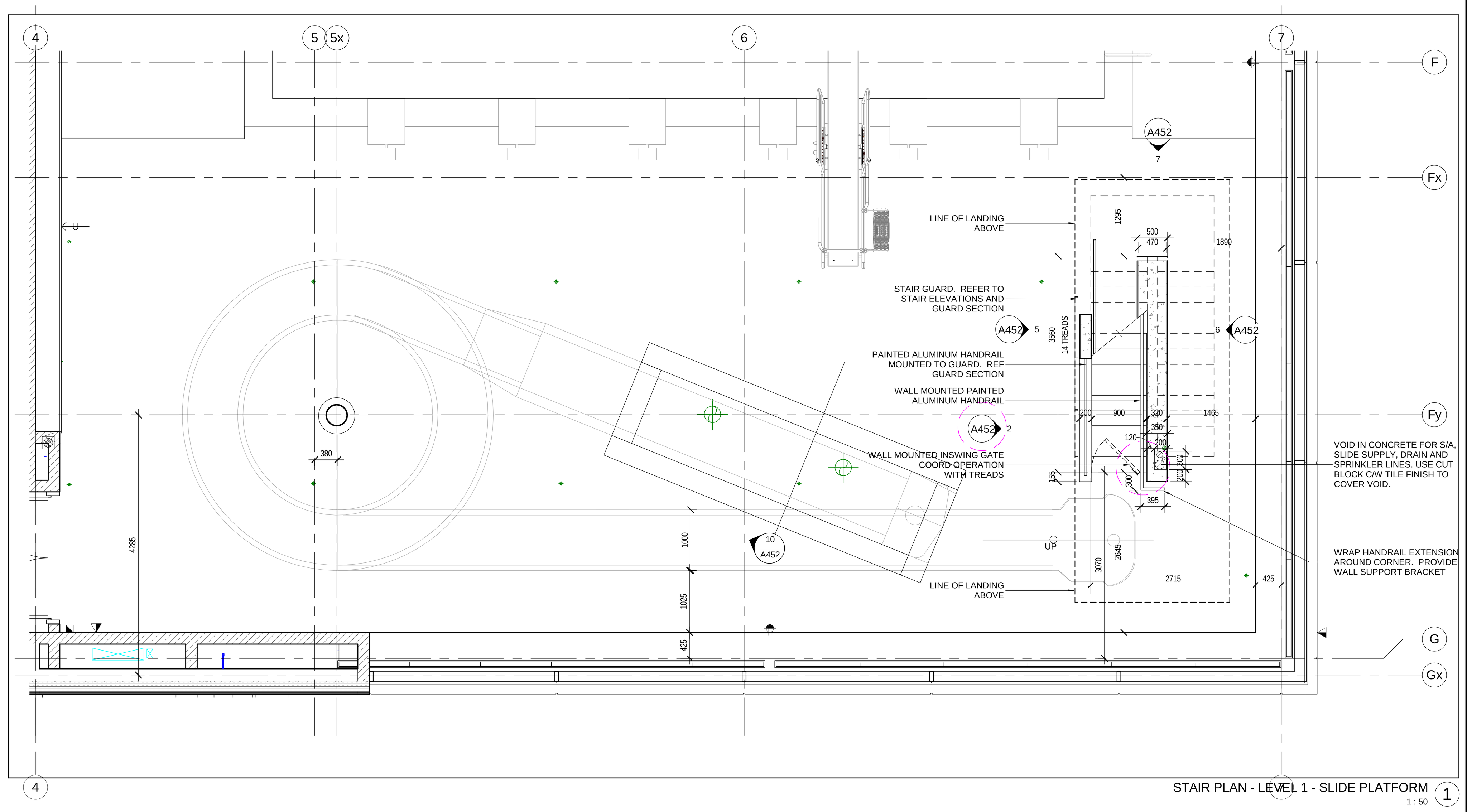

STAIR PLAN - LEVEL 1 - SLIDE PLATFORM (1)
1 : 50

Contractor must check and verify all dimensions on the job, and report any discrepancies to the Architect before proceeding with the work.

Do not scale this drawing.

REVISIONS AND ISSUES

REV	DESCRIPTION	DATE
1	Issued for Tender	2018-03-01

MJMA
maclennan jaunkalns miller architects
425 adelaide street west level 6
toronto ontario m5v 3c1
416 593 6796
www.mjmarchitects.com

TEAL Architects+Planners
1660 Hollis Street, Suite 1101
Halifax, Nova Scotia B3J 1V7
www.tealarchitects.com

CAMPBELL COMEAU ENGINEERING LTD.
STRUCTURAL ENGINEERS
2719 GLADSTONE STREET, SUITE 110
HALIFAX NS, B3K 4W6
T: 902 429 5454 F:902 444 3099

Smith + Andersen
MECHANICAL ENGINEERS
500-4211 Yonge Street
Toronto, Ontario, M2P 2A9
T: 416 487 8151 F: 416 487 9104

Smith + Andersen
ELECTRICAL ENGINEERS
1969 Upper Water Street, Suite 1905
Halifax, Nova Scotia, B3J 3R7
T: 902 440 0981 F: 416 487 9104

Strum Consulting
CIVIL ENGINEERS
Railside, 1355 Bedford Highway
Bedford, NS B4A 1C5
T: 902 835 5560 F: 902 835 5574

EAST HANTS
We live it!

Municipality of East Hants
Parks, Recreation and Culture
Lloyd E Matheson Centre
15 Commerce Court
Elmsdale, NS B2S 3K5
T: 902 883-7098

KEYPLAN

NORTH ARROW

TRUE N
PROJECT N

LICENSED ARCHITECT
THOMAS G EMODI
NOVA SCOTIA ASSOCIATION OF ARCHITECTS

PROJECT TITLE
East Hants Aquatic Centre

Commerce Court, Elmsdale, NS

DRAWING TITLE
SLIDE DRAWINGS AND DETAILS

SCALE
As indicated

DATE
2018-03-01

PROJECT NUMBER
1609

DRAWING NUMBER
A452

2018-02-27 4:19:55 PM
BIM 360://1609-EHAC/1609-EHAC-Arch-CM-R17.rvt

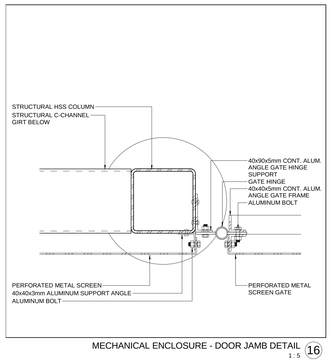

MECHANICAL ENCLOSURE - DOOR JAMB DETAIL 16
1 : 5

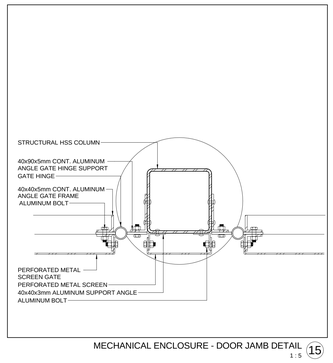

MECHANICAL ENCLOSURE - DOOR JAMB DETAIL 15
1 : 5

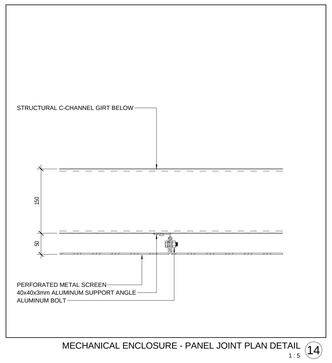

MECHANICAL ENCLOSURE - PANEL JOINT PLAN DETAIL 14
1 : 5

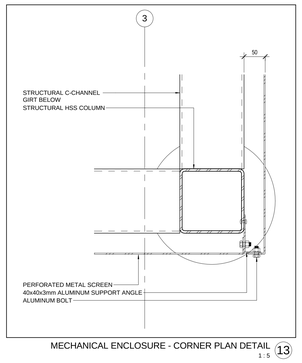

MECHANICAL ENCLOSURE - CORNER PLAN DETAIL 13
1 : 5

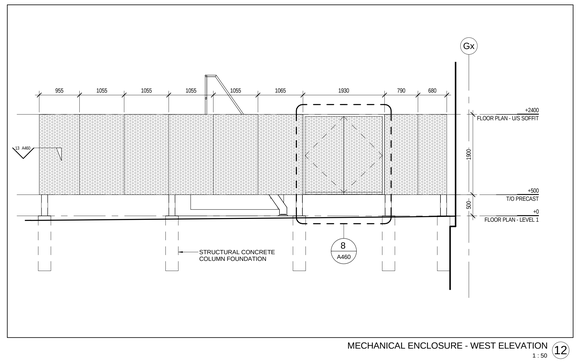

MECHANICAL ENCLOSURE - WEST ELEVATION 12
1 : 50

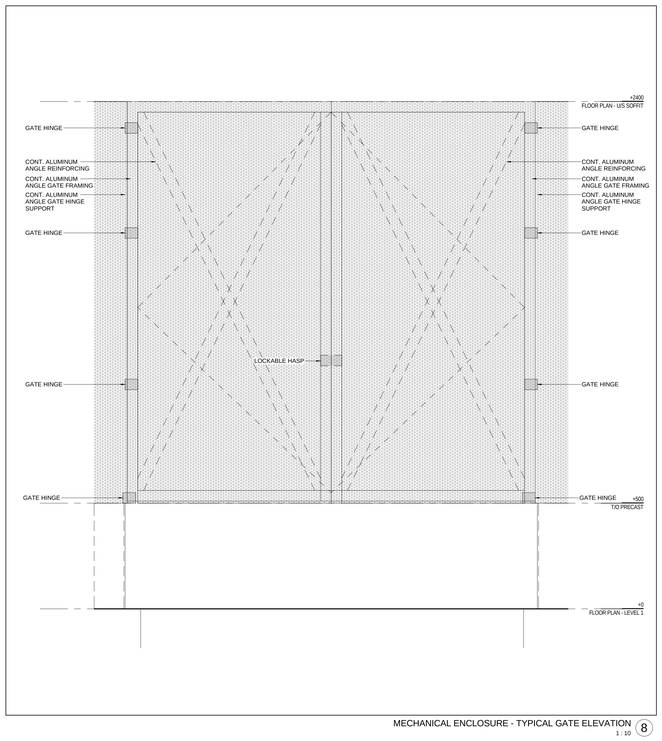

MECHANICAL ENCLOSURE - TYPICAL GATE ELEVATION 8
1 : 10

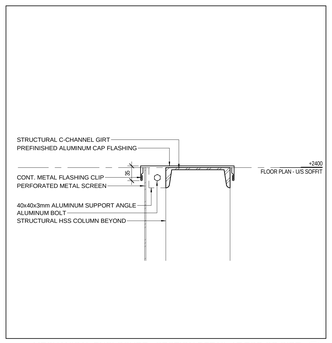

MECHANICAL ENCLOSURE - SECTION DETAIL AT TOP OF GIRT 11
1 : 5

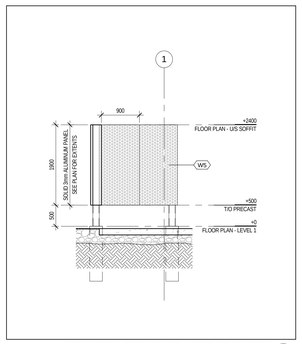

MECHANICAL ENCLOSURE - NORTH ELEVATION 10
1 : 50

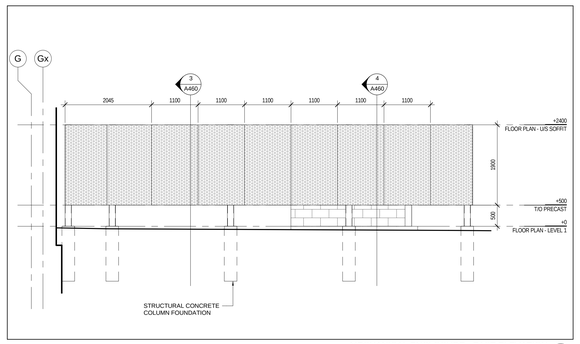

MECHANICAL ENCLOSURE - EAST ELEVATION 9
1 : 50

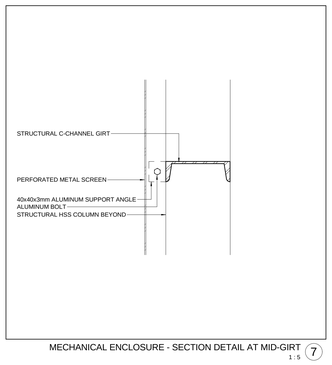

MECHANICAL ENCLOSURE - SECTION DETAIL AT MID-GIRT 7
1 : 5

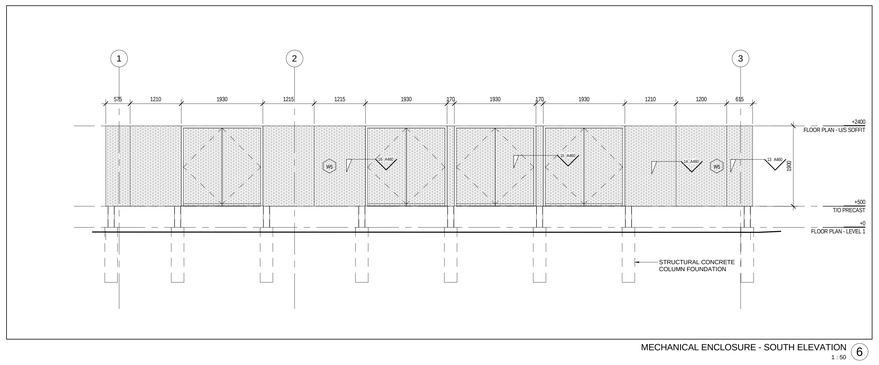

MECHANICAL ENCLOSURE - SOUTH ELEVATION 6
1 : 50

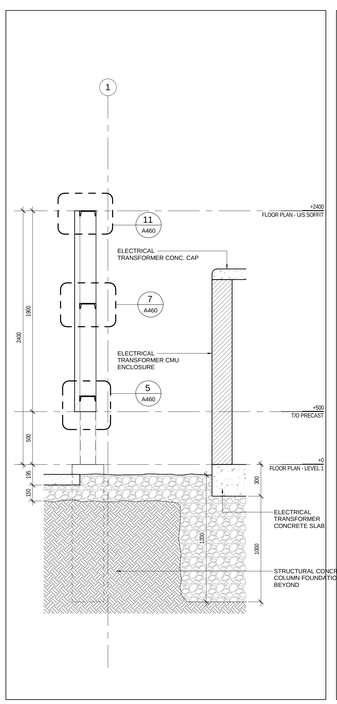

WALL SECTION - ELECTRICAL TRANSFORMER CURB 4
1 : 20

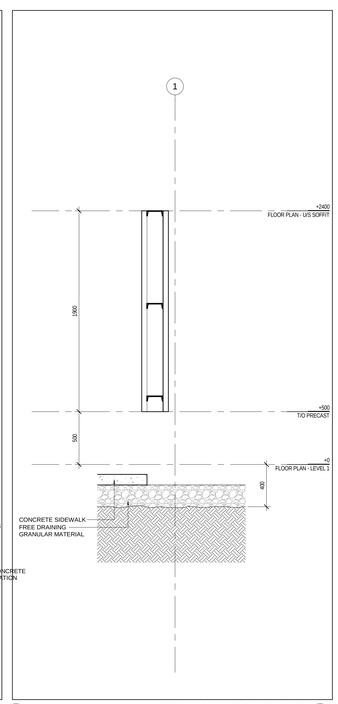

MECHANICAL ENCLOSURE - CURB 3
1 : 20

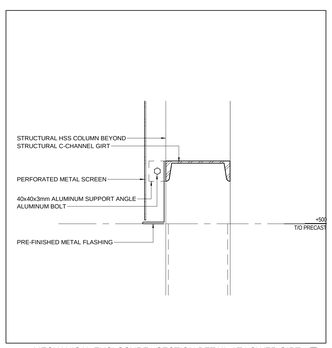

MECHANICAL ENCLOSURE - SECTION DETAIL AT LOWER GIRT 5
1 : 5

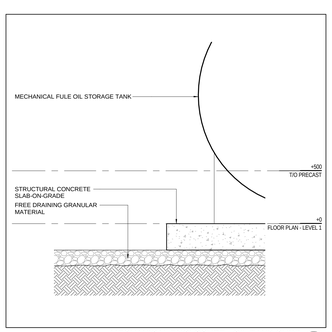

MECHANICAL ENCLOSURE - OIL TANK CURB 2
1 : 20

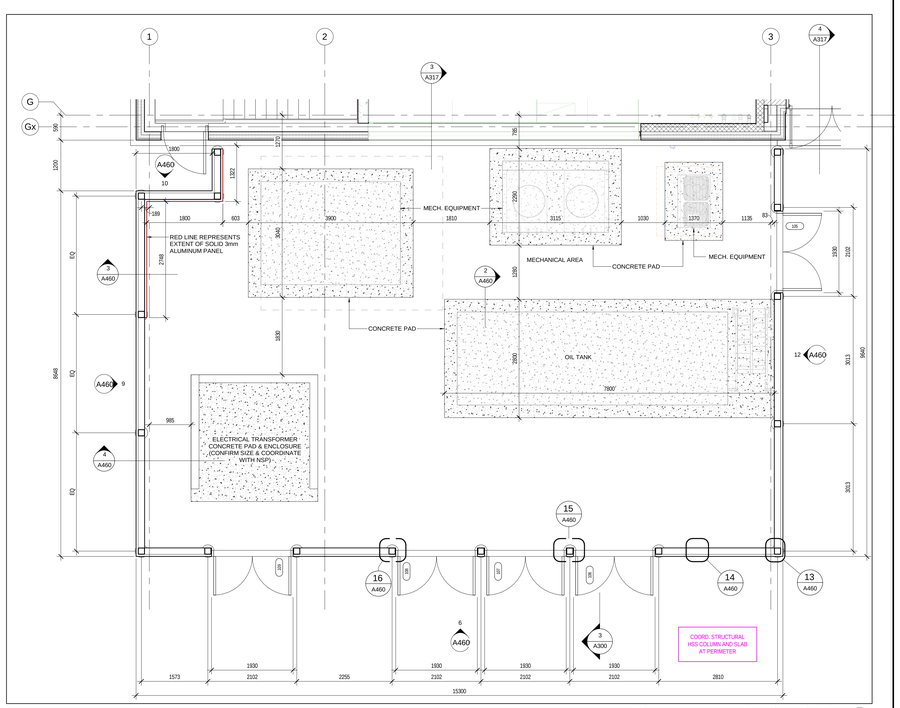

FLOOR PLAN - LEVEL 1 - MECHANICAL ENCLOSURE 1
1 : 50

Contractor must check and verify all dimensions on the job, and report any discrepancies to the Architect before proceeding with the work.

Do not scale this drawing.

REVISIONS AND ISSUES

REV	DESCRIPTION	DATE
	90% Construction Documents	2017-12-22

MJMA
maclennan jaunkalns miller architects
425 adelaide street west level 6
toronto ontario m5v 3c1
416 593 6796
www.mjmarchitects.com

TEAL Architects+Planners
1660 Hollis Street, Suite 1101
Halifax, Nova Scotia B3J 1V7
www.tealarchitects.com

CAMPBELL COMEAU ENGINEERING LTD.
STRUCTURAL ENGINEERS
2719 GLADSTONE STREET, SUITE 110
HALIFAX NS, B3K 4W6
T: 902 429 5454 F:902 444 3099

Smith + Andersen
MECHANICAL ENGINEERS
500-4211 Yonge Street
Toronto, Ontario, M2P 2A9
T: 416 487 8151 F: 416 487 9104

Smith + Andersen
ELECTRICAL ENGINEERS
1969 Upper Water Street, Suite 1905
Halifax, Nova Scotia, B3J 3R7
T: 902 440 0981 F: 416 487 9104

Strum Consulting
CIVIL ENGINEERS
Rollside, 1355 Bedford Highway
Bedford, NS B4A 1C5
T: 902 835 5560 F: 902 835 5574

EAST HANTS
We live it!

Municipality of East Hants
Parks, Recreation and Culture
Lloyd E Matheson Centre
15 Commerce Court
Elmsdale, NS B2S 3K5
T: 902 883-7098

KEYPLAN

NORTH ARROW

LICENSED ARCHITECT
THOMAS G EMODE
NOVA SCOTIA ASSOCIATION OF ARCHITECTS

PROJECT TITLE
East Hants Aquatic Centre

Commerce Court, Elmsdale, NS

DRAWING TITLE
MECHANICAL ENCLOSURE PLAN, SECTIONS, & DETAILS

SCALE
As indicated

DATE
2018-03-01

PROJECT NUMBER
1609

DRAWING NUMBER
A460

2018-02-27 4:20:23 PM
Bim 360://1609-EAAC/1609-EAAC-Arch-Cm-R17.rvt

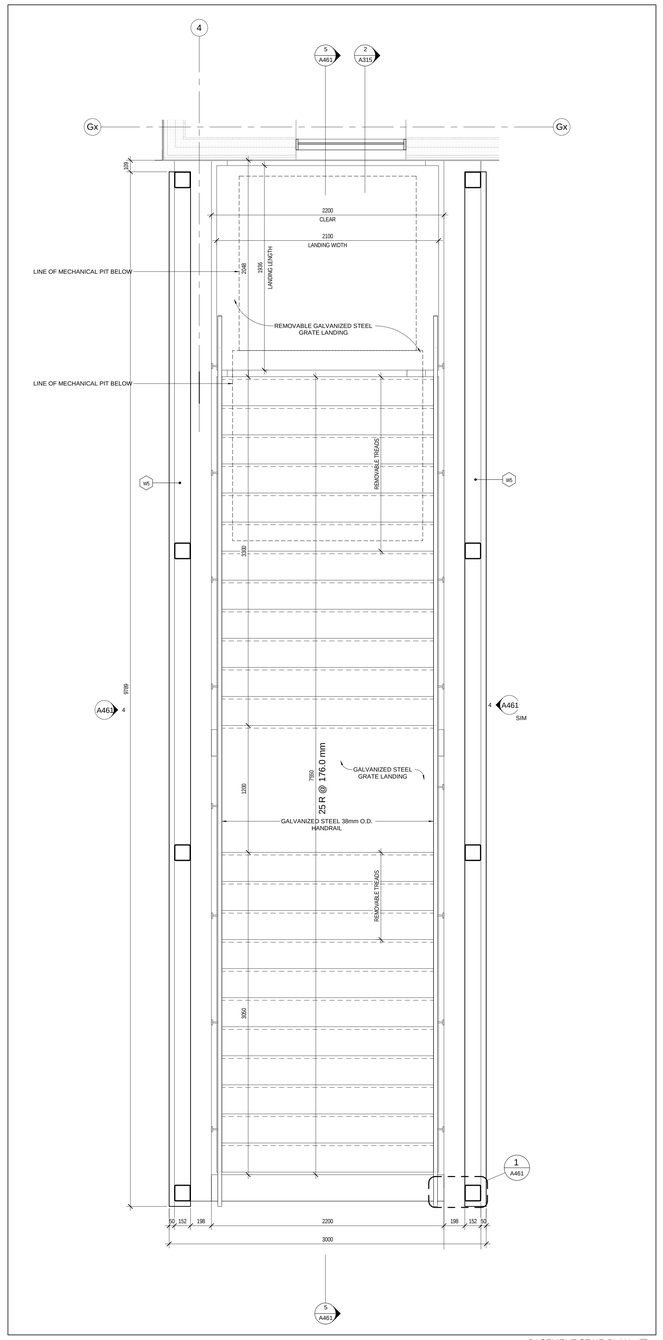

BASEMENT STAIR PLAN 6
1 : 20

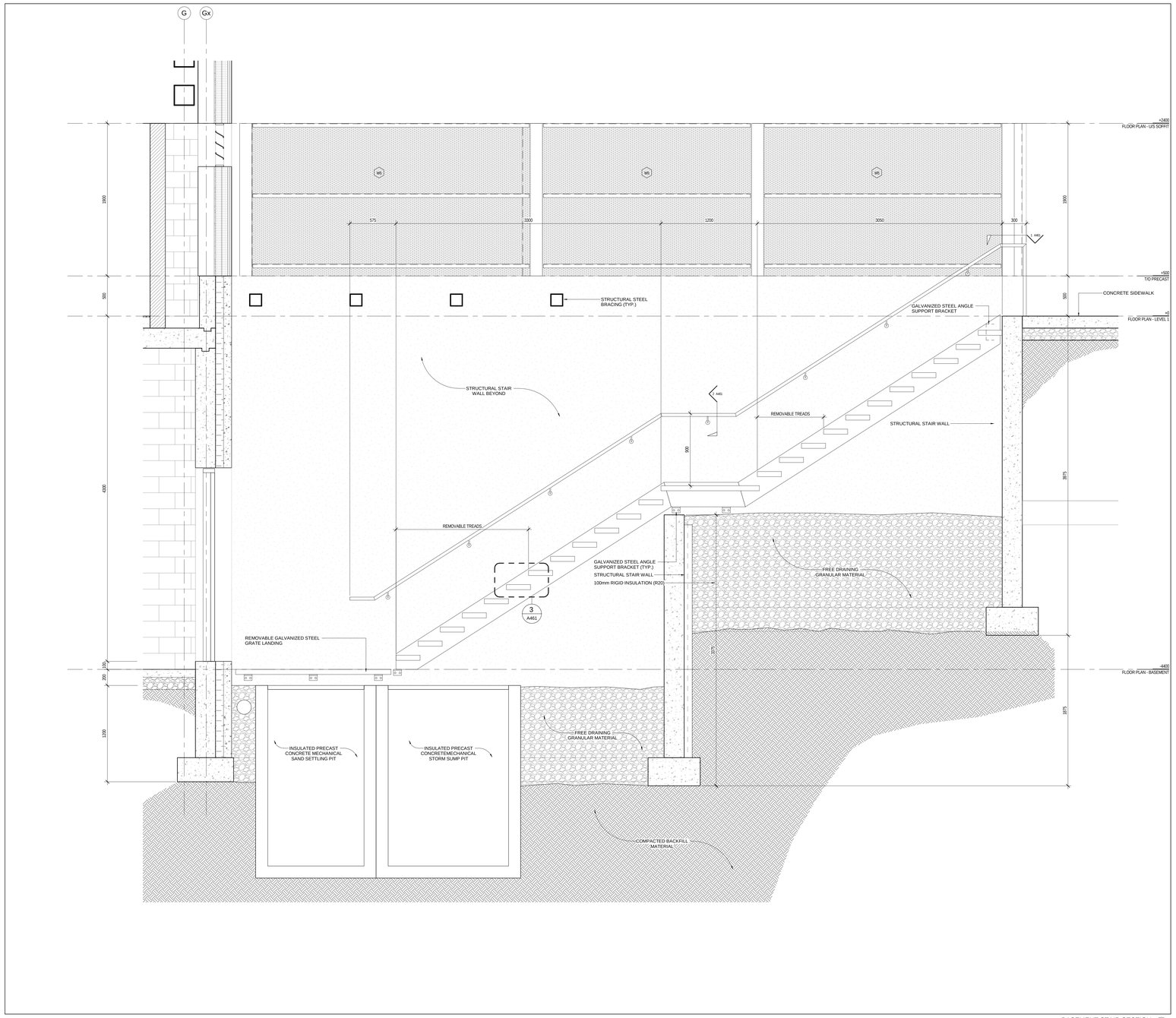

BASEMENT STAIR SECTION 5
1 : 20

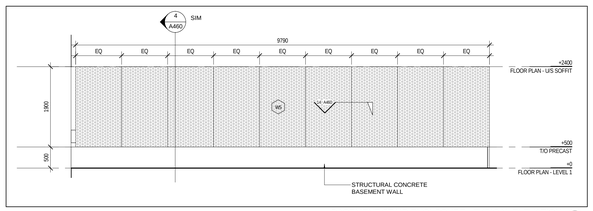

BASEMENT STAIR ENCLOSURE - TYPICAL ELEVATION 4
1 : 50

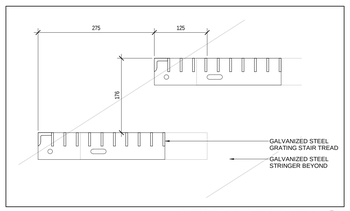

EXTERIOR STAIR TREAD DETAIL 3
1 : 5

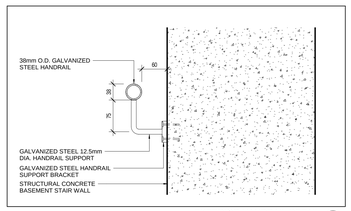

EXTERIOR HANDRAIL DETAIL 2
1 : 5

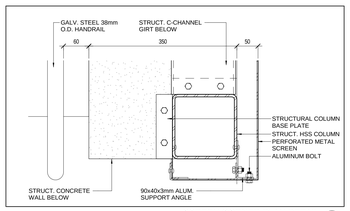

SCREEN CORNER PLAN DETAIL 1
1 : 5

Contractor must check and verify all dimensions on the job, and report any discrepancies to the Architect before proceeding with the work.

Do not scale this drawing.

REVISIONS AND ISSUES

REV	DESCRIPTION	DATE
1	Issued for Tender	2018-03-01

MJMA
maclennan jaunkalns miller architects
425 adelaide street west level 6
toronto ontario m5v 3c1
416 593 6796
www.mjmarchitects.com

TEAL
TEAL Architects+Planners
1660 Hollis Street, Suite 1101
Halifax, Nova Scotia B3J 1V7
www.tealarchitects.com

CAMPBELL COMEAU ENGINEERING LTD.
STRUCTURAL ENGINEERS
2719 GLADSTONE STREET, SUITE 110
HALIFAX NS, B3K 4W6
T: 902 429 5454 F:902 444 3099

Smith + Andersen
MECHANICAL ENGINEERS
500-4211 Yonge Street
Toronto, Ontario, M2P 2A9
T: 416 487 8151 F: 416 487 9104

Smith + Andersen
ELECTRICAL ENGINEERS
1969 Upper Water Street, Suite 1905
Halifax, Nova Scotia, B3J 3R7
T: 902 440 0981 F: 416 487 9104

Strum Consulting
CIVIL ENGINEERS
Rolliside, 1355 Bedford Highway
Bedford, NS B4A 1C5
T: 902 835 5560 F: 902 835 5574

EAST HANTS
We live it!

Municipality of East Hants
Parks, Recreation and Culture
Lloyd E Matheson Centre
15 Commerce Court
Elmsdale, NS B2S 3K5
T: 902 883-7098

KEYPLAN

NORTH ARROW

LICENSED ARCHITECT
THOMAS D SMOOT
NOVA SCOTIA ASSOCIATION OF ARCHITECTS

PROJECT TITLE
East Hants Aquatic Centre

Commerce Court, Elmsdale, NS

DRAWING TITLE
EXTERIOR BASEMENT STAIR PLAN & DETAILS

SCALE
As indicated

DATE
2018-03-01

PROJECT NUMBER
1609

DRAWING NUMBER
A461

2018-02-27 4:20:51 PM
BIM 360://1609-EHAC/1609-EHAC-Arch-Cmn-R17.rvt

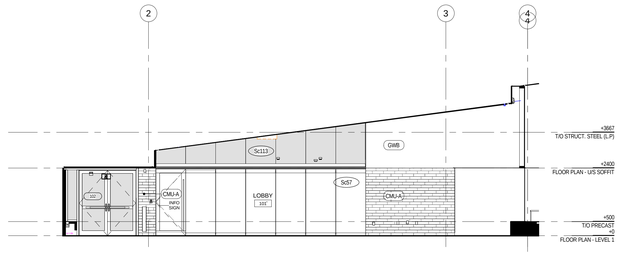

INT. ELEV. - LOBBY - NORTH 12
2/ A101 1 : 75

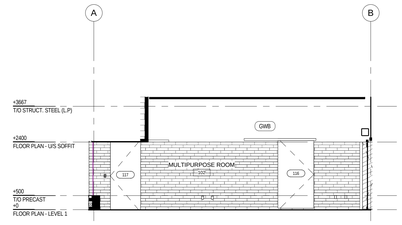

INT. ELEV. - MULTIPURPOSE - EAST 10
2/ A101 1 : 75

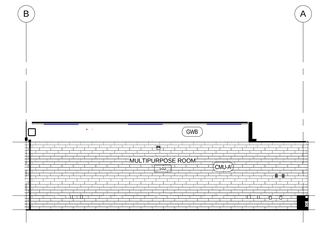

INT. ELEV. - MULTIPURPOSE - WEST 11
2/ A101 1 : 75

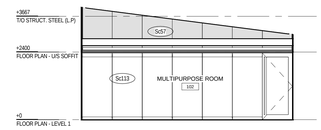

INT. ELEV. - MULTIPURPOSE - SOUTH 7
2/ A101 1 : 75

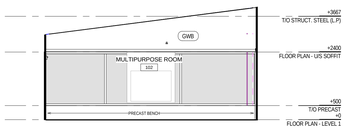

INT. ELEV. - MULTIPURPOSE - NORTH 8
2/ A101 1 : 75

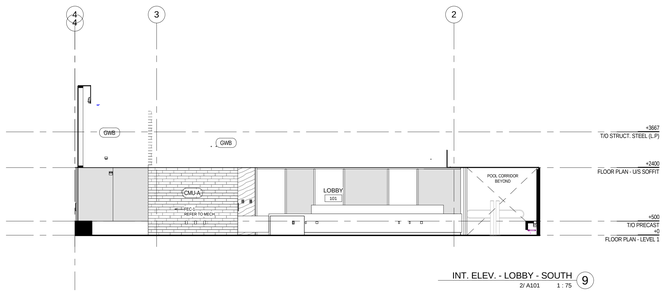

INT. ELEV. - LOBBY - SOUTH 9
2/ A101 1 : 75

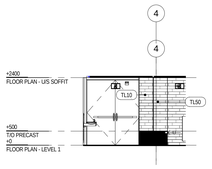

INT. ELEV. - POOL COORIDOR - NORTH 13
2/ A101 1 : 75

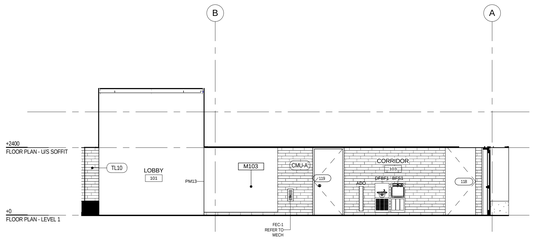

INT. ELEV. - POOL COORIDOR - WEST 15
2/ A101 1 : 75

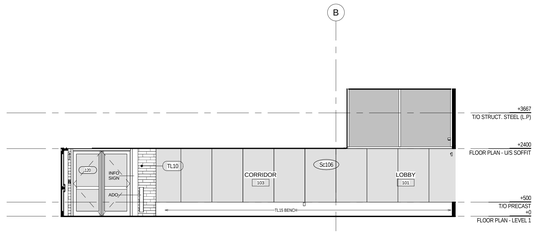

INT. ELEV. - POOL COORIDOR - EAST 14
2/ A101 1 : 75

INT. ELEV. - POOL COORIDOR 4 6
2/ A101 1 : 75

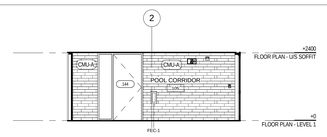

INT. ELEV. - POOL COORIDOR 3 16
2/ A101 1 : 75

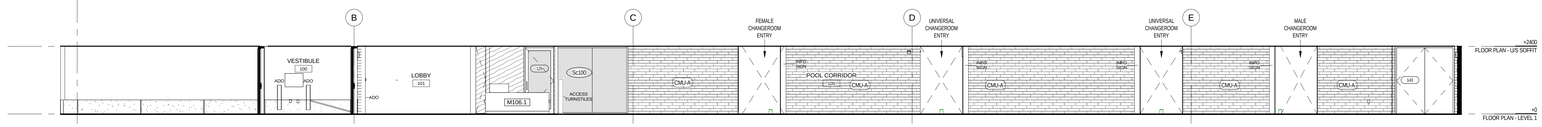

INT. ELEV. - POOL COORIDOR 2 5
2/ A101 1 : 75

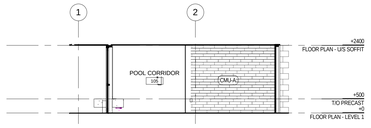

INT. ELEV. - POOL COORIDOR 1 17
2/ A101 1 : 75

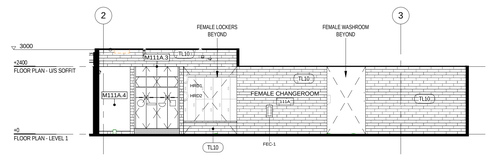

INT. ELEV. - FEMALE CHANGE 2 23
1/ A400 1 : 75

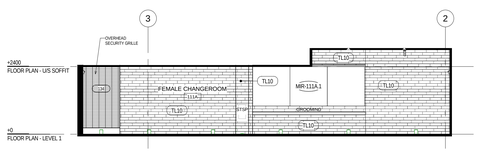

INT. ELEV. - FEMALE CHANGE 18
1/ A400 1 : 75

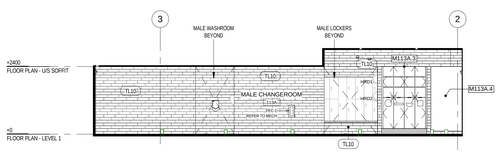

INT. ELEV. - MALE CHANGE 2 22
1/ A400 1 : 75

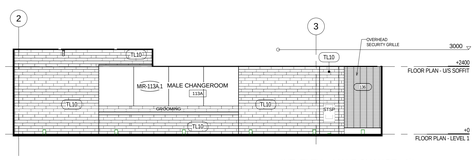

INT. ELEV. - MALE CHANGE 27
1/ A400 1 : 75

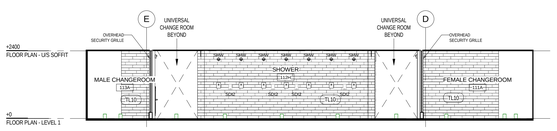

INT. ELEV. - SHOWER 28
1/ A400 1 : 75

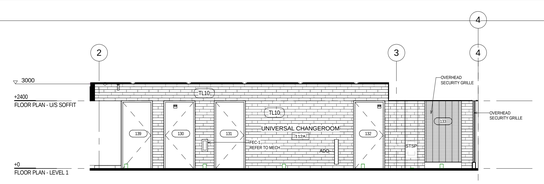

INT. ELEV. - UNI. CHANGE 6 24
1/ A400 1 : 75

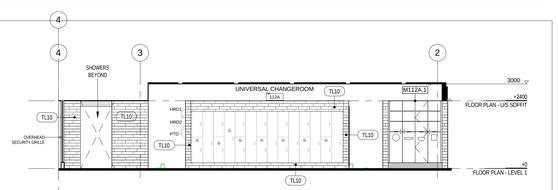

INT. ELEV. - UNI. CHANGE 1 19
1/ A400 1 : 75

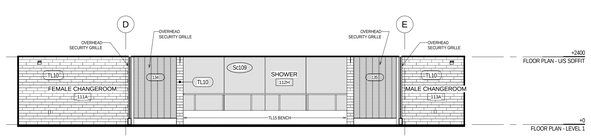

INT. ELEV. - SHOWER 2 29
1/ A400 1 : 75



INT. ELEV. - UNI. CHANGE 5 25
1/ A400 1 : 75



INT. ELEV. - UNI. CHANGE 2 20
1/ A400 1 : 75

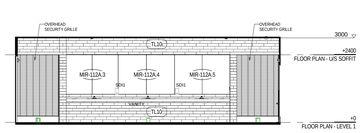

INT. ELEV. - UNIVERSAL VANITY 30
1/ A400 1 : 75



INT. ELEV. - UNI. CHANGE 4 26
1/ A400 1 : 75



INT. ELEV. - UNI. CHANGE 21
1/ A400 1 : 75

2018-02-27 4:21:09 PM
BIM 360://1609-EHAC/1609-EHAC-Arch-CM-R17.rvt

Contractor must check and verify all dimensions on the job, and report any discrepancies to the Architect before proceeding with the work.

Do not scale this drawing.

REVISIONS AND ISSUES

REV	DESCRIPTION	DATE
1	Issued for Tender	2018-03-01

MJMA
maclennan jaunkalns miller architects
425 adelaide street west level 6
toronto ontario m5v 3c1
416 593 6796
www.mjmarchitects.com

TEAL Architects+Planners
1660 Hollis Street, Suite 1101
Halifax, Nova Scotia B3J 1V7
www.tealarchitects.com

CAMPBELL COMEAU ENGINEERING LTD.
STRUCTURAL ENGINEERS
2719 GLADSTONE STREET, SUITE 110
HALIFAX NS, B3K 4W6
T: 902 429 5454 F:902 444 3099

Smith + Andersen
MECHANICAL ENGINEERS
500-4211 Yonge Street
Toronto, Ontario, M2P 2A9
T: 416 487 8151 F: 416 487 9104

Smith + Andersen
ELECTRICAL ENGINEERS
1969 Upper Water Street, Suite 1905
Halifax, Nova Scotia, B3J 3R7
T: 902 440 0981 F: 416 487 9104

Strum Consulting
CIVIL ENGINEERS
Rolliside, 1355 Bedford Highway
Bedford, NS B4A 1C5
T: 902 835 5560 F: 902 835 5574

EAST HANTS
We live it!

Municipality of East Hants
Parks, Recreation and Culture
Lloyd E Mathason Centre
15 Commerce Court
Elmsdale, NS B2S 3K5
T: 902 883-7098

KEYPLAN

NORTH ARROW

LICENSED ARCHITECT
THOMAS G EMODI
NOVA SCOTIA ASSOCIATION OF ARCHITECTS

PROJECT TITLE
East Hants Aquatic Centre

Commerce Court, Elmsdale, NS

DRAWING TITLE
INTERIOR ELEVATIONS

SCALE
1 : 75

DATE
2018-03-01

PROJECT NUMBER
1609

DRAWING NUMBER
A500

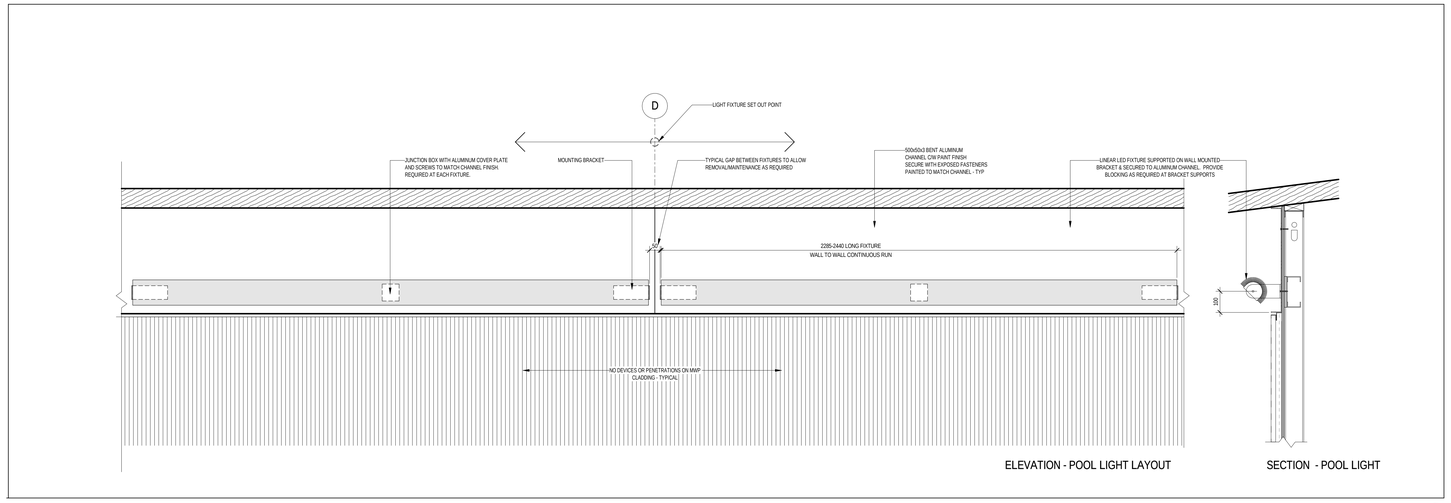

NATATORIUM LIGHTING DETAIL 7
1 : 10

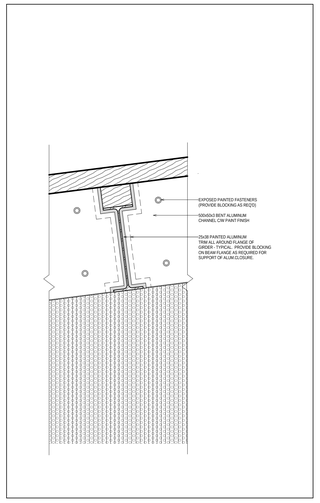

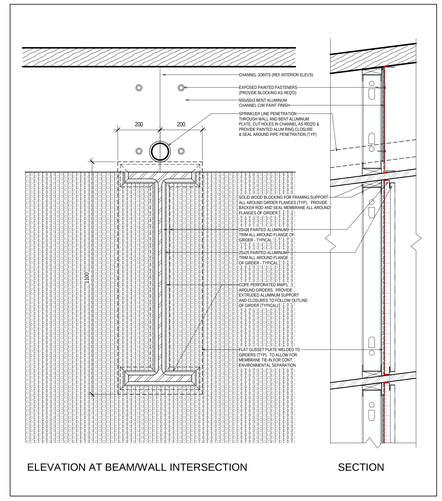

AQUATIC HALL - MWP1 AT GIRDER 5
1 : 10

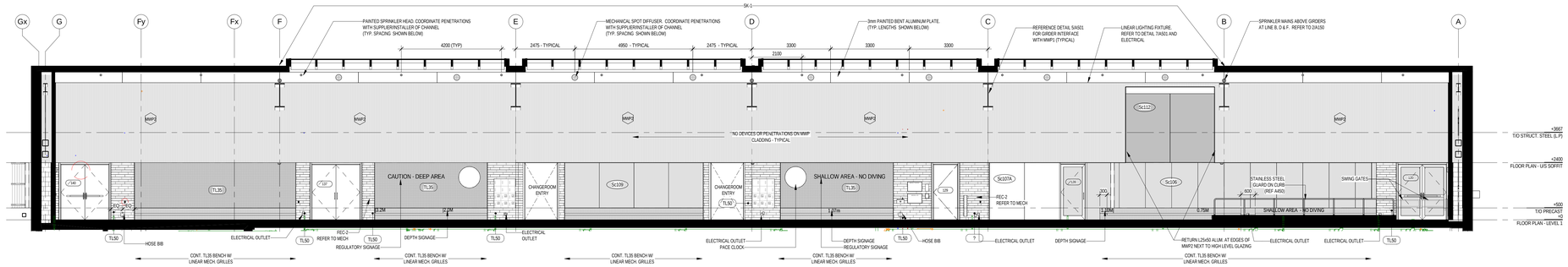

INTERIOR ELEVATION - AQUATIC HALL WEST 4
1 : 75

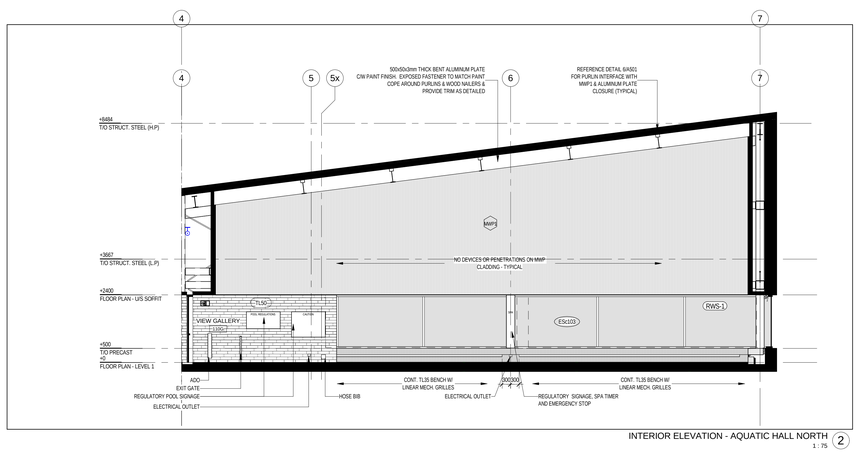

INTERIOR ELEVATION - AQUATIC HALL NORTH 2
1 : 75

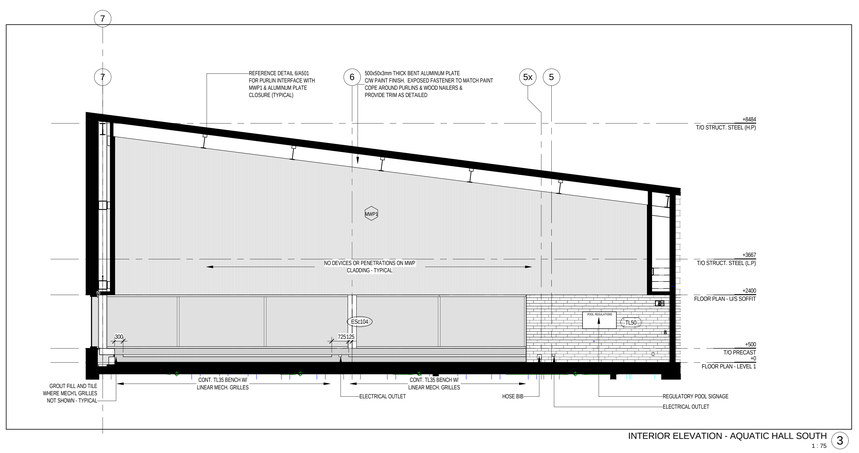

INTERIOR ELEVATION - AQUATIC HALL SOUTH 3
1 : 75

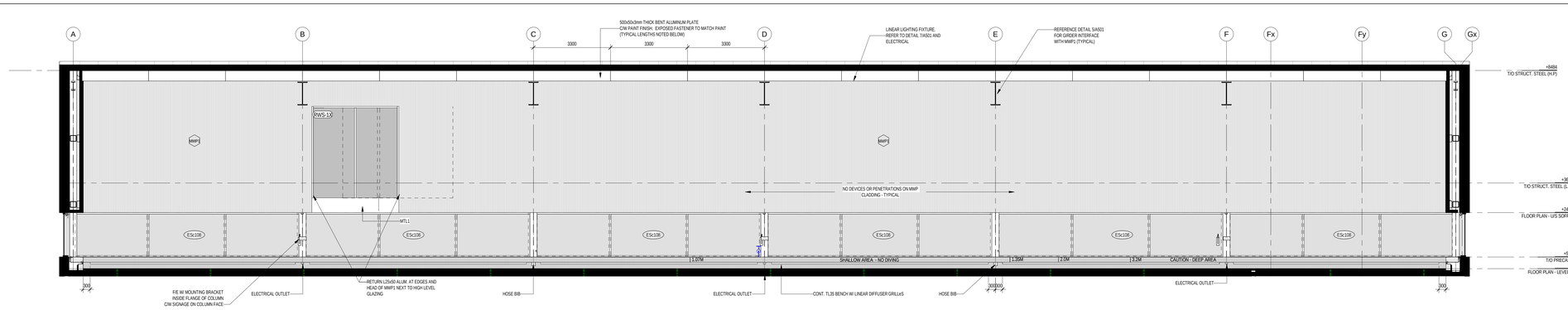

INTERIOR ELEVATION - AQUATIC HALL EAST 1
1 : 75

Contractor must check and verify all dimensions on the job, and report any discrepancies to the Architect before proceeding with the work.

Do not scale this drawing.

REVISIONS AND ISSUES

REV	DESCRIPTION	DATE
1	Issued for Tender	2018-03-01

MJMA
maclennan jaunkalns miller architects
425 adelaide street west level 6
toronto ontario m5v 3c1
416 593 6796
www.mjmarchitects.com

TEAL Architects+Planners
1660 Hollis Street, Suite 1101
Halifax, Nova Scotia B3J 1V7
www.tealarchitects.com

CAMPBELL COMEAU ENGINEERING LTD.
STRUCTURAL ENGINEERS
2719 GLADSTONE STREET, SUITE 110
HALIFAX NS, B3K 4W6
T: 902 429 5454 F:902 444 3099

Smith + Andersen
MECHANICAL ENGINEERS
500-4211 Yonge Street
Toronto, Ontario, M2P 2A9
T: 416 487 8151 F: 416 487 9104

Smith + Andersen
ELECTRICAL ENGINEERS
1969 Upper Water Street, Suite 1905
Halifax, Nova Scotia, B3J 3R7
T: 902 440 0981 F: 416 487 9104

Strum Consulting
CIVIL ENGINEERS
Rollside, 1355 Bedford Highway
Bedford, NS B4A 1C5
T: 902 835 5560 F: 902 835 5574

EAST HANTS
We live it!

Municipality of East Hants
Parks, Recreation and Culture
Lloyd E Matheson Centre
15 Commerce Court
Elmsdale, NS B2S 2K5
T: 902 883-7098

KEYPLAN

NORTH ARROW

LICENSED ARCHITECT THOMAS G DAKOS NOVA SCOTIA ASSOCIATION OF ARCHITECTS

PROJECT TITLE
East Hants Aquatic Centre
Commerce Court, Elmsdale, NS

DRAWING TITLE
INTERIOR ELEVATIONS

SCALE
As indicated

DATE
2018-03-01

PROJECT NUMBER
1609

DRAWING NUMBER
A501

2018-02-27 4:21:18 PM
BIM 360://1609-EHAC/1609-EHAC-Arch-CAM-R17.rvt

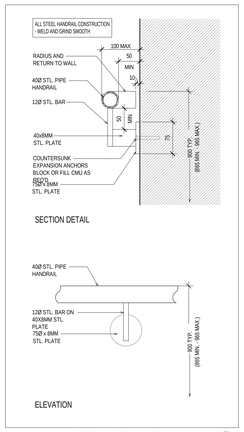

PIPE HANDRAIL DETAILS - WALL 4
1 : 5

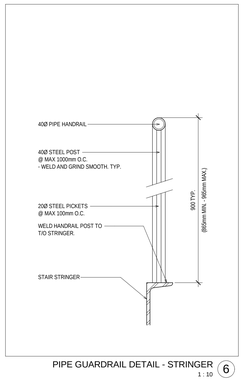

PIPE GUARDRAIL DETAIL - STRINGER 6
1 : 10

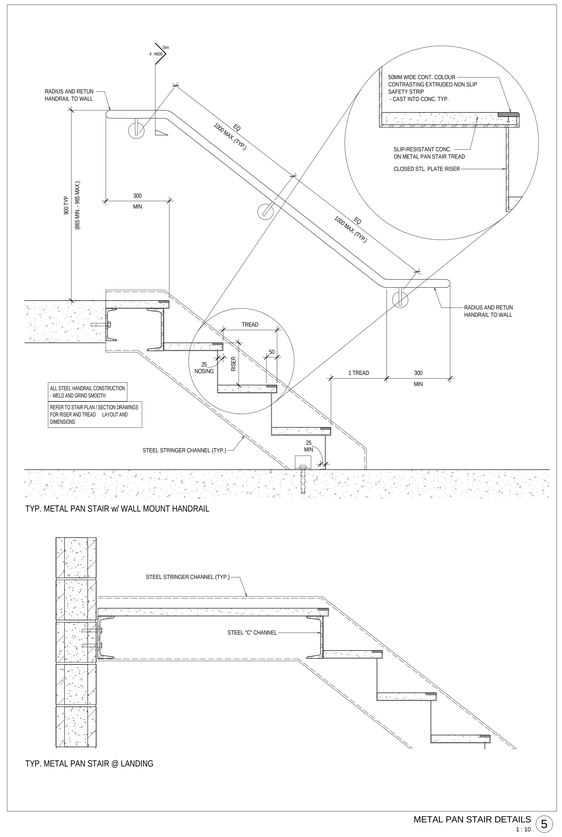

METAL PAN STAIR DETAILS 5
1 : 10

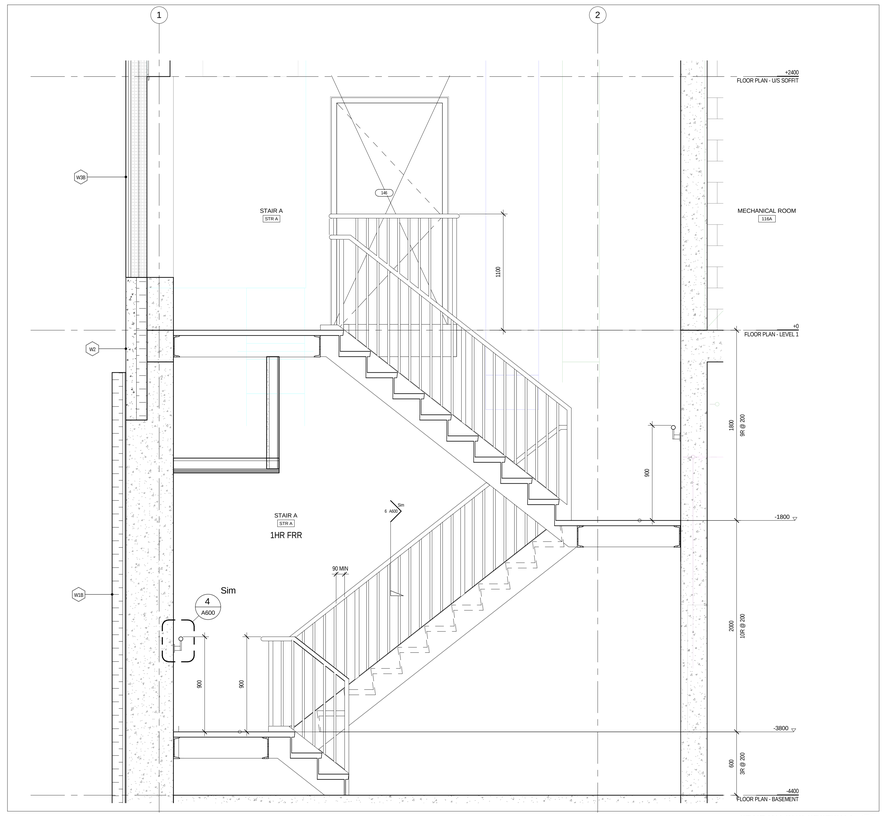

STAIR 'A' LONG SECTION 1 3
1 : 20

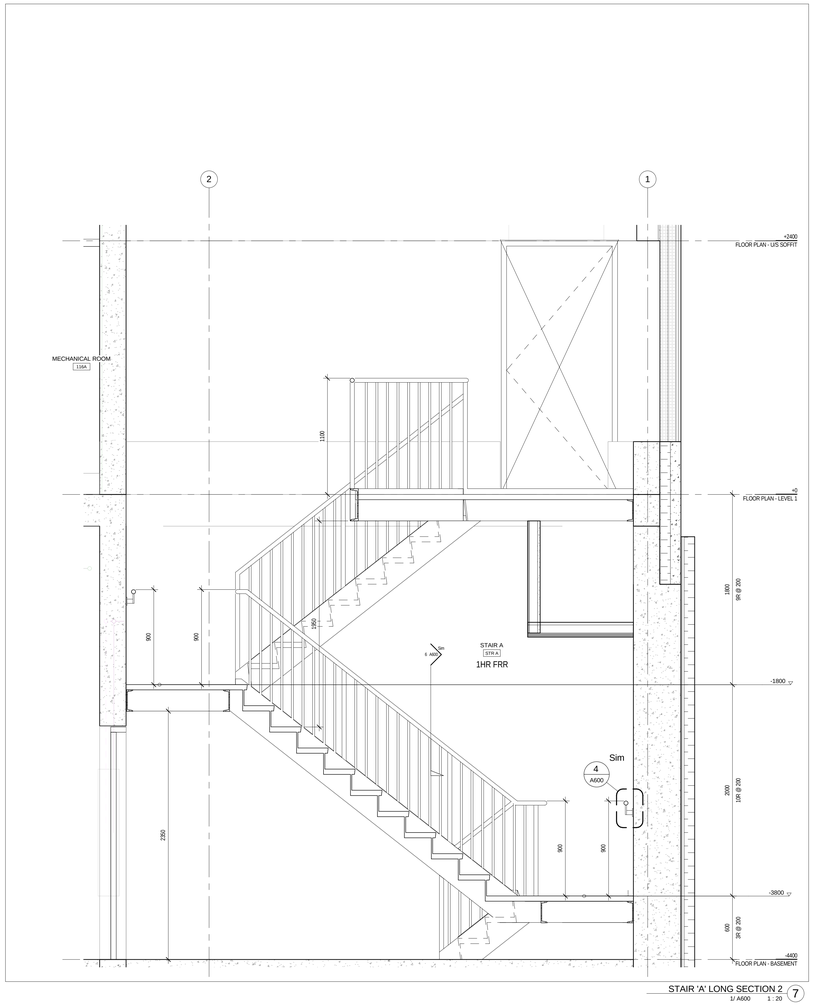

STAIR 'A' LONG SECTION 2 7
1/ A600 1 : 20

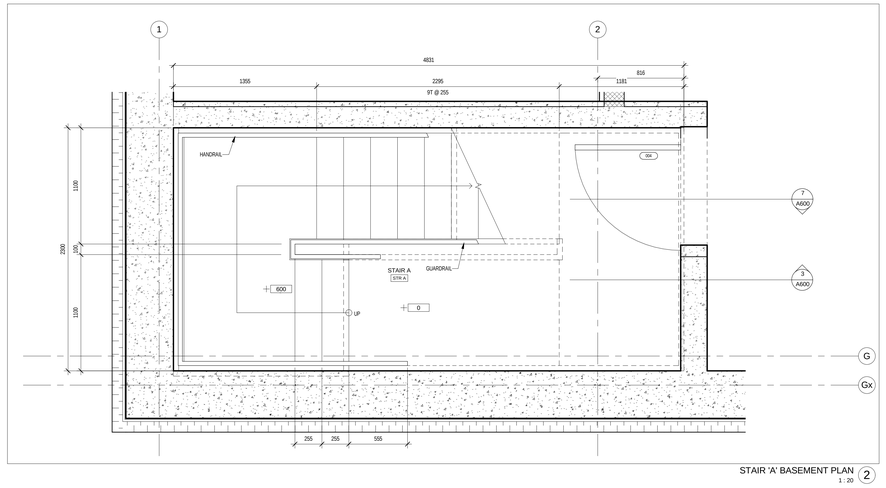

STAIR 'A' BASEMENT PLAN 2
1 : 20

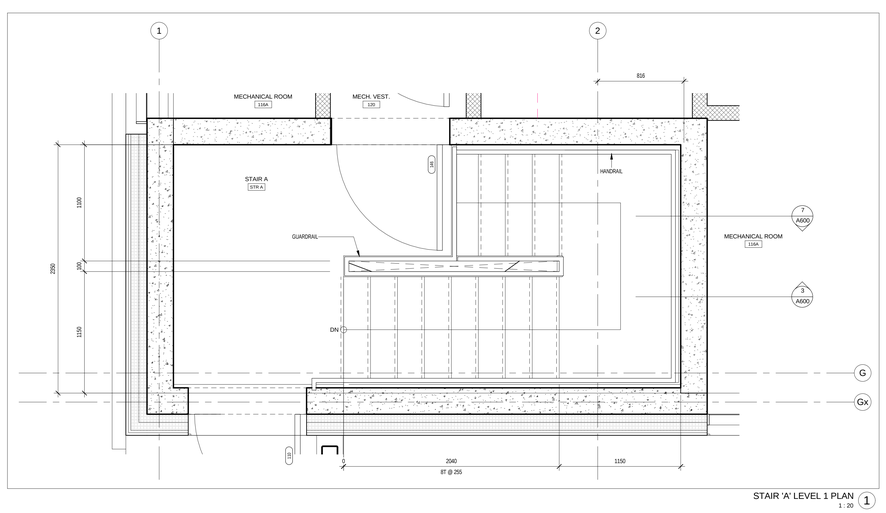

STAIR 'A' LEVEL 1 PLAN 1
1 : 20

Contractor must check and verify all dimensions on the job, and report any discrepancies to the Architect before proceeding with the work.

Do not scale this drawing.

REVISIONS AND ISSUES

REV	DESCRIPTION	DATE
1	Issued for Tender	2018-03-01

MJMA
maclennan jaunkalns miller architects
425 adelaide street west level 6
toronto ontario m5v 3c1
416 593 6796
www.mjmarchitects.com

TEAL Architects+Planners
1660 Hollis Street, Suite 1101
Halifax, Nova Scotia B3J 1V7
www.tealarchitects.com

CAMPBELL COMEAU ENGINEERING LTD.
STRUCTURAL ENGINEERS
2719 GLADSTONE STREET, SUITE 110
HALIFAX NS, B3K 4W6
T: 902 429 5454 F:902 444 3099

Smith + Andersen
MECHANICAL ENGINEERS
500-4211 Yonge Street
Toronto, Ontario, M2P 2A9
T: 416 487 8151 F: 416 487 9104

Smith + Andersen
ELECTRICAL ENGINEERS
1969 Upper Water Street, Suite 1905
Halifax, Nova Scotia, B3J 3R7
T: 902 440 0981 F: 416 487 9104

Strum Consulting
CIVIL ENGINEERS
Rollside, 1355 Bedford Highway
Bedford, NS B4A 1C5
T: 902 835 5560 F: 902 835 5574

EAST HANTS
We live it!

Municipality of East Hants
Parks, Recreation and Culture
Lloyd E Matheson Centre
15 Commerce Court
Elmsdale, NS B2S 3K5
T: 902 883-7098

KEYPLAN

NORTH ARROW

LICENSED ARCHITECT
THOMAS G EMODE
NOVA SCOTIA ASSOCIATION OF ARCHITECTS

PROJECT TITLE
East Hants Aquatic Centre

Commerce Court, Elmsdale, NS

DRAWING TITLE
INTERIOR STAIR PLANS, SECTIONS AND DETAILS

SCALE
As indicated

DATE
2018-03-01

PROJECT NUMBER
1609

DRAWING NUMBER
A600

2018-02-27 4:21:23 PM
BM 380//1609-EHAC/1609-EHAC-Arch-CM-R17.rvt

DOOR SCHEDULE

DOOR DOOR No.	From Room: Number	From Room: Name	TO ROOM: No.	TO ROOM: NAME	DOOR DOOR TYPE	DOOR WIDTH	DOOR HEIGHT	DOOR MATERIAL	DOOR FINISH	GLAZING GLAZING TYPE	FRAME FRAME TYPE	FRAME MATERIAL	FRAME FINISH	JAMB TYPE	FIRE RATING	CARD READER	PANIC HARDWARE	POWER OPERATOR	COMMENTS	HARDWARE NOTES
FLOOR PLAN - BASEMENT																				
001	STIR B	EX STAIR B	002	BASEMENT MECHANICAL	D2	2000	2350	HM	PTD	-	F2	HM	PTD	SEE PLAN DETAIL		Yes	Yes	No	CR, DC, ELR	HOLD-OPEN, NOTE 3
002	003	ELECTRICAL ROOM	002	BASEMENT MECHANICAL	D1	1000	2150	HM	PTD	-	F1	HM	PTD	JH-01	45 min.	No	No	No		LOCKABLE
003	004	STOR. / MAINT.	002	BASEMENT MECHANICAL	D1	1000	2150	HM	PTD	-	F1	HM	PTD	JH-01		No	No	No		PASSAGE
004	002	BASEMENT MECHANICAL	STR A	STAIR A	D1	1000	2150	HM	PTD	-	F1	HM	PTD	JH-03	45 min.	No	Yes	No		PASSAGE
005	001	POOL FILTRATION	002	BASEMENT MECHANICAL	D2	1830	2150	HM	PTD	-	F2	HM	PTD	JH-01		No	No	No		HOLD-OPEN, PASSAGE
006	005	CO2 CLS	002	BASEMENT MECHANICAL	D1	1000	2150	HM	PTD	-	F1	HM	PTD	JH-01	1.5 hr	No	No	No		LOCKABLE
007	006	CHEM STOR	002	BASEMENT MECHANICAL	D1	1000	2150	HM	PTD	-	F1	HM	PTD	JH-01	1.5 hr	No	No	No		LOCKABLE
009	010	FIRE PUMP ROOM	002	BASEMENT MECHANICAL	D1	1000	2150	HM	PTD	-	F1	HM	PTD	JH-01	45 min.	No	No	No		HOLD-OPEN, PASSAGE
FLOOR PLAN - LEVEL 1																				
101	100	VESTIBULE			D1-EX	2000	2312	ALUM/GL	PTD	GL1-S	SEE SCREEN SCHEDULE	ALUM	PTD	SEE PLAN DETAIL		Yes	Yes	Yes	ADO, CR, DC, ELR	CONCEALED OPERATOR, HOLD-OPEN, NOTE 3, POLE-MOUNT ADO.
102	101	LOBBY	100	VESTIBULE	D1-EX	2000	2312	ALUM/GL	PTD	GL1-S	SEE SCREEN SCHEDULE	ALUM	PTD	SEE PLAN DETAIL		No	Yes	Yes	ADO	CONCEALED OPERATOR, HOLD-OPEN, NOTE 3
103	103	CORRIDOR			D2-AL	2000	2312	ALUM	PTD	-	SEE SCREEN SCHEDULE	ALUM	PTD	SEE PLAN DETAIL		Yes	Yes	No	CR, DC, ELR	HOLD-OPEN, EXTERIOR PT TO MATCH CLADDING , NOTE 3
104			118	VESTIBULE	D2-AL	1994	2312	ALUM	PTD	-	SEE SCREEN SCHEDULE	ALUM	PTD	SEE PLAN DETAIL		Yes	Yes	No	CR, DC, ELR	HOLD-OPEN, EXTERIOR PT TO MATCH CLADDING , NOTE 3
110	STR A	STAIR A			D1	1000	2350	HM	PTD	-	F1	HM	PTD	SEE PLAN DETAIL		Yes	Yes	No	CR, DC, ES	NOTE 3
111	119	OUTDOOR W/C			D1	1000	2350	HM	PTD	-	F1	HM	PTD	SEE PLAN DETAIL		No	Yes	Yes	ADO, DC, ES	PUSH BUTTON LOCK, DISTRESS ALARM, NOTE 3
112			105	POOL CORRIDOR	D1-EX	2000	2312	ALUM/GL	PTD	GL1-S	SEE SCREEN SCHEDULE	ALUM	PTD	SEE PLAN DETAIL		Yes	Yes	No	CR, DC, ELR	HOLD-OPEN, EXIT ALARM, NOTE 3
114			102	MULTIPURPOSE ROOM		1066	2366							-		No	No	No	GL SINGLE ACTION SLIDING GL PANEL	LOCKABLE,VERTICAL BRUSHED SS PUSH/PULL DOOR HANDLE BOTH SIDES OF DOOR. 1000MM LENGTH
115	106	RECEPTION	101	LOBBY	D15	1000	2400	ALUM	-	-				-		No	No	No	SIDE ROLLING GRILLE ACCESS DOOR	LOCKABLE
116	102	MULTIPURPOSE ROOM	102B	STORAGE	D13	1200	2400	WD	WD/PTD	-	-	-	-	-		No	No	No		WALL MOUNTED SLIDING DR, LOCKABLE (OPEN AND CLOSED)
117	102	MULTIPURPOSE ROOM	102A	KITCHEN	D13	1000	2400	WD	WD/PTD	-	-	-	-	-		No	No	No		WALL MOUNTED SLIDING DR, LOCKABLE (OPEN AND CLOSED)
118	103	CORRIDOR	102A	KITCHEN	D13	1000	2400	WD	WD/PTD	-	-	-	-	-		No	No	No		WALL MOUNTED SLIDING DR, LOCKABLE (OPEN AND CLOSED)
119	103	CORRIDOR	104	BARRIER-FREE W/C	D1	1000	2350	HM	PTD	-	F1	HM	PTD	JH-01		No	No	Yes	ADO, ES	PUSH BUTTON LOCK, DISTRESS ALARM
120	103	CORRIDOR	110G	VIEW GALLERY	D2-GL	2000	2312	ALUM/GL	PTD	GL14	SEE SCREEN SCHEDULE	ALUM	PTD	SEE PLAN DETAIL		No	Yes	Yes	ADO	HOLD-OPEN, LOCKABLE
122	106A	OFFICE	106	RECEPTION	D1	1000	2350	WD	WD/PTD	-	SEE SCREEN SCHEDULE	ALUM	PTD	-		No	No	No		LOCKABLE
123	106B	OFFICE	106	RECEPTION	D1	1000	2350	WD	WD/PTD	-	SEE SCREEN SCHEDULE	ALUM	PTD	-		No	No	No		LOCKABLE
124	106	RECEPTION	106C	COPY/STOR.	D1	1000	2350	WD	WD/PTD	-	SEE SCREEN SCHEDULE	ALUM	PTD	-		No	No	No		LOCKABLE
125	106	RECEPTION	107	FIRST AID	D1-GL	1000	2350	ALUM/GL	PT	GL14A	SEE SCREEN SCHEDULE	ALUM	PTD	-		No	No	No		LOCKABLE
126	108	GUARDS CHG	108A	SHWR / CHG	D1	900	2150	HM	PTD	-	F1	HM	PTD	-		No	No	No		LOCKABLE
127	108	GUARDS CHG	108B	W/C	D1	900	2150	HM	PTD	-	F1	HM	PTD	-		No	No	No		LOCKABLE
128	109	GUARD STAFF	110A	AQUATIC HALL	D1-GL	1000	2324	ALUM/GL	PT	GL14	SEE SCREEN SCHEDULE	ALUM	PTD	-		No	No	No		LOCKABLE
129	110H	POOL BF W/C	110A	AQUATIC HALL	D1-AL	1000	2312	ALUM	PTD	-	SEE SCREEN SCHEDULE	ALUM	PTD	-		No	No	Yes	ADO, ES	PUSH BUTTON LOCK, DISTRESS ALARM
130	112D	W/C	112A	UNIVERSAL CHANGEROOM	D1	1000	2350	HM	PTD	-	F1	HM	PTD	JH-01		No	No	No		LOCKABLE
131	112C	W/C	112A	UNIVERSAL CHANGEROOM	D1	1000	2350	HM	PTD	-	F1	HM	PTD	JH-01		No	No	No		LOCKABLE
132	112F	UNIVERSAL WASHROOM	112A	UNIVERSAL CHANGEROOM	D1	1000	2350	HM	PTD	-	F1	HM	PTD	JH-01		No	No	Yes	ADO, ES	PUSH BUTTON LOCK, DISTRESS ALARM
133	112A	UNIVERSAL CHANGEROOM	111A	FEMALE CHANGEROOM	D10	1437	2400	ALUM	ANOD	-	-	ALUM	ANOD	-		No	No	No		OVERHEAD GRILL, LOCKABLE BOTH-SIDES
134	112A	UNIVERSAL CHANGEROOM	110A	AQUATIC HALL	D10	1637	2400	ALUM	ANOD	-	-	ALUM	ANOD	-		No	No	No		OVERHEAD GRILL, LOCKABLE BOTH-SIDES
135	110A	AQUATIC HALL	112A	UNIVERSAL CHANGEROOM	D10	1637	2400	ALUM	ANOD	-	-	ALUM	ANOD	-		No	No	No		OVERHEAD GRILL, LOCKABLE BOTH-SIDES
136	112A	UNIVERSAL CHANGEROOM	113A	MALE CHANGEROOM	D10	1437	2400	ALUM	ANOD	-	-	ALUM	ANOD	-		No	No	No		OVERHEAD GRILL, LOCKABLE BOTH-SIDES
137	110J	POOL STORAGE	110A	AQUATIC HALL	D2-AL	2000	2312	ALUM	PTD	-	SEE SCREEN SCHEDULE	ALUM	PTD	-		No	No	No		LOCKABLE
139	112E	STORAGE	112A	UNIVERSAL CHANGEROOM	D1	1000	2350	HM	PTD	-	F1	HM	PTD	JH-01		No	No	No		LOCKABLE
140	118	VESTIBULE	110A	AQUATIC HALL	D2-AL	2000	2312	ALUM	PTD	-	SEE SCREEN SCHEDULE	ALUM	PTD	-		No	Yes	No		EXIT ALARM, LOCKABLE
141	118	VESTIBULE	116A	MECHANICAL ROOM	D2	2000	2350	HM	PTD	-	F2	HM	PTD	JH-01	45 min.	No	No	No		HOLD-OPEN, LOCKABLE
143	116A	MECHANICAL ROOM	105	POOL CORRIDOR	D2	2000	2350	HM	PTD	-	F2	HM	PT	JH-01	45 min.	No	No	No		HOLD-OPEN, LOCKABLE
144	105	POOL CORRIDOR	116C	FACILITIES OFF.	D1	1000	2350	HM	PTD	GL14	F3	HM	PT	JH-01		No	No	No		LOCKABLE. 450mm WIDE LITE
145	116A	MECHANICAL ROOM	120	MECH. VEST.	D1	1000	2150	HM	PTD	-	F1	HM	PT	JH-01	45 min.	No	Yes	No		
146	120	MECH. VEST.	STR A	STAIR A	D1	1000	2150	HM	PTD	-	F1	HM	PT	JH-01	45 min.	No	Yes	No		
T/O PRECAST																				
105					D8	1830	1850	ALUM	PTD	-	F2	ALUM	PT	JH-06		No	No	No		MECH. SCREEN
106					D8	1830	1850	ALUM	PTD	-	F2	ALUM	PT	JH-06		No	No	No		MECH. SCREEN
107					D8	1830	1850	ALUM	PTD	-	F2	ALUM	PT	JH-06		No	No	No		MECH. SCREEN
108					D8	1830	1850	ALUM	PTD	-	F2	ALUM	PT	JH-06		No	No	No		MECH. SCREEN
109					D8	1830	1850	ALUM	PTD	-	F2	ALUM	PT	JH-06		No	No	No		MECH. SCREEN

JAMB TYPES - HOLLOW METAL FRAME

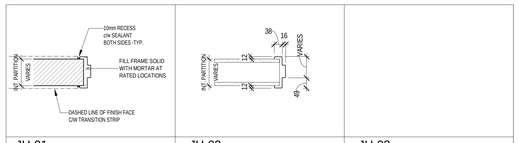

JH-01	JH-02	JH-03
HM FRAME AT BLOCK WALL	HM FRAME AT STUD WALL	HM FRAME AT CONCRETE WALL

NOTE:
THE FOLLOWING INFORMATION IS TO BE READ IN CONJUNCTION WITH HARDWARE SCHEDULE, ELECTRICAL/SECURITY DRAWINGS, THE ARCHITECTURAL DRAWINGS AND SPECIFICATIONS.

DOOR SCHEDULE FINISH & MATERIAL ABBREVIATIONS:

ALUM ALUMINUM
ANOD CLEAR ANODIZED FINISH [ALUMINUM]
AS ALUMINUM STOREFRONT (REFER TO INTERIOR SCREEN SCHEDULE)
CW CURTAIN WALL (REFER TO SCREEN SCHEDULES)
FF FACTORY FINISH
FRWD FIRE-RESISTANT FIBREBOARD WITH WOOD VENEER
GALV GALVANEAL
HM HOLLOW METAL
PTD PAINT FINISH
SCWV SOLID CORE WOOD VENEER
SCPL SOLID CORE PLASTIC LAMINATE
SS STAINLESS STEEL
GL GLASS
TG TEMPERED GLASS
VS VISION STRIPS
WD WOOD
WG WIRED GLASS [FIRE RATED]

DOOR SCHEDULE NOTES:

[(REFER TO "NOTES" COLUMN IN DOOR SCHEDULES TO SEE WHICH DOOR THE NOTES APPLY TO)]

NOTE 1 POWER DOOR OPERATOR [ADO].
NOTE 2 SLIDING DOOR. SEE DETAILS.
NOTE 3 EXTERIOR DOOR: INSULATED AND THERMALLY BROKEN DOOR AND FRAME; IF GLAZED, INSULATED SEALED GLASS UNITS.
NOTE 4 DOORS TO SWING OPEN 180 DEGREES.
NOTE 5 INTERIOR DOOR: INSULATED DOOR AND FRAME.
NOTE 6 FULL HEIGHT DOOR PULL HARDWARE.
NOTE 7 FRAMELESS GLASS SWING DOOR. REFER TO SCREEN SCHEDULE ANDSPECIFICATIONS.
NOTE 8 DOOR GRILLE.
NOTE 9 FOLDING GLAZED WALL PANELS WITH INTEGRATED SWING DOOR. REFER TO DRAWINGS AND SPECIFICATIONS.
NOTE 10 SEE DETAILS.
NOTE 11 DOOR WITHIN SCREEN.
NOTE 12 PAIRS OF DOORS ARE DOUBLE ACTING.
NOTE 13 EXIT DOOR, NO EXTERIOR HARDWARE.
NOTE 14 POCKET DOOR.
NOTE 15 WOOD TRANSOM
NOTE 16 GLASS TRANSOM

GENERAL NOTES:

1. VERIFY ALL DIMENSIONS, INCLUDING OPENING SIZES FOR FRAMES AND DOORS ON SITE PRIOR FABRICATING DOORS AND FRAMES.
2. ALL DOORS TO BE NOMINALLY 45MM THICK UNLESS OTHERWISE SPECIFIED.
3. REFER TO ARCHITECTURAL DRAWINGS FOR ADDITIONAL INFORMATION ON EXTERIOR WINDOW SYSTEMS AND INTERIOR SCREENS. CONTRACTOR TO COORDINATE INSTALLATION DOORS WITH EXTERIOR WINDOW SYSTEMS [CURTAIN WALL, ETC.] AND INTERIOR SCREENS WHERE DOORS ARE SET INTO A GLAZING OR SCREEN SYSTEM.
4. ALL GLAZING IN DOORS AND SIDELIGHTS TO BE TEMPERED PLATE GLASS [TG] UNLESS NOTED OTHERWISE.
5. REFER TO FLOOR PLANS FOR "HAND" OF DOOR OR DOORS.
6. DOOR WIDTH IS THE LEAF SIZE IN MILLIMETERS FOR SINGLE DOORS AND FOR BOTH LEAVES IN A PAIR OF DOORS OF EQUAL WIDTH.
7. REFERENCE HARDWARE SCHEDULE ATTACHED.
8. ALL DOOR HARDWARE IS TO BE MORTISE TYPE, UNLESS NOTED OTHERWISE.
9. FIRE RATING IS FOR THE FIRE PROTECTION RATING IN MINUTES OR HOURS [FOR EXAMPLE, 45 MINUTES OR ¾ HOUR]. DOORS IN NON-RATED FIRE SEPARATIONS (SMOKE SEPARATIONS) ARE INDICATED AS "0 HR". WHERE LABELED DOORS ARE INSTALLED IN GLAZED SCREENS, THE ENTIRE SCREEN FRAME SHALL BE LABELED.
10. ALL RATED DOORS TO HAVE CLOSERS UNLESS OTHERWISE NOTED.
11. ALL EXTERIOR DOOR AND FRAMES TO BE THERMALLY BROKEN AND INSULATED UNLESS OTHERWISE NOTED.
12. ALL EXTERIOR DOORS ARE TO BE WEATHER STRIPPED UNLESS OTHERWISE NOTED.
13. ALL GLAZED UNITS IN EXTERIOR DOORS TO BE INSULATING SEALED UNITS.
14. THE CONTRACTOR IS TO COORDINATE THE INSTALLATION OF SECURITY DEVICES WITH DIVISION 16. REVIEW THE ELECTRICAL DRAWINGS, HARDWARE SCHEDULE AND SPECIFICATIONS FOR SECURITY ROUGH-IN REQUIREMENTS.
15. ALL ALUMINUM FRAMES AND DOORS TO HAVE CLEAR ANODIZED FINISH, UNLESS NOTED OTHERWISE.

NOTES RE: MINIMUM HEADROOM CLEARANCE FOR DOORWAYS
REFER TO THE NATIONAL BUILDING CODE OF CANADA 3.4.3.4. FOR MINIMUM CLEARANCE FOR DOORWAYS.

3.4.3.6.(3).THE HEADROOM CLEARANCE FOR DOORWAYS SHALL NOT BE LESS THAN 2030MM [6'-8"].
3.4.3.6.(4). NO DOOR CLOSER OR OTHER DEVICE SHALL BE INSTALLED SO AS TO REDUCE THE HEADROOM CLEARANCE OF A DOORWAY TO LESS THAN 1980MM [6'-6"].

NOTES RE: HOLLOW METAL DOOR FRAMES THAT FRAME INTO DIFFERENT WALL OR PARTITION TYPES
1. IN CASES WHERE A SINGLE DOOR FRAME HAS A BUTT CONDITION AT CONCRETE BLOCK PARTITIONS AND A WRAP-AROUND CONDITION AT STEEL STUD AND GYPSUM BOARD PARTITIONS,PROVIDE THE APPROPRIATE FRAME [VERIFY ON SITE PRIOR TO FABRICATION].
2. IN CASES WHERE A SINGLE DOOR FRAME HAS A BUTT CONDITION AT CONCRETE BLOCK PARTITIONS AND STEEL STUD AND GYPSUM BOARD PARTITION ABOVE THE DOOR AND FRAME, PROVIDE THE APPROPRIATE FRAME [VERIFY ON SITE PRIOR TO FABRICATION].

DOOR SCHEDULE NOTES (1)
1 : 20

DOOR TYPES

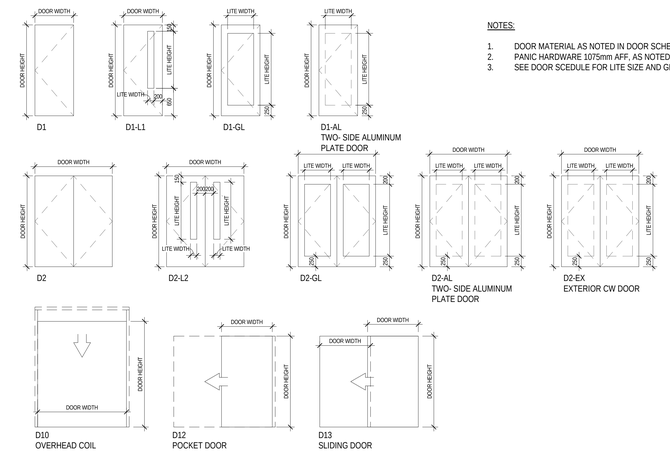

NOTES:

1. DOOR MATERIAL AS NOTED IN DOOR SCHEDULE
2. PANIC HARDWARE 1075mm AFF, AS NOTED
3. SEE DOOR SCEDULE FOR LITE SIZE AND GLAZING TYPE

FRAME TYPES

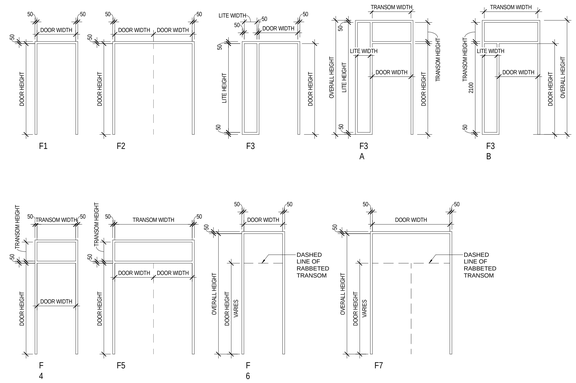

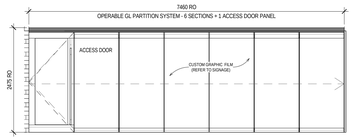

INT. SCREEN ELEV. - OPERABLE GL PARTITION SYSTEM (3)
3/ D100 1 : 50

Contractor must check and verify all dimensions on the job, and report any discrepancies to the Architect before proceeding with the work.

Do not scale this drawing.

REVISIONS AND ISSUES

REV	DESCRIPTION	DATE
1	Issued for Tender	2018-03-01

MJMA
maclennan jaunkalns miller architects
425 adelaide street west level 6
toronto ontario m5v 3c1
416 593 6796
www.mjmarchitects.com

TEAL Architects+Planners
1660 Hollis Street, Suite 1101
Halifax, Nova Scotia B3J 1V7
www.tealarchitects.com

CAMPBELL COMEAU ENGINEERING LTD.
STRUCTURAL ENGINEERS
2719 GLADSTONE STREET, SUITE 110
HALIFAX NS, B3K 4W6
T: 902 429 5454 F:902 444 3099

Smith + Andersen
MECHANICAL ENGINEERS
500-4211 Yonge Street
Toronto, Ontario, M2P 2A9
T: 416 487 8151 F: 416 487 9104

Smith + Andersen
ELECTRICAL ENGINEERS
1969 Upper Water Street, Suite 1905
Halifax, Nova Scotia, B3J 3R7
T: 902 440 0981 F: 416 487 9104

Strum Consulting
CIVIL ENGINEERS
Rolliside, 1355 Bedford Highway
Bedford, NS B4A 1C5
T: 902 835 5560 F: 902 835 5574

EAST HANTS
We live it!

Municipality of East Hants
Parks, Recreation and Culture
Lloyd E Matheson Centre
15 Commerce Court
Elmsdale, NS B2S 3K5
T: 902 883-7098

KEYPLAN

NORTH ARROW

LICENSED ARCHITECT
THOMAS D SMOKE
NOVA SCOTIA ASSOCIATION OF ARCHITECTS

PROJECT TITLE
East Hants Aquatic Centre
Commerce Court, Elmsdale, NS

DRAWING TITLE
DOOR AND FRAME TYPES, DETAILS & SCHEDULE

SCALE
As indicated

DATE
2018-03-01

PROJECT NUMBER
1609

DRAWING NUMBER
A700

2018-02-27 4:21:27 PM
BIM 360://1609-EHAC/1609-EHAC-Arch-CW-R17.rvt

EXTERIOR GLAZING SCHEDULE

TYPE	INSULATED GLASS UNIT - GLASS TYPE AND THICKNESS			LOW 'E' COATING		NOTES
	OUTER	MIDDLE	INNER	TYPE	SURFACE	
GL1	FT	-	FT	DS	#2	DOUBLE-GLAZED
GL2	FT	-	HS 5mm PVB HS 5mm	DS	#2	DOUBLE-GLAZED
GL3	HS TINTED GL	HS	HS PVB HS	DS	#3 & 5	TRIPLE-GLAZED, UNCOATED TINTED GL
GL5	FT TINTED GL	HS	HS PVB HS	DS	#3 & 5	TRIPLE-GLAZED SKLIGHT, UNCOATED TINTED GL

EXTERIOR SCREEN FRAME TYPES

CW1 — CURTAIN WALL
63.5mm X 168mm PREPAINTED ALUM BACK SECTIONS
PERIMETER MULLIONS: 168mm CAPPED
INTERMIDIATE MULLIONS: 63.5mm X 168mm SSG
GLASS: VARIES

CW3 — CURTAIN WALL, HIGH SPAN-REINFORCED
63.5mm X 168mm PREPAINTED ALUM BACK SECTIONS
PERIMETER MULLIONS: 168mm BACKSECTION C/W 152mm CAP
INTERMIDIATE MULLIONS: 63.5mm X 168mm SSG VERT. 63.mm X 73mm SSG HORZ.
GLASS: GL3
STEEL REINFORCED VERTICALS TYP.

SK-1 — ALUMINUM SKYLIGHT
76mm X 254mm PREPAINTED ALUMINUM RAFTERS
COLOUR: BLACK CAPS AND WHITE INTERIOR BACKSECTIONS
PERIMETER MULLIONS: 254mm BACKSECTION C/W CAP
INTERMIDIATE MULLIONS: 254mm BACKSECTION SSG
GLASS: GL5

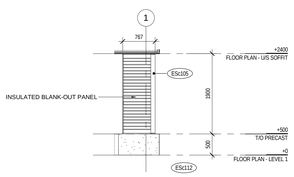

EXT. LOUVER ELEV - MECH. ROOM INTAKE 13
1 : 50

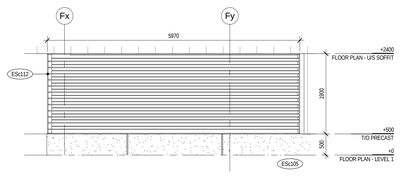

EXT. LOUVER ELEV - MECH. ROOM INTAKE 12
1 : 50



EXT. LOUVER ELEV - MECH. RM. EXHAUST 11
1 : 50

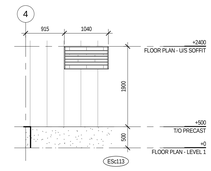

EXT. LOUVER ELEV - PUMP ROOM INTAKE 14
1 : 50

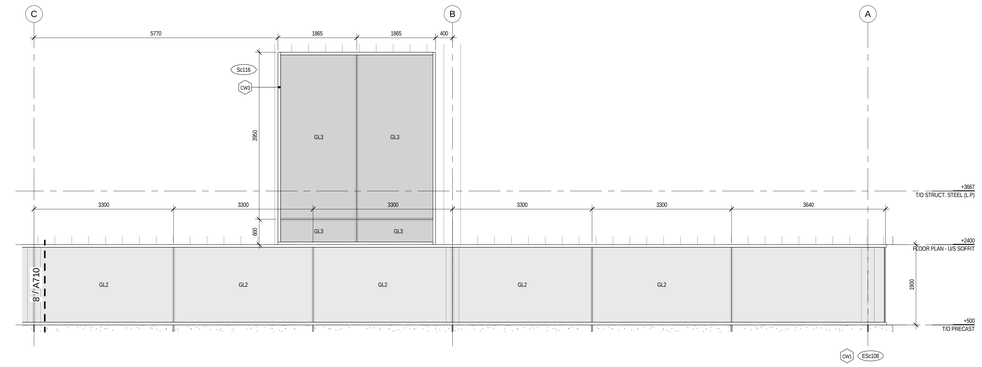

EXT. SCREEN ELEV - EAST POOL ELEV. - PART 2 10
1 : 50

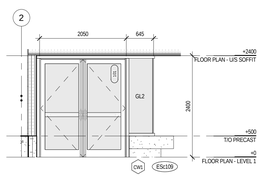

EXT. SCREEN ELEV - MAIN ENTRANCE VESTIBULE 9
1 : 50

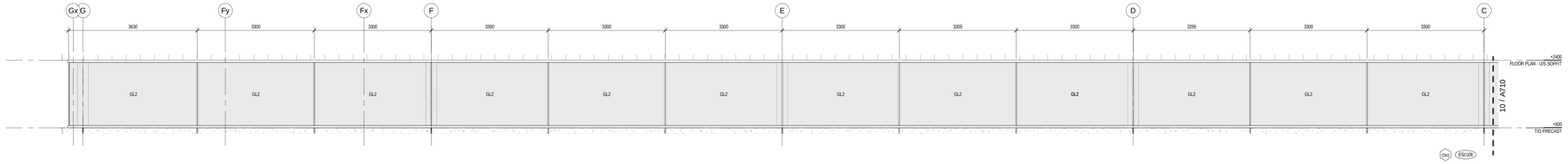

EXT. SCREEN ELEV - EAST POOL ELEV. - PART 1 8
1 : 50

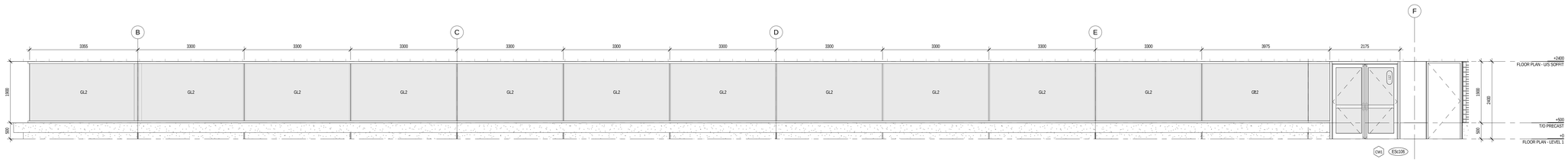

EXT. SCREEN ELEV - POOL CORRIDOR 105 7
1 : 50

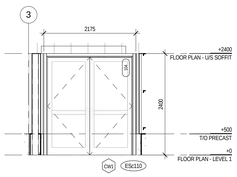

EXT. SCREEN ELEV - VESTIBULE 118 6
1 : 50

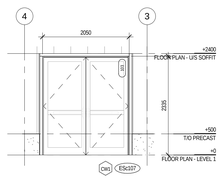

EXT. SCREEN ELEV - CORRIDOR 103 EXIT 5
1 : 50

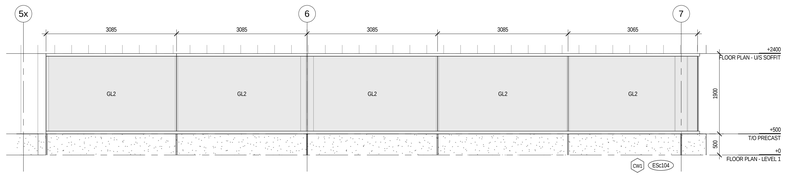

EXT. SCREEN ELEV - SOUTH POOL ELEV. 4
1 : 50

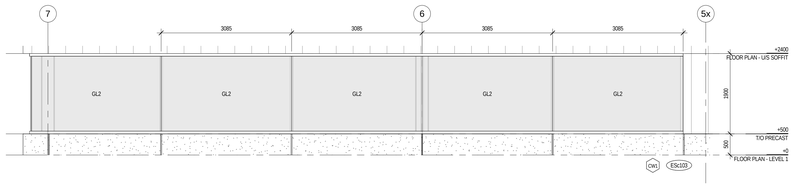

EXT. SCREEN ELEV - NORTH POOL ELEV. 3
1 : 50

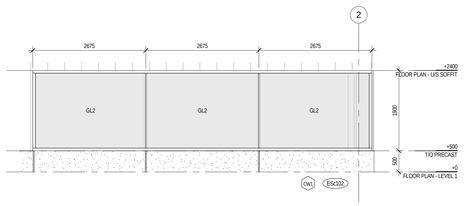

EXT. SCREEN ELEV - MULTIPURPOSE RM. 2
1 : 50

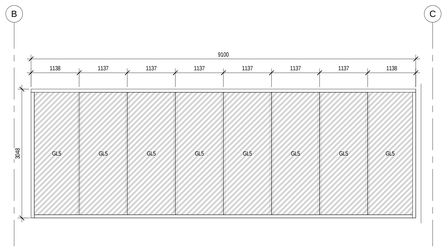
SK-1 - Skylight 1
1 : 50

Contractor must check and verify all dimensions on the job, and report any discrepancies to the Architect before proceeding with the work.

Do not scale this drawing.

REVISIONS AND ISSUES

REV	DESCRIPTION	DATE
1	Issued for Tender	2018-03-01

MJMA
maclennan jaunkalns miller architects
425 adelaide street west level 6
toronto ontario m5v 3c1
416 593 6796
www.mjmarchitects.com

TEAL Architects+Planners
1660 Hollis Street, Suite 1101
Halifax, Nova Scotia B3J 1V7
www.tealarchitects.com

CAMPBELL COMEAU ENGINEERING LTD.
STRUCTURAL ENGINEERS
2719 GLADSTONE STREET, SUITE 110
HALIFAX NS, B3K 4W6
T: 902 429 5454 F:902 444 3099

Smith + Andersen
MECHANICAL ENGINEERS
500-4211 Yonge Street
Toronto, Ontario, M2P 2A9
T: 416 487 8151 F: 416 487 9104

Smith + Andersen
ELECTRICAL ENGINEERS
1969 Upper Water Street, Suite 1905
Halifax, Nova Scotia, B3J 3R7
T: 902 440 0981 F: 416 487 9104

Strum Consulting
CIVIL ENGINEERS
Rolliside, 1355 Bedford Highway
Bedford, NS B4A 1C5
T: 902 835 5560 F: 902 835 5574

EAST HANTS
We live it!

Municipality of East Hants
Parks, Recreation and Culture
Lloyd E Matheson Centre
15 Commerce Court
Elmsdale, NS B2S 3K5
T: 902 883-7098

KEYPLAN

NORTH ARROW

LICENSED ARCHITECT
THOMAS G SMOKE
NOVA SCOTIA ASSOCIATION OF ARCHITECTS

PROJECT TITLE
East Hants Aquatic Centre

Commerce Court, Elmsdale, NS

DRAWING TITLE
EXTERIOR SCREEN SCHEDULE

SCALE
As indicated

DATE
2018-03-01

PROJECT NUMBER
1609

DRAWING NUMBER
A710

2018-02-27 4:21:35 PM
BIM 360://1609-EHAC/1609-EHAC-Arch-CW-R17.rvt

INTERIOR GLAZING SCHEDULE

Sc TYPE	LITE - GLASS TYPE AND THICKNESS	THICKNESS	NOTES
GL14	HS 6mm, PVB, HS 6mm	12	HS GL C/W PBV INTERLAYER
GL15	HS 10mm, PVB, HS 10mm	20	LOW IRON HS GL C/W PBV INTERLAYER
GL16	FT 6mm, PVB, FT 6mm	12	FT GL C/W PBV INTERLAYER
MIR	MIRROR 6mm FT - REFER TO SPEC.	6	

GLAZING SCHEDULE LEGEND

GLASS TYPE:

FT FULLY TEMPERED
HS HEAT STRENGTHENED

LOW 'E' COATING:

DS DOUBLE SILVER
PYRO PYROLYTIC

LAMINATE INTERLAYER:

PVB POLYVINYL BUTYRAL
SGP SENTRYGLAS PLUS LONOPLAST

ABBREVIATIONS:

SUR SURFACE

NOTES:

GLASS THICKNESS: 6mm MINIMUM AND AS REQUIRED TO SUIT DESIGN REQUIREMENTS.
LAMINATED GLASS: GLASS LAYERS MINIMUM 3mm THICK UNLESS OTHERWISE INDICATED
DESIGN FOR GUARD LOADS WHERE REQUIRED. INDICATE LOCATIONS ON SHOP DRAWINGS.
GLASS AND INTERLAYER COLOUR: CLEAR UNLESS OTHERWISE INDICATED

A700-GLAZING SCHEDULE LEGEND
1 : 20

INTERIOR SCREEN FRAME TYPES

ICW1 — INTERIOR CURTAIN WALL - CAPPED
63.5mm X 168mm PREPAINTED ALUM BACK SECTIONS
PERIMETER MULLIONS: 168mm CAPPED
INTERMODIATE MULLIONS: 63.5mm X 76mm SSG horz and 63.5mm VERTICAL

ICW2 — INTERIOR CURTAIN WALL - SSG
63.5mm X 168mm PREPAINTED ALUM BACK SECTIONS
PERIMETER MULLIONS: 168mm SSG
INTERMIDIATE MULLIONS: 63.5mm X 76mm SSG horz and 63.5mm VERTICAL

SG1 — INTERIOR BUTT JOINED GLAZING
ALUM GLAZING SHOE SILL WITH RECESSED ALUM HEAD CHANNEL.
HEAD CHANNEL TO BE DEEP ENOUGH TO ACCOMODATE STRUCTRAL DEFLECTION & CREEP.
VERTICAL SILICONE SEALED BUTT JOINTS 6MM MAX DEPTH

SG2 — INTERIOR BUTT JOINED GLAZING AT CLERESTORY GLAZING
ALUM GLAZING SHOE SILL WITH RECESSED ALUM HEAD CHANNEL.
HEAD CHANNEL TO BE DEEP ENOUGH TO ACCOMODATE STRUCTRAL DEFLECTION & CREEP.
VERTICAL SILICONE SEALED BUTT JOINTS 6MM MAX DEPTH

SG3 — STEAM BAFFLE
ALUM HEAD CHANNEL

AS — ALUMINUM STOREFRONT
FRAME FOR SINGLE GLASS
50mm X114mm TYP. CLEAR ANODIZED ALUM BACK SECTIONS

A720-INTERIOR SCREEN FRAME TYPES
1 : 20

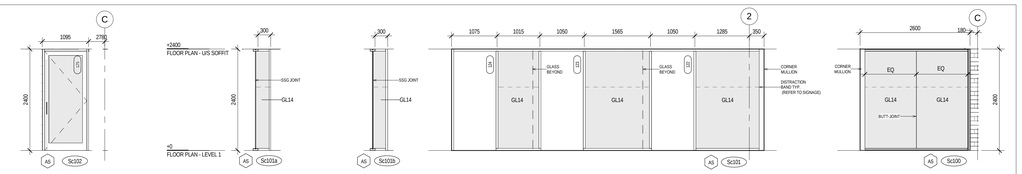

INT. SCREEN ELEV. - FIRST AID 26 1 : 50
INT. SCREEN ELEV. - OFFICE 30 1 : 50
INT. SCREEN ELEV. - COPY 29 1 : 50
INT. SCREEN ELEV. - OFFICE/COPY 16 1 : 50
INT. SCREEN ELEV. - OFFICE WEST 15 1 : 50

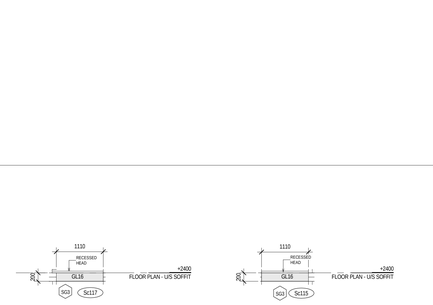

INT. SCREEN - UNI. SHOWER BAFFLE N 31 1 : 50
INT. SCREEN - UNI. SHOWER BAFFLE S 32 1 : 50

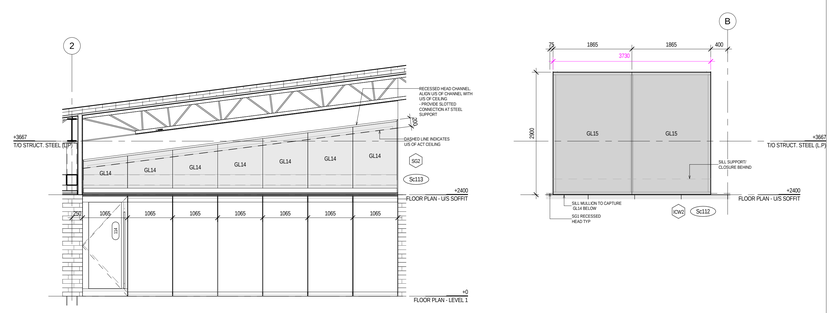

INT. SCREEN ELEV. - MULTIPURPOSE CLERESTORY 25 1 : 50
SCREEN ELEV. - AQUATICS HALL CLERESTORY 28 1 : 50

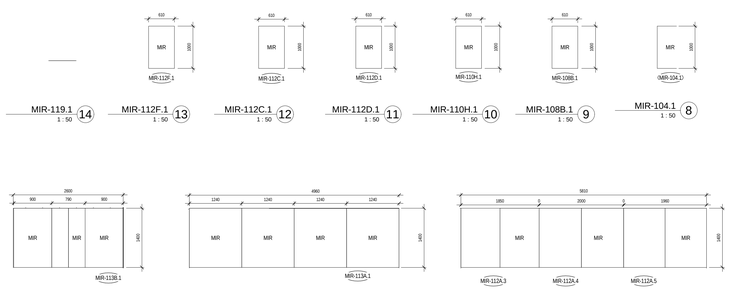

MIR-119.1 14 1 : 50
MIR-112F.1 13 1 : 50
MIR-112C.1 12 1 : 50
MIR-112D.1 11 1 : 50
MIR-110H.1 10 1 : 50
MIR-108B.1 9 1 : 50
MIR-104.1 8 1 : 50
MIR-113B.1 7 1 : 50
MIR-113A.1 6 1 : 50
MIR-112A.3 5 1 : 50

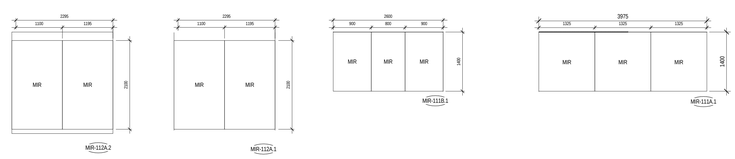

MIR-112A.2 4 1 : 50
MIR-112A.1 3 1 : 50
MIR-111B.1 2 1 : 50
MIR-111A.1 1 1 : 50

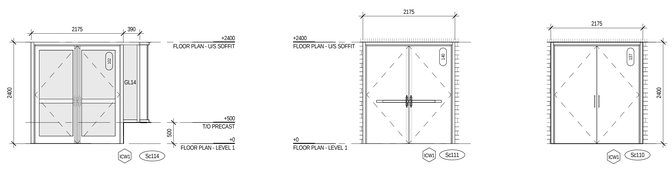

INT. SCREEN ELEV - VESTIBULE 33 1 : 50
INT. SCREEN ELEV. - VESTIBULE 27 1 : 50
INT. SCREEN ELEV. - STORAGE 24 1 : 50

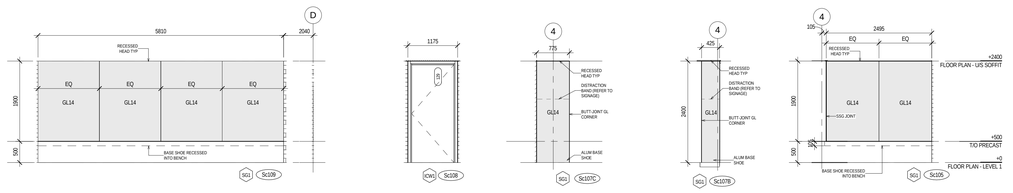

SCREEN ELEV. - SHOWER 23 1 : 50
SCREEN ELEV. - POOL W/C 22 1 : 50
SCREEN ELEV. - S GUARD 21 1 : 50
SCREEN ELEV. - N GUARD 19 1 : 50
SCREEN ELEV. - NORTH GUARD STAFF 20 1 : 50

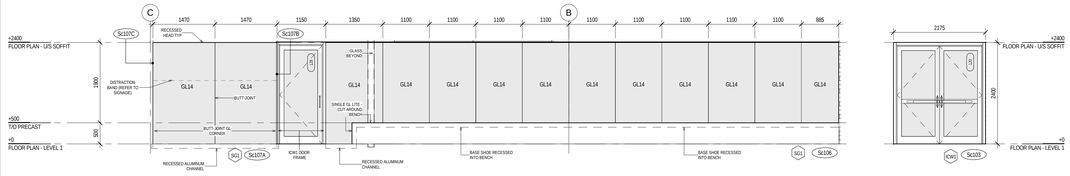

SCREEN ELEV. - CORRIDOR/EAST GUARD 18 1 : 50
SCREEN ELEV. - AQU. NORTH 17 1 : 50

2018-02-27 4:21:47 PM
BIM 360://1609-EHAC/1609-EHAC-Arch-Cmb-R17.rvt

Contractor must check and verify all dimensions on the job, and report any discrepancies to the Architect before proceeding with the work.

Do not scale this drawing.

REVISIONS AND ISSUES

REV	DESCRIPTION	DATE
1	Issued for Tender	2018-03-01

MJMA
maclennan jaunkalns miller architects
425 adelaide street west level 6
toronto ontario m5v 3c1
416 593 6796
www.mjmarchitects.com

TEAL Architects+Planners
1660 Hollis Street, Suite 1101
Halifax, Nova Scotia B3J 1V7
www.tealarchitects.com

CAMPBELL COMEAU ENGINEERING LTD.
STRUCTURAL ENGINEERS
2719 GLADSTONE STREET, SUITE 110
HALIFAX NS, B3K 4W6
T: 902 429 5454 F:902 444 3099

Smith + Andersen
MECHANICAL ENGINEERS
500-4211 Yonge Street
Toronto, Ontario, M2P 2A9
T: 416 487 8151 F: 416 487 9104

Smith + Andersen
ELECTRICAL ENGINEERS
1969 Upper Water Street, Suite 1905
Halifax, Nova Scotia, B3J 3R7
T: 902 440 0981 F: 416 487 9104

Strum Consulting
CIVIL ENGINEERS
Rolliside, 1355 Bedford Highway
Bedford, NS B4A 1C5
T: 902 835 5560 F: 902 835 5574

EAST HANTS
We live it!

Municipality of East Hants
Parks, Recreation and Culture
Lloyd E Matheson Centre
15 Commerce Court
Elmsdale, NS B2S 3K5
T: 902 883-7098

KEYPLAN

NORTH ARROW

LICENSED ARCHITECT
THOMAS G EMODE
NOVA SCOTIA ASSOCIATION OF ARCHITECTS

PROJECT TITLE
East Hants Aquatic Centre

Commerce Court, Elmsdale, NS

DRAWING TITLE
INTERIOR SCREEN SCHEDULE

SCALE
As indicated

DATE
2018-03-01

PROJECT NUMBER
1609

DRAWING NUMBER
A720

FLOOR FINISHES

- (TL10) SEALED CONCRETE
- ( ) SEALED CONCRETE
- ( ) SEALED CONCRETE
- ( ) SEALED CONCRETE
- ( ) SEALED CONCRETE

WALL FINISHES

- (TL10) TL10 TL10
- (TL11) TL11 TL11
- (TL12) TL12 TL12
- (TL13) TL13 TL13

NOTES

1. REFER TO INTERIOR FINISH SCHEDULE FOR REFERENCE AND ADDITIONAL INFORMATION TO FINISH TYPES
2. ALL CMU TO BE PAINTED UNLESS OTHERWISE NOTED
3. REFER TO INTERIOR ELEVATIONS, INTERIOR FINISH SCHEDULE AND SPECIFICATIONS FOR ADDITIONAL INFORMATION.

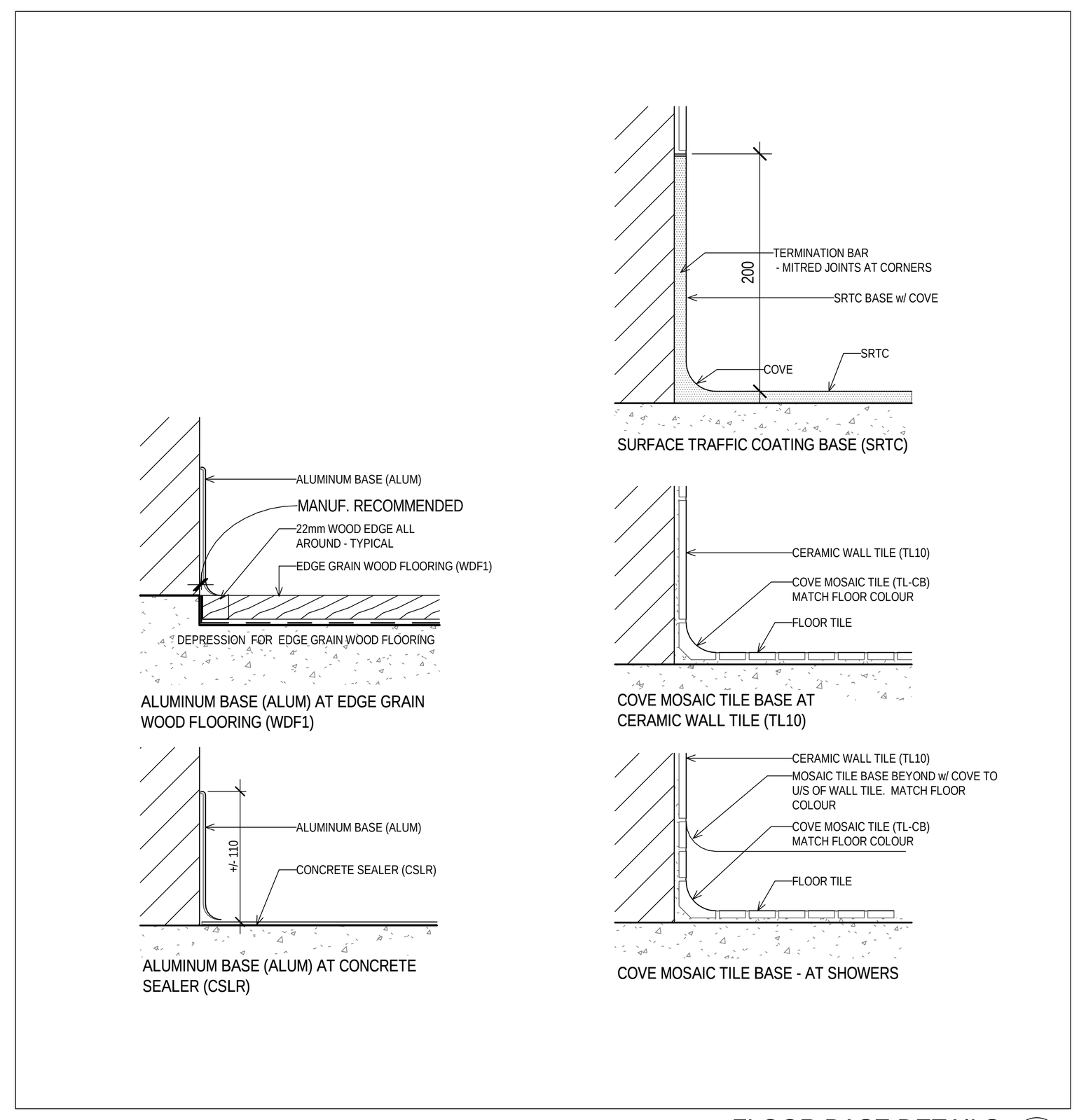

FLOOR BASE DETAILS (1)
1 : 5

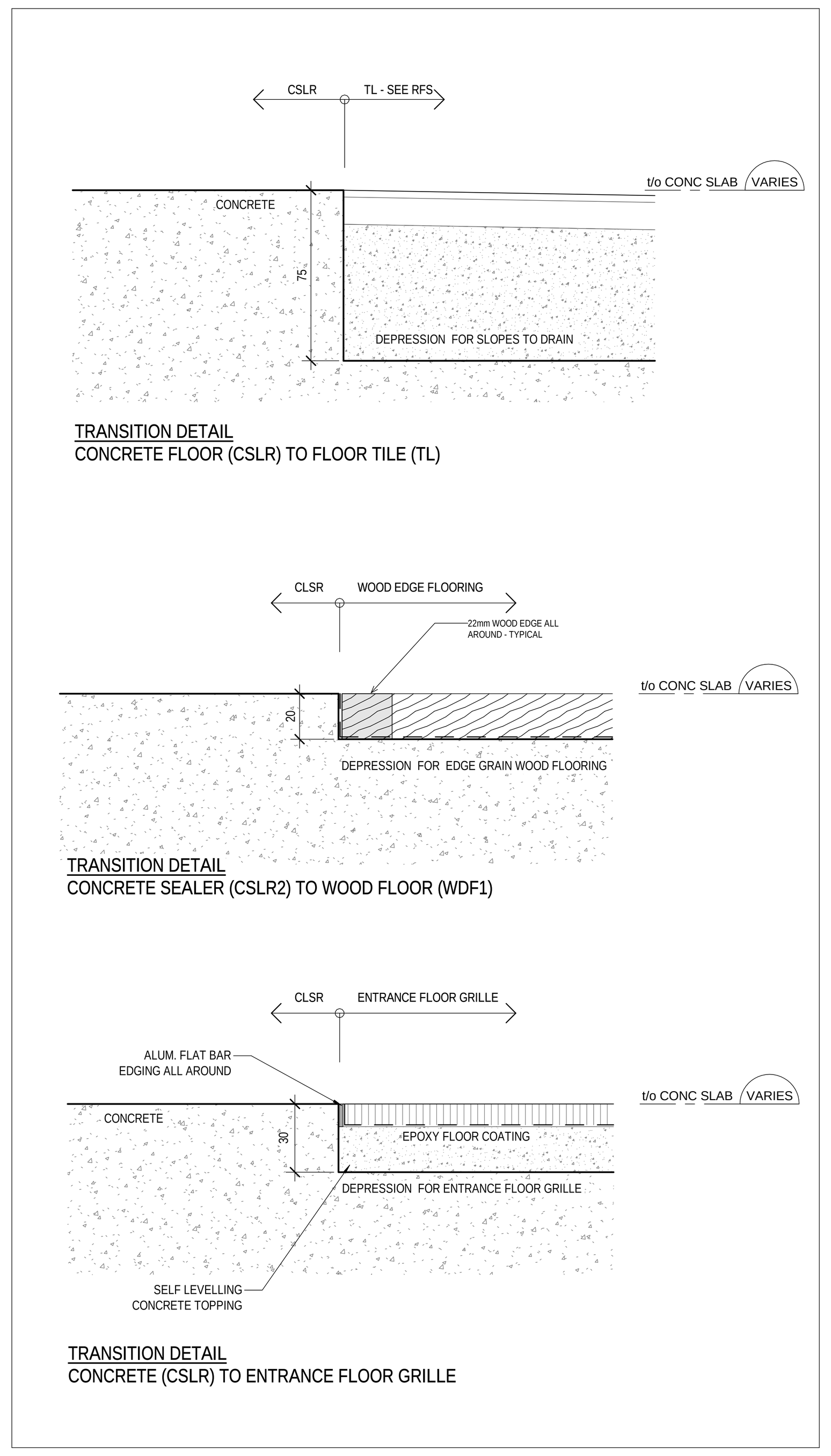

FLOOR FINISH TRANSITION DETAILS (2)
1 : 2

East Hants

Room Finish Schedule Legend
Page1
March 01, 2018

LEGEND

FLOORS

Abbreviation	Specifications Reference	Description	Note
CSLR#	03 35 00 – Concrete Floor Finishing	Concrete Sealer Type #	
EPFC	09 67 00 – Fluid Applied Floor Coatings	Fluid Applied Epoxy Floor Coating	
TL#	09 31 00 – Tiling 13 11 20 – Swimming Pool Waterproofing and Tiling	Porcelain Ceramic Floor Tile Type #	
SRTC	07 18 13 – Service Room Traffic Coating	Service Room Traffic Coating	
WDF#	09 64 23 – Wood Flooring	Wood Flooring Type #	

BASES

Abbreviation	Specifications Reference	Description	Note
ALUM	09 65 13 – Premanufactured Bases	Aluminum Base – Pre-manufactured	
TL#	09 31 00 – Tiling 13 11 20 Swimming Pool Waterproofing and Tiling	Porcelain Ceramic Base Tile Type #	
SRTC	07 18 13 – Service Room Traffic Coating	Service Room Traffic Coating – cove base	

WALL AND CEILING FINISHES

Abbreviation	Specifications Reference	Description	Note
WDS#	06 40 00 – Architectural Woodwork	Solid Wood #	
ACT#	09 51 23 – Acoustical Tile Ceilings	Acoustical Ceiling Tile #	
MWP	09 78 13 – Metal Interior Panelling	Metal Interior Wall Panelling	
TL#	09 31 00 – Tiling 13 11 20 Swimming Pool Waterproofing and Tiling	Porcelain Ceramic Tile Type #	
PT#	09 91 00 – Painting 09 96 13 – High Performance Paint Coatings	Paint High Performance Paint	Reference Colour Schedule below.

COLOUR SCHEDULE

PT1	Match Benjamin Moore 'Chantilly Lace OC-65'		
PT2	To later selection by Consultant		
PT3	To later selection by Consultant		
PT4	To later selection by Consultant		

ROOM FINISH SCHEDULE

wt	ROOM NAME	FLOOR	BASE	CEILING	WALL FINISH NORTH	EAST	SOUTH	WEST	COMMENTS
FLOOR PLAN - BASEMENT									
001	POOL FILTRATION	CSLR1	-	PT1	PT1	PT1	PT1	PT1	
002	BASEMENT MECHANICAL	CSLR1	-	PT1	PT1	PT1	PT1	PT1	
003	ELECTRICAL ROOM	CSLR1	-	PT1	PT1	PT1	PT1	PT1	
004	STOR. / MAINT.	CSLR1	-	PT1	PT1	PT1	PT1	PT1	
005	CO2 CLS	CSLR1	-	PT1	PT1	PT1	PT1	PT1	
006	CHEM STOR	CSLR1	-	PT1	PT1	PT1	PT1	PT1	
010	FIRE PUMP ROOM	CSLR1	-	PT1	PT1	PT1	PT1	PT1	
STR A	STAIR A	CSLR1	-	PT1	PT1	PT1	PT1	PT1	
FLOOR PLAN - LEVEL 1									
100	VESTIBULE	FG/EPFC	APC-1/PERF ALUM	WDC1	GL	APC-1/APM	GL	GL/APC-2	FC REFER TO 12 48 16
101	LOBBY	CSLR2	ALUM	ACT2 / WDC1	PT1	GL	PT1	GL	
102	MULTIPURPOSE ROOM	WDF1	ALUM	ACT2 / WDC1	GL/APC-2	PT1	GL	PT1	
102A	KITCHEN	TL01	ALUM	WDC1	TL10	TL10	TL10	TL10	
102B	STORAGE	CSLR2		EXP / PT1	PT1	PT1	PT1	PT1	
103	CORRIDOR	CSLR2	ALUM	WDC1	PT1	GL	GL	PT/TSK1	
104	BARRIER-FREE W/C	TL01		ACT1	TL10	TL10	TL10	TL10	
105	POOL CORRIDOR	CSLR2	ALUM/PERF ALUM	WDC1	-	PT1	PT1	GL/APC-2	
106	RECEPTION	CSLR2	ALUM	WDC1	-	GL	GL	-	
106A	OFFICE	CSLR2	ALUM	WDC1	GL / PT1	GL/ PT1	PT1	GL / PT1	
106B	OFFICE	CSLR2	ALUM	WDC1	GL / PT1	GL / PT1	PT1	GL / PT1	
106C	COPY/STOR.	CSLR2	ALUM	WDC1	GL	PT1	PT1	GL / PT1	
107	FIRST AID	TL01		WDC1	TL10	TL10	TL10	TL10	
108	GUARDS CHG	TL01		ACT1	TL10	TL10	TL10	TL10	
108A	SHWR / CHG	TL01		TL11	TL10	TL10	TL10	TL10	
108B	W/C	TL01		ACT1	TL10	TL10	TL10	TL10	
109	GUARD STAFF	TL01		WDC1	GL	GL	TL10	TL10	
110A	AQUATIC HALL	TL31		EXP	TL50 / MWP1	MWP1	TL50 / MWP1	TL50 /TL35/ MWP1	
110G	VIEW GALLERY	TL31		EXP	TL10	GL	GL	GL	
110H	POOL BF W/C	TL01		TL11	TL10	TL10	TL10	TL10	
110J	POOL STORAGE	TL31		EXP / PT1	PT1	PT1	PT1	PT1	
111A	FEMALE CHANGEROOM	TL01		ACT2/TL11	TL10	TL10	TL10	TL10	
111B	FEMALE WASHROOM	TL01		ACT2/TL11	TL10	TL10	TL10	TL10	
111C	SHOWER	TL02		TL11	TL10	TL10	TL10	TL10	
111D	CHANGE	TL01		ACT2	-	TL10	TL10	TL10	
111E	CHG B	TL01		ACT2	TL10	TL10	-	TL10	
112A	UNIVERSAL CHANGEROOM	TL01		ACT2 / TL11	TL10	TL10	TL10	TL10	
112B	BF SHOWER	TL02		TL11	TL10	TL10	TL10	TL10	
112C	W/C	TL01		ACT1	TL10	TL10	TL10	TL10	
112D	W/C	TL01		ACT1	TL10	TL10	TL10	TL10	
112E	STORAGE	TL01		EXP / PT1	PT1	PT1	PT1	PT1	
112F	UNIVERSAL WASHROOM	TL01		TL11	TL10	TL10	TL10	TL10	
112G	BF CHANGE	TL01		ACT2	TL10	TL10	TL10	TL10	
112H	SHOWER	TL02		TL11	-	GL	-	TL10	
112I	BF CHANGE	TL01		ACT2	TL10	TL10	TL10	TL10	
112K	VANITY	TL01		TL11	TL10	TL10	TL10	-	
112L	CHANGE	TL01		ACT2	TL10	TL10	-	TL10	
112M	CHANGE	TL01		ACT2	TL10	TL10	-	TL10	
112N	CHANGE	TL01		ACT2	TL10	TL10	-	TL10	
112O	CHANGE	TL01		ACT2	TL10	TL10	-	TL10	
112P	CHANGE	TL01		ACT2	TL10	TL10	-	TL10	
112Q	CHANGE	TL01		ACT2	TL10	TL10	-	TL10	
112R	CHANGE	TL01		ACT2	TL10	TL10	-	TL10	
112S	CHANGE	TL01		ACT2	TL10	TL10	-	TL10	
113A	MALE CHANGEROOM	TL01		ACT2 / TL11	TL10	TL10	TL10	TL10	
113B	MALE WASHROOM	TL01		ACT2 / TL11	TL10	TL10	TL10	TL10	
113C	SHOWER	TL02		TL11	TL10	TL10	TL10	TL10	
116A	MECHANICAL ROOM	SRTC	SRTC	EXP / PT1	PT1	PT1	PT1	PT1	
116C	FACILITIES OFF.	CSLR2	SRTC	ACT1	TL10	TL10	-	TL10	Tile to 1200 AFF
118	VESTIBULE	SRTC	SRTC	EXP / PT1	PT1	PT1	PT1	PT1	
119	OUTDOOR W/C	CSLR2		EXP / PT1	TL10	TL10	PT1	PT1	
120	MECH. VEST.	SRTC		EXP / PT1	PT1	PT1	PT1	PT1	
STR A	STAIR A	SRTC		EXP / PT1	PT1	PT1	PT1	PT1	
NET AREA:									

Contractor must check and verify all dimensions on the job, and report any discrepancies to the Architect before proceeding with the work.

Do not scale this drawing.

REVISIONS AND ISSUES

REV	DESCRIPTION	DATE
1	Issued for Tender	2018-03-01

MJMA
maclennan jaunkalns miller architects
425 adelaide street west level 6
toronto ontario m5v 3c1
416 593 6796
www.mjmarchitects.com

TEAL Architects+Planners
1660 Hollis Street, Suite 1101
Halifax, Nova Scotia B3J 1V7
www.tealarchitects.com

CAMPBELL COMEAU ENGINEERING LTD.
STRUCTURAL ENGINEERS
2719 GLADSTONE STREET, SUITE 110
HALIFAX NS, B3K 4W6
T: 902 429 5454 F:902 444 3099

Smith + Andersen
MECHANICAL ENGINEERS
500-4211 Yonge Street
Toronto, Ontario, M2P 2A9
T: 416 487 8151 F: 416 487 9104

Smith + Andersen
ELECTRICAL ENGINEERS
1969 Upper Water Street, Suite 1905
Halifax, Nova Scotia, B3J 3R7
T: 902 440 0981 F: 416 487 9104

Strum Consulting
CIVIL ENGINEERS
Railside, 1355 Bedford Highway
Bedford, NS B4A 1C5
T: 902 835 5560 F: 902 835 5574

EAST HANTS
We live it!

Municipality of East Hants
Parks, Recreation and Culture
Lloyd E Matheson Centre
15 Commerce Court
Elmsdale, NS B2S 3K5
T: 902 883-7098

KEYPLAN

NORTH ARROW

LICENSED ARCHITECT
THOMAS G EMODI
NOVA SCOTIA ASSOCIATION OF ARCHITECTS

PROJECT TITLE
East Hants Aquatic Centre

Commerce Court, Elmsdale, NS

DRAWING TITLE
ROOM FINISH SCHEDULE

SCALE
As indicated

DATE
2018-03-01

PROJECT NUMBER
1609

DRAWING NUMBER
A800

2018-02-27 4:21:51 PM
BIM 360://1609-EHAC/1609-EHAC-Arch-CM-R17.rvt

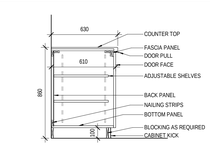

LOWER ACCESSIBLE CLOSED STORAGE (4)
17/ A900 1 : 20

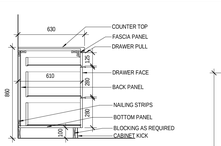

LOWER ACCESSIBLE DRAWERS (5)
19/ A900 1 : 20

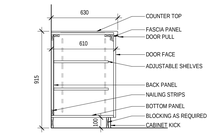

LOWER CLOSED STORAGE (3)
1 : 20

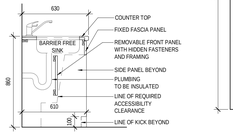

LOWER ACCESSIBLE SINK OR COOKTOP (6)
17/ A900 1 : 20

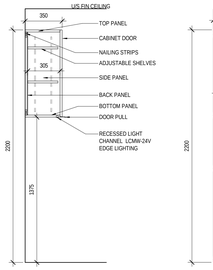

UPPER CLOSED STORAGE (7)
17/ A900 1 : 20

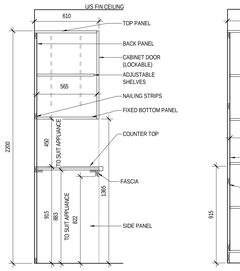

FULL-HEIGHT DISHWASHER & MICROWAVE UNIT (8)
19/ A900 1 : 20

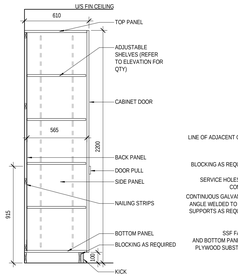

FULL-HEIGHT CLOSED STORAGE (9)
18/ A902 1 : 20

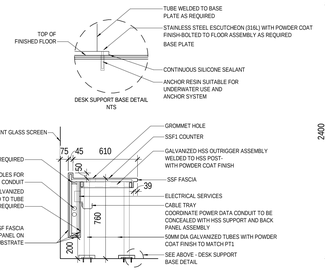

GUARD'S DESK AT GLASS SCREEN (10)
1 : 20

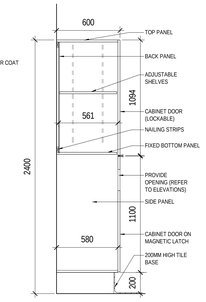

FULL HEIGHT WASTE STORAGE (11)
4/ A902 1 : 20

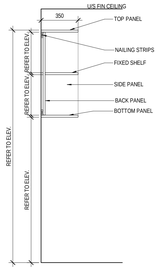

UPPER OPEN (12)
13/ A901 1 : 20

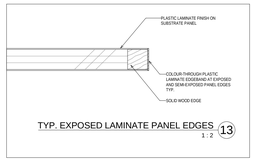

TYP. EXPOSED LAMINATE PANEL EDGES (13)
1 : 2

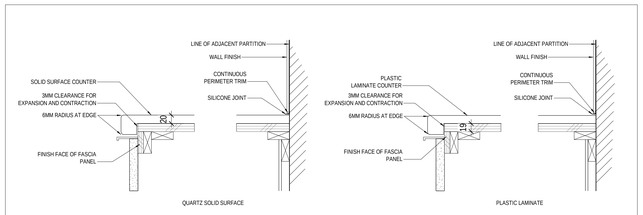

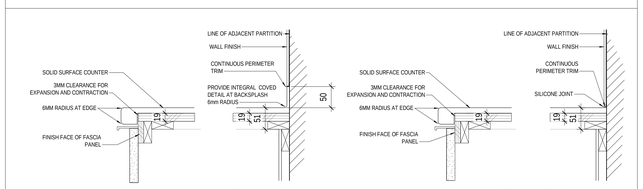

TYP-COUNTER DETAILS (14)
1 : 5

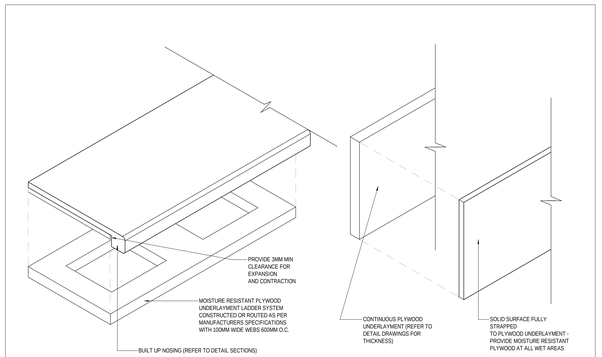

TYP-SOLID SURFACE DETAILS (15)
1 : 5

MILLWORK SCHEDULE

MILLWORK No.	ROOM No.	ROOM NAME	MILLWORK DESCRIPTION	BASE FINISH	CABINET FINISH	COUNTER FINISH	BENCH FINISH	LEG FINISH	PANEL FINISH	WORK SURFACE FINISH	COMMENTS
M004.1	004	STOR. / MAINT.	Work counter, integrated stainless sink, storage	STAINLESS STEEL	STAINLESS STEEL	STAINLESS STEEL					Chemical storage
M102B.1	102A	KITCHEN	Kitchenette	ALUM	PLAM1	SSF2					
M102B.2	102A	KITCHEN	Kitchenette	ALUM	PLAM1	SSF2					
M102B.3	102A	KITCHEN	Kitchenette	ALUM	PLAM1	SSF2					
M103	103	CORRIDOR	Tackboard						TKS1		
M106.1	106	RECEPTION	Reception desk, half-height millwork door, wall panels								Refer to drawings on A901 for materials
M106B.1	106C	COPY/STOR.	Uppers and lowers	ALUM	PLAM1	SSF2					
M107.1	107	FIRST AID	Kitchenette with tall storage cabinet	ALUM	PLAM1	SSF1					
M108A.1	108A	SHWR / CHG	Bench				WDS2				
M109.1	109	GUARD STAFF	Guards' Desk					STAINLESS STEEL	SSF1	SSF1	
M109.2	109	GUARD STAFF	Counter with storage		PLAM1	SSF1					
M110.1	110J	POOL STORAGE	Upper cabinets		PLAM1						Chemical storage
M111A.1	111D	CHANGE	Bench at lockers				WDS2				
M111A.2	111A	FEMALE CHANGEROOM	Grooming Counter			SSF1					
M111A.3			Waste receptacles with storage above		SSF1						
M111A.4	111A	FEMALE CHANGEROOM	Tackboard						TKS1		
M111B.1	111B	FEMALE WASHROOM	ARDEC Vanity			SSF1					
M111B.2	111B	FEMALE WASHROOM	Accessible change table				SSF1				
M111D.1	111D	CHANGE	Bench				WDS2				
M112A.1			Waste receptacles with storage above		SSF1						
M112A.2			Waste receptacles with storage above		SSF1						
M112A.3	112K	VANITY	ARDEC Vanity			SSF1					
M112A.4	112A	UNIVERSAL CHANGEROOM	Tackboard						TKS1		
M112G.1	112G	BF CHANGE	Accessible change table				SSF1				
M112I.1	112I	BF CHANGE	Accessible change table				SSF1				
M112L.1	112L	CHANGE	Bench				WDS2				
M112M.1	112M	CHANGE	Bench				WDS2				
M112N.1	112N	CHANGE	Bench				WDS2				
M112O.1	112O	CHANGE	Bench				WDS2				
M112P.1	112P	CHANGE	Bench				WDS2				
M112Q.1	112Q	CHANGE	Bench				WDS2				
M112R.1	112R	CHANGE	Bench				WDS2				
M112S.1	112S	CHANGE	Bench				WDS2				
M113A.1			Bench at lockers				WDS2				
M113A.2	113A	MALE CHANGEROOM	Grooming Counter			SSF1					
M113A.3			Waste receptacles with storage above		SSF1						
M113A.4	105	POOL CORRIDOR	Tackboard						TKS1		
M113B.1	113B	MALE WASHROOM	ARDEC Vanity			SSF1					
M113B.2	113B	MALE WASHROOM	Accessible change table				SSF1				
M113E.1	113E	CHG B	Bench				WDS2				
M116C.1	116C	FACILITIES OFF.	Workstation with storage	ALUM	PLAM1	SSF1					
M116D.1	116D	CUSTODIAL	Upper cabinets		PLAM1						Cleaning chemicals storage

MILLWORK DOOR SCHEDULE

MARK	FROM ROOM: NUMBER	FROM ROOM: NAME	DESCRIPTION	DOOR FINISH
M106.2			Door for security grille at reception	WDV2
M102.6			Door for moveable glass partition	WDV2

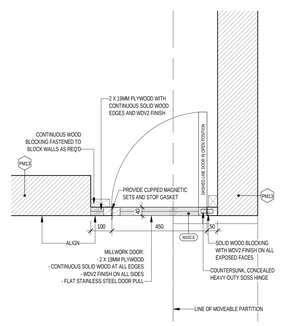

MP MW DOOR - PLAN - M102.1 (22)
1 : 10

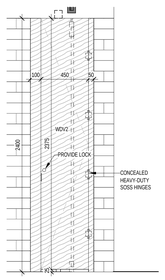

MP MW DOOR - ELEVATION - M102.1 (21)
1 : 20

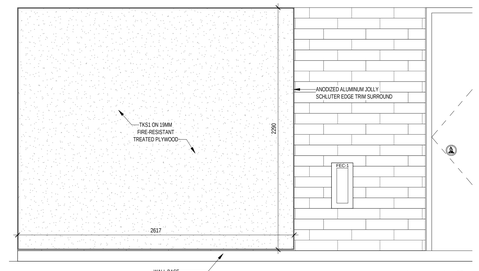

TACKBOARD ELEVATION - M103 (20)
1 : 20

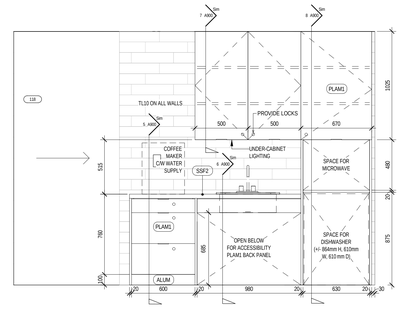

KITCHEN ELEVATION - M102B.1 (19)
1 : 20

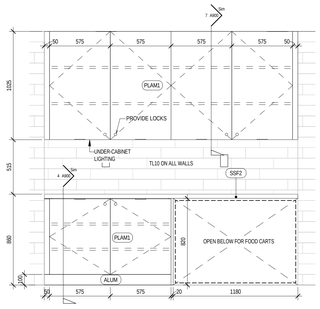

KITCHEN ELEVATION - M102B.3 (18)
1 : 20

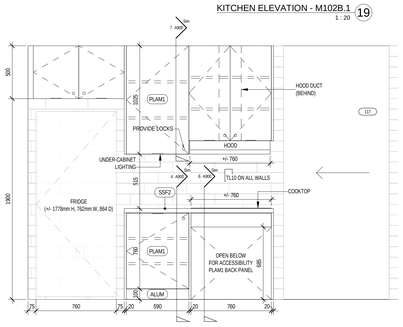

KITCHEN ELEVATION - M102B.2 (17)
1 : 20

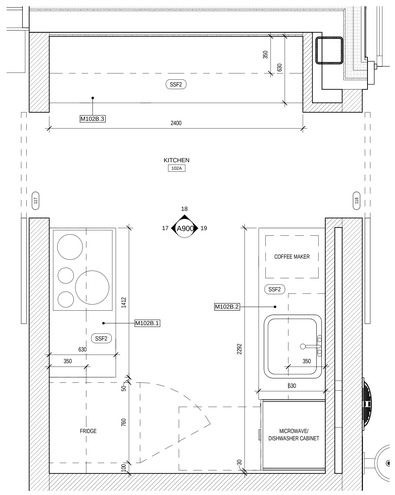

KITCHEN PLAN - M102B.1 & M102B.2 (16)
1 : 20

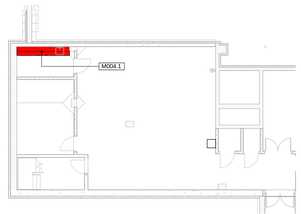

MW KEY PLAN - BASEMENT PLAN (2)
1/ A200 1 : 150

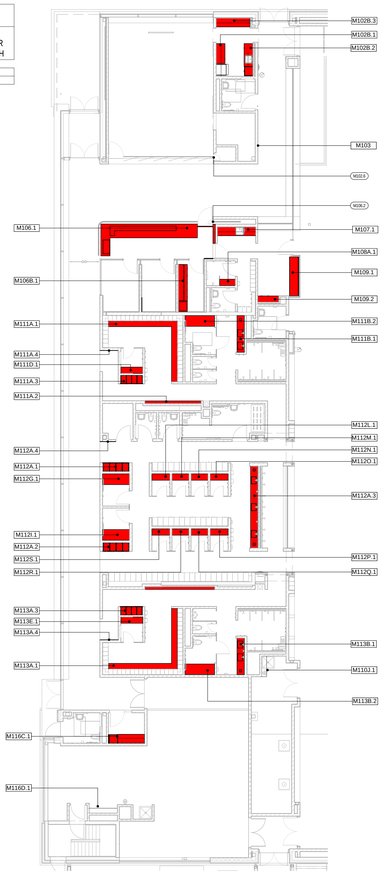

MW KEY PLAN - LEVEL 1 PLAN (1)
1/ A200 1 : 150

Contractor must check and verify all dimensions on the job, and report any discrepancies to the Architect before proceeding with the work.

Do not scale this drawing.

REVISIONS AND ISSUES

REV	DESCRIPTION	DATE
1	Issued for Tender	2018-03-01

MJMA
maclennan jaunkalns miller architects
425 adelaide street west level 6
toronto ontario m5v 3c1
416 593 6796
www.mjmarchitects.com

TEAL Architects+Planners
1660 Hollis Street, Suite 1101
Halifax, Nova Scotia B3J 1V7
www.tealarchitects.com

CAMPBELL COMEAU ENGINEERING LTD.
STRUCTURAL ENGINEERS
2719 GLADSTONE STREET, SUITE 110
HALIFAX NS, B3K 4W6
T: 902 429 5454 F:902 444 3099

Smith + Andersen
MECHANICAL ENGINEERS
500-4211 Yonge Street
Toronto, Ontario, M2P 2A9
T: 416 487 8151 F: 416 487 9104

Smith + Andersen
ELECTRICAL ENGINEERS
1969 Upper Water Street, Suite 1905
Halifax, Nova Scotia, B3J 3R7
T: 902 440 0981 F: 416 487 9104

Strum Consulting
CIVIL ENGINEERS
Rolliside, 1355 Bedford Highway
Bedford, NS B4A 1C5
T: 902 835 5560 F: 902 835 5574

EAST HANTS
We live it!

Municipality of East Hants
Parks, Recreation and Culture
Lloyd E Matheson Centre
15 Commerce Court
Elmsdale, NS B2S 3K5
T: 902 883-7098

KEYPLAN

NORTH ARROW

LICENSED ARCHITECT
THOMAS G EMODE
NOVA SCOTIA ASSOCIATION OF ARCHITECTS

PROJECT TITLE
East Hants Aquatic Centre
Commerce Court, Elmsdale, NS

DRAWING TITLE
MILLWORK DRAWINGS

SCALE
As indicated

DATE
2018-03-01

PROJECT NUMBER
1609

DRAWING NUMBER
A900

2018-02-27 4:22:02 PM
BIM 360://1609-EHAC/1609-EHAC-Arch-Cm-R17.rvt

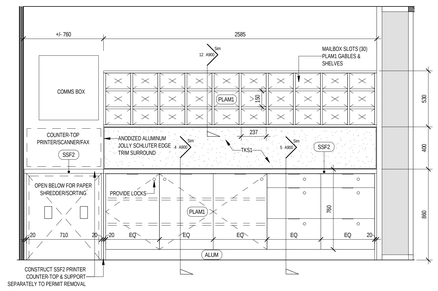

COPYSTORAGE ELEVATION - M106C.1 (13)
1/ A901 1 : 20

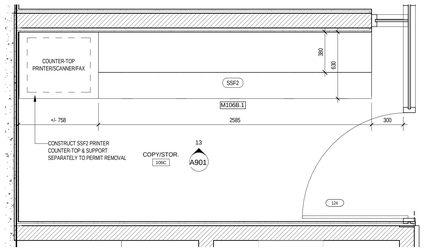

COPYSTORAGE PLAN - M106C.1 (12)
1 : 20

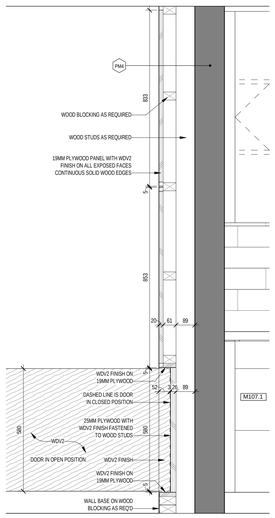

MILLWORK DOOR & PANELS SECTION - M106.1 (11)
1/ A901 1 : 10

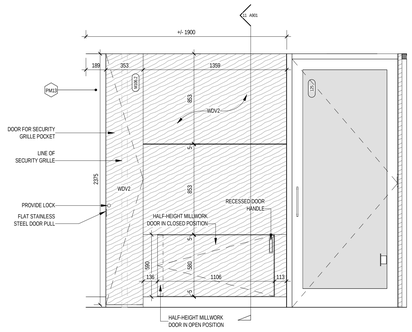

MILLWORK DOORS & PANELS ELEVATION - M106.1 & M106.2 (10)
1 : 20

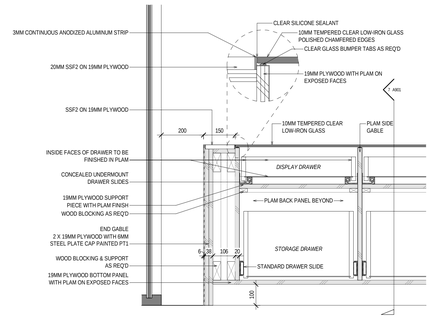

RECEPTION DESK DISPLAY DRAWER SECTION 2 - M106.1 (8)
1/ A901 1 : 10

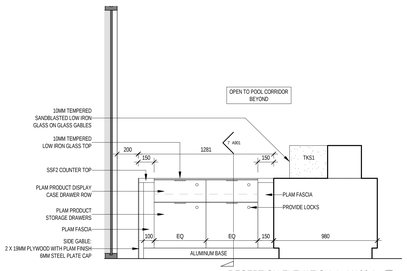

RECEPTION ELEVATION 4 - M106.1 (5)
1 : 20

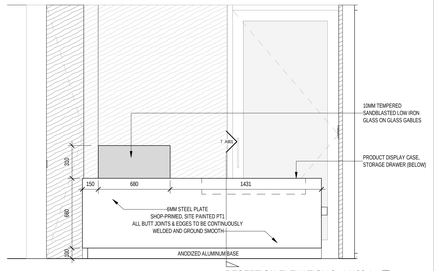

RECEPTION ELEVATION 2 - M106.1 (4)
1 : 20

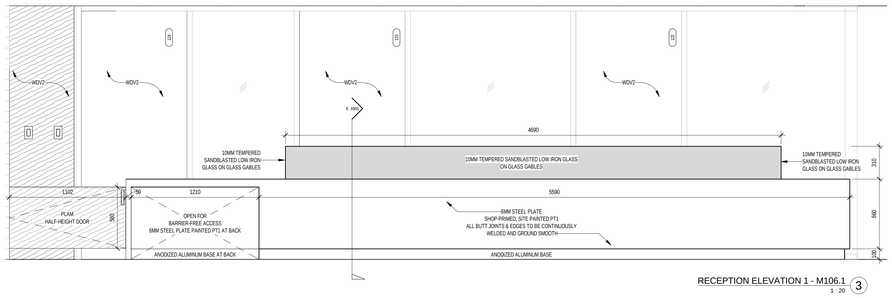

RECEPTION ELEVATION 1 - M106.1 (3)
1 : 20

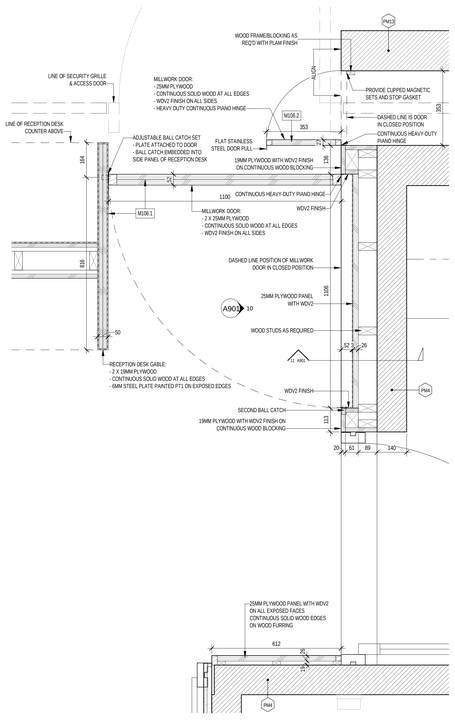

DETAIL PLAN - M106.1 & M106.2 (9)
1/ A901 1 : 10

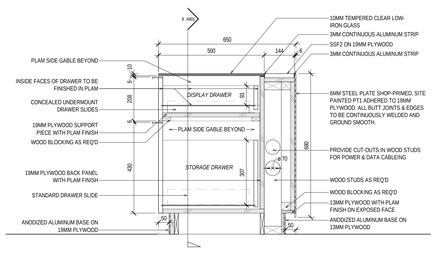

RECEPTION DESK DISPLAY DRAWER SECTION - M106.1 (7)
1/ A901 1 : 10

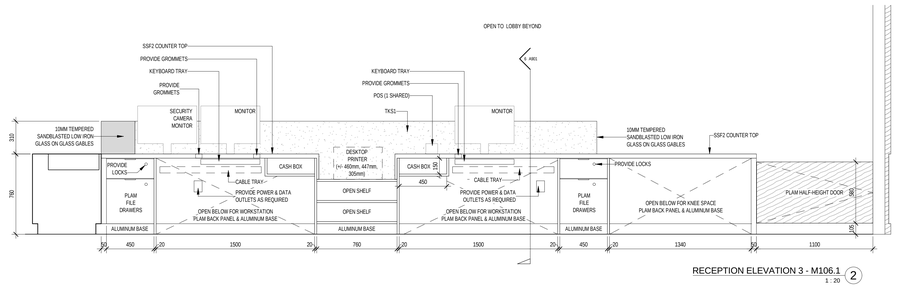

RECEPTION ELEVATION 3 - M106.1 (2)
1 : 20

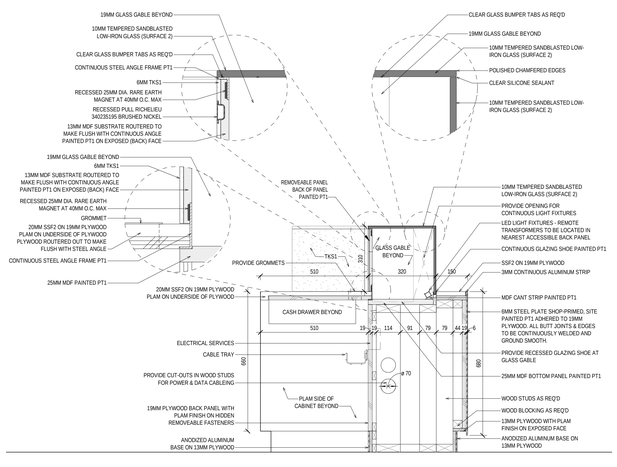

RECEPTION DESK TYPICAL SECTION - M106.1 (6)
1/ A901 1 : 10

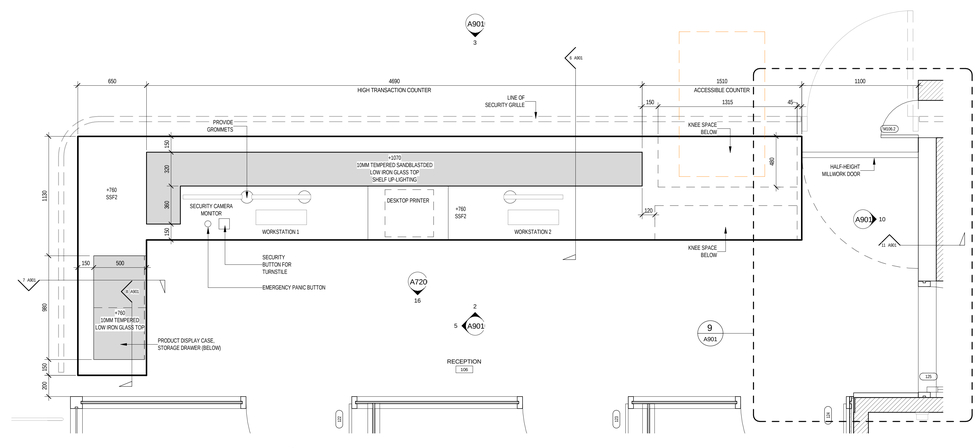

RECEPTION PLAN - M106.1 (1)
1 : 20

Contractor must check and verify all dimensions on the job, and report any discrepancies to the Architect before proceeding with the work.

Do not scale this drawing.

REVISIONS AND ISSUES

REV	DESCRIPTION	DATE
1	Issued for Tender	2018-03-01

MJMA
maclennan jaunkalns miller architects
425 adelaide street west level 6
toronto ontario m5v 3c1
416 593 6796
www.mjmarchitects.com

TEAL Architects+Planners
1660 Hollis Street, Suite 1101
Halifax, Nova Scotia B3J 1V7
www.tealarchitects.com

CAMPBELL COMEAU ENGINEERING LTD.
STRUCTURAL ENGINEERS
2719 GLADSTONE STREET, SUITE 110
HALIFAX NS, B3K 4W6
T: 902 429 5454 F:902 444 3099

Smith + Andersen
MECHANICAL ENGINEERS
500-4211 Yonge Street
Toronto, Ontario, M2P 2A9
T: 416 487 8151 F: 416 487 9104

Smith + Andersen
ELECTRICAL ENGINEERS
1969 Upper Water Street, Suite 1905
Halifax, Nova Scotia, B3J 3R7
T: 902 440 0981 F: 416 487 9104

Strum Consulting
CIVIL ENGINEERS
Rolliside, 1355 Bedford Highway
Bedford, NS B4A 1C5
T: 902 835 5560 F: 902 835 5574

EAST HANTS
We live it!

Municipality of East Hants
Parks, Recreation and Culture
Lloyd E Matheson Centre
15 Commerce Court
Elmsdale, NS B2S 3K5
T: 902 883-7098

KEYPLAN

NORTH ARROW

LICENSED ARCHITECT
THOMAS D EMODI
NOVA SCOTIA ASSOCIATION OF ARCHITECTS

PROJECT TITLE
East Hants Aquatic Centre

Commerce Court, Elmsdale, NS

DRAWING TITLE
MILLWORK DRAWINGS

SCALE
As indicated

DATE
2018-03-01

PROJECT NUMBER
1609

DRAWING NUMBER
A901

2018-02-27 4:23:10 PM
BIM 360://1609-EHAC/1609-EHAC-Arch-CW-R17.rvt

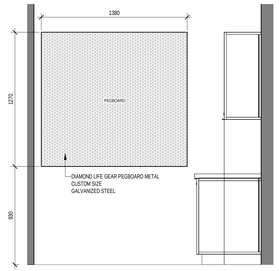

STORAGE/MAINTENANCE W ELEVATION - M004.1 (25)
23/ A902 1 : 20

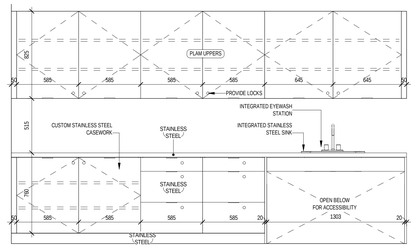

STORAGE/MAINTENANCE N ELEVATION - M004.1 (24)
23/ A902 1 : 20

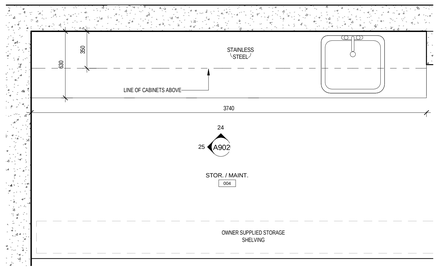

STORAGE/MAINTENANCE PLAN - M004.1 (23)
1 : 20

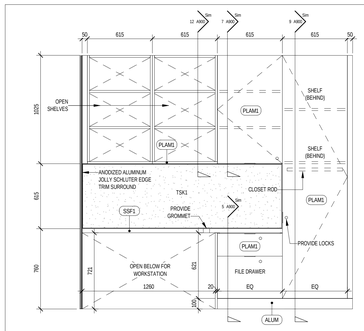

FACILITIES OFFICE ELEVATION - M116C.1 (18)
17/ A902 1 : 20

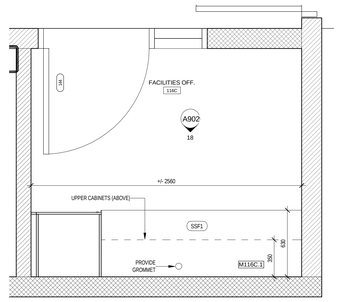

FACILITIES OFFICE PLAN - M116C.1 (17)
1 : 20

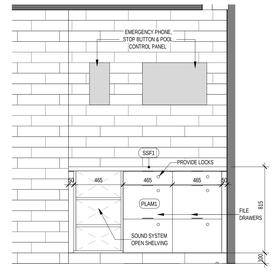

GUARD STAFF ELEVATION - M109.2 (13)
11/ A902 1 : 20

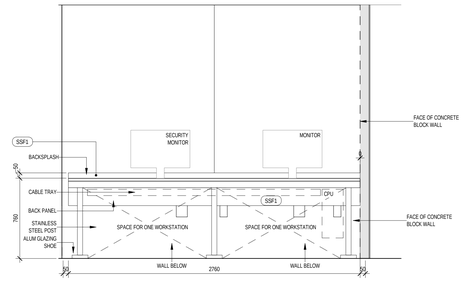

GUARD STAFF ELEVATION - M109.1 (12)
11/ A902 1 : 20

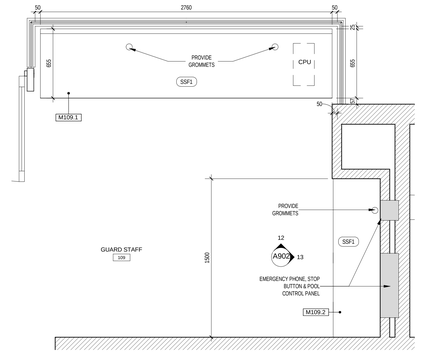

GUARD STAFF PLAN - M109.1 (11)
1 : 20

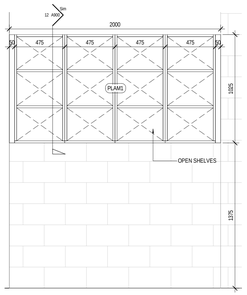

CUSTODIAL ELEVATION - M116D.1 (22)
1 : 20

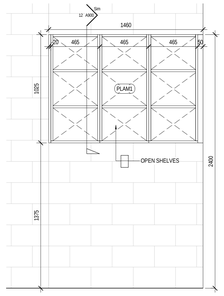

POOL STORAGE ELEVATION - M110J.1 (20)
1 : 20

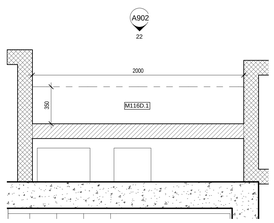

CUSTODIAL PLAN - M116D.1 (21)
1 : 20

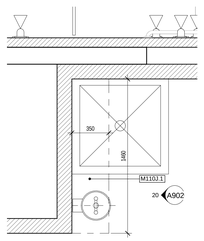

POOL STORAGE PLAN - M110J.1 (19)
1 : 20

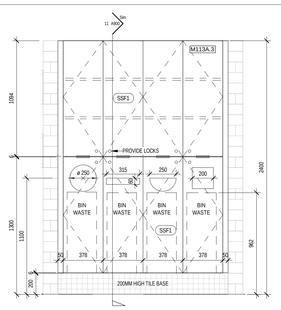

MALE CHANGE WASTE ELEV. - M113A.3 (10)
9/ A902 1 : 20

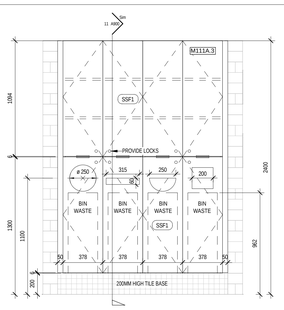

FEMALE CHANGE WASTE ELEV. - M111A.3 (8)
7/ A902 1 : 20

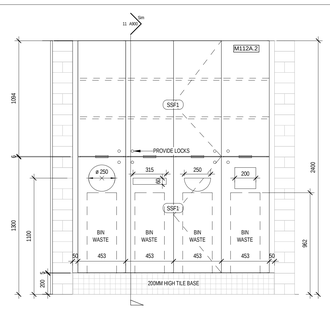

UNI. CHANGEROOM WASTE RECEPTACLES ELEVATION - M112A.2 (6)
1 : 20

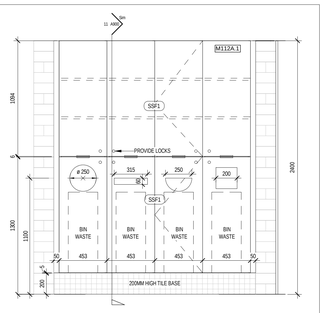

UNI. CHANGEROOM WASTE RECEPTACLES ELEVATION - M112A.1 (4)
1 : 20

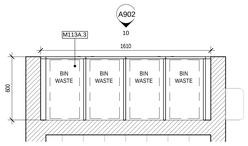

MALE CHANGE WASTE PLAN - M113A.3 (9)
1 : 20

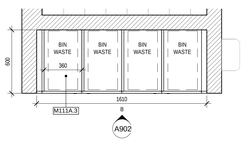

FEMALE CHANGE WASTE PLAN - M111A.3 (7)
1 : 20

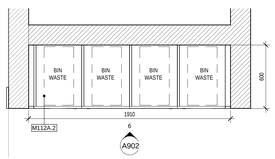

UNI. CHANGEROOM WASTE RECEPTACLES PLAN - M112A.2 (5)
1 : 20

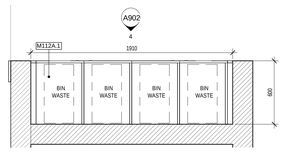

UNI. CHANGEROOM WASTE RECEPTACLES PLAN - M112A.1 (3)
1 : 20

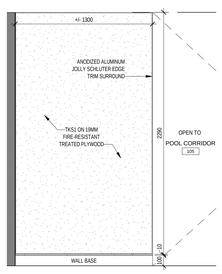

TACKBOARD ELEVATION - M113A.4 (16)
1 : 20

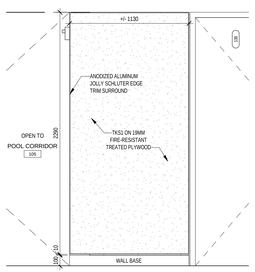

TACKBOARD ELEVATION - M112A.4 (15)
1 : 20

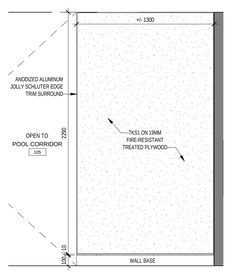

TACKBOARD ELEVATION - M111A.4 (14)
1 : 20

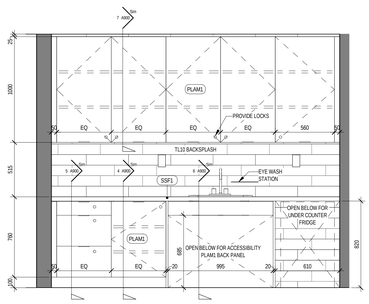

FIRST AID ELEVATION - M107.1 (2)
9/ A901 1 : 20

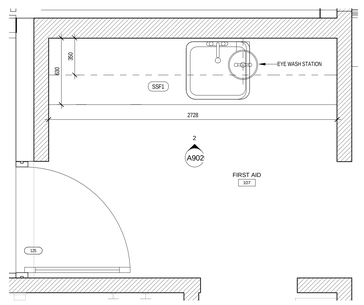

FIRST AID PLAN - M107.1 (1)
1 : 20

Contractor must check and verify all dimensions on the job, and report any discrepancies to the Architect before proceeding with the work.

Do not scale this drawing.

REVISIONS AND ISSUES

REV	DESCRIPTION	DATE
1	Issued for Tender	2018-03-01

MJMA
maclennan jaunkalns miller architects
425 adelaide street west level 6
toronto ontario m5v 3c1
416 593 6796
www.mjmarchitects.com

TEAL Architects+Planners
1660 Hollis Street, Suite 1101
Halifax, Nova Scotia B3J 1V7
www.tealarchitects.com

CAMPBELL COMEAU ENGINEERING LTD.
STRUCTURAL ENGINEERS
2719 GLADSTONE STREET, SUITE 110
HALIFAX NS, B3K 4W6
T: 902 429 5454 F:902 444 3099

Smith + Andersen
MECHANICAL ENGINEERS
500-4211 Yonge Street
Toronto, Ontario, M2P 2A9
T: 416 487 8151 F: 416 487 9104

Smith + Andersen
ELECTRICAL ENGINEERS
1969 Upper Water Street, Suite 1905
Halifax, Nova Scotia, B3J 3R7
T: 902 440 0981 F: 416 487 9104

Strum Consulting
CIVIL ENGINEERS
Rollside, 1355 Bedford Highway
Bedford, NS B4A 1C5
T: 902 835 5560 F: 902 835 5574

EAST HANTS
We live it!

Municipality of East Hants
Parks, Recreation and Culture
Lloyd E Matheson Centre
15 Commerce Court
Elmsdale, NS B2S 2K3
T: 902 883-7098

KEYPLAN

NORTH ARROW

LICENSED ARCHITECT
THOMAS D EMCOH
NOVA SCOTIA ASSOCIATION OF ARCHITECTS

PROJECT TITLE
East Hants Aquatic Centre

Commerce Court, Elmsdale, NS

DRAWING TITLE
MILLWORK DRAWINGS

SCALE
1 : 20

DATE
2018-03-01

PROJECT NUMBER
1609

DRAWING NUMBER
A902

2018-02-27 4:22:22 PM
BW 3BIL//1609-EMAC/1609-EMAC-Arch-CW-R17.rvt

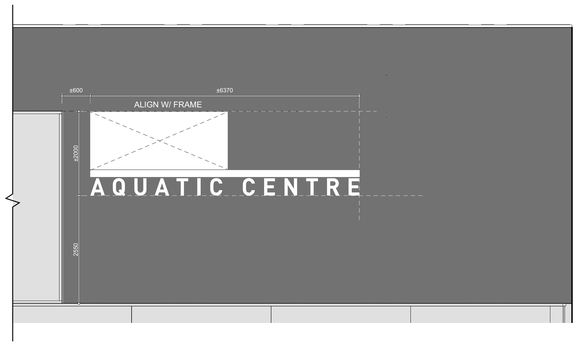

INFORMATION:

SCALE: AS NOTED.

MATERIAL COLOUR, FINISH:

D1 • WHITE TRANSLUCENT ACRYLIC FACE
• HIGH GRADE LED ILLUMINATION

D2 • 3mm ALUM. SIGN BOX
• PAINTED 'WHITE'
(MATTHEWS PAINT® - MP33490 - MATTE FINISH)

D3 • PAINTED 'GRAY'
(MATTHEWS PAINT® TBD
- TO MATCH BUILDING CLADDING)

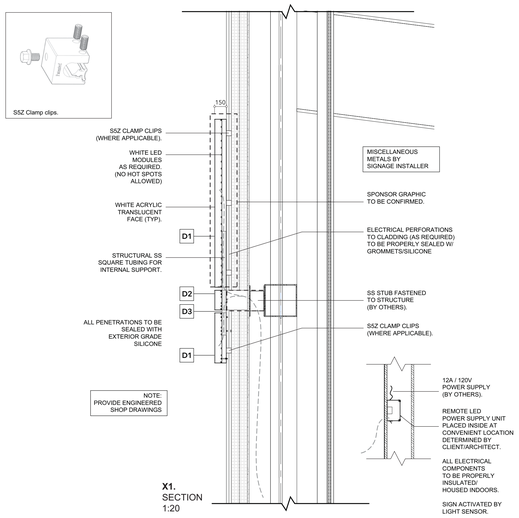

X1.
SECTION
1:20

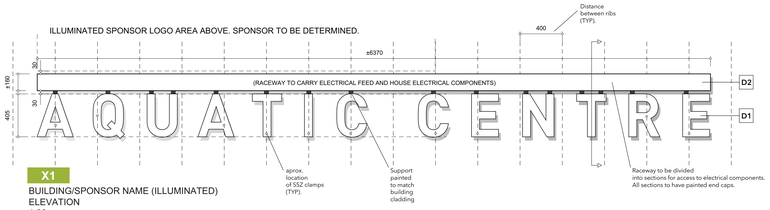

X1
BUILDING/SPONSOR NAME (ILLUMINATED)
ELEVATION
1:20

X2
BUILDING NAME (NON-ILLUMINATED)
WEST ELEVATION
1:50

X2.
BUILDING NAME (NON-ILLUMINATED)
ELEVATION
1:20

INFORMATION:

SCALE: AS NOTED.

MATERIAL COLOUR, FINISH:

K • 3.5 MIL HIGH GRADE
OPAQUE VINYL.
• COLOUR: 'DARK GRAY'
(AVERY® - IC 600-873-0 58730
- SLATE)



X2.
ELEVATION (DETAIL)
1:5

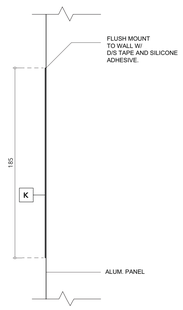

X2.
SECTION (DETAIL)
1:2

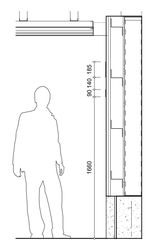

X2.
SECTION
1:25

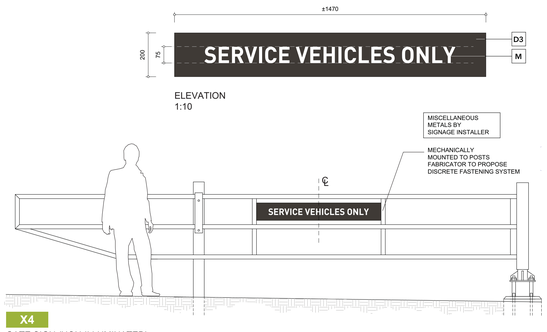

ELEVATION
1:10

INFORMATION:

SCALE: AS NOTED.

MATERIAL COLOUR, FINISH:

D3 • 3mm ALUM. PANEL
• PAINTED 'GRAY'
(MATTHEWS PAINT® TBD
- TO MATCH BUILDING
CLADDING)

M • SILK-SCREENED
TEXT/GRAPHIC
• COLOUR: 'WHITE'

X4
GATE SIGN (NON-ILLUMINATED)
ELEVATION
1:25

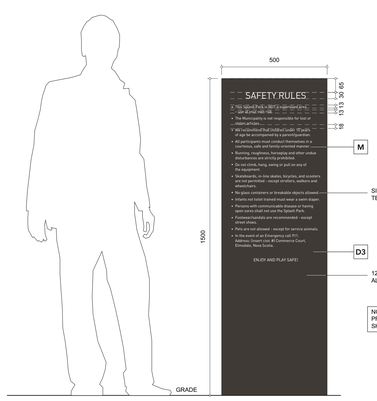

X3
SPLASH PAD REGULATIONS.
ELEVATION
1:10

BACK.

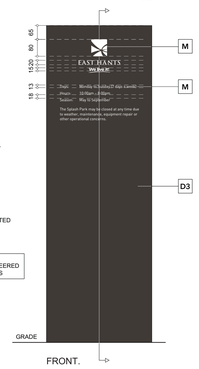

FRONT.

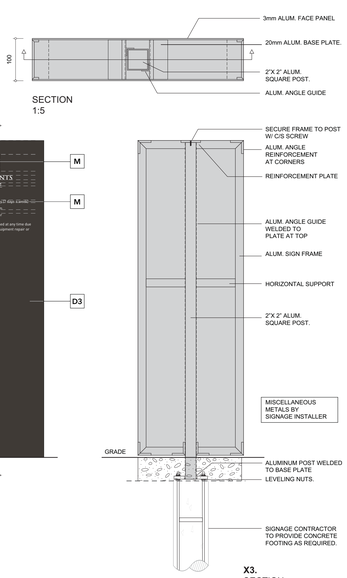

SECTION
1:5

X3.
SECTION
1:10



INFORMATION:

SCALE: AS NOTED.

MATERIAL COLOUR, FINISH:

D3 • 3mm ALUM. PANEL
• PAINTED 'GRAY'
(MATTHEWS PAINT® TBD
- TO MATCH BUILDING
CLADDING)

M • SILK-SCREENED TEXT/GRAPHIC
• COLOUR: 'WHITE'

X3.
SPLASH PAD REGULATIONS. ELEVATION (DETAIL)
1:5

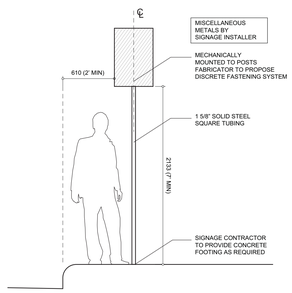

X5
TRAFFIC SIGN (NON-ILLUMINATED)
ELEVATION
1:25

X5A.

X5B.

INFORMATION:

SCALE: AS NOTED.

MATERIAL COLOUR, FINISH:

D4 • 63mil ALUM. PANEL
• ROUNDED CORNERS

J3 • ENGINEER GRADE
REFLECTIVE VINYL
(3M™ HI-INTENSITY
REFLECTIVE™)

ELEVATION
1:10

Contractor must check and verify all dimensions on the job, and report any discrepancies to the Architect before proceeding with the work.

Do not scale this drawing.

REVISIONS AND ISSUES

REV	DESCRIPTION	DATE
1	Issued for Tender	2018-03-01

MJMA
maclennan jaunkalns miller architects
425 adelaide street west level 6
toronto ontario m5v 3c1
416 593 6796
www.mjmarchitects.com

TEAL Architects + Planners
1660 Hollis Street, Suite 1101
Halifax, Nova Scotia B3J 1V7
www.tealarchitects.com

CAMPBELL COMEAU ENGINEERING LTD.
STRUCTURAL ENGINEERS
2719 GLADSTONE STREET, SUITE 110
HALIFAX NS, B3K 4W6
T: 902 429 5454 F: 902 444 3099

Smith + Andersen
MECHANICAL ENGINEERS
500-4211 Yonge Street
Toronto, Ontario, M2P 2A9
T: 416 487 8150 F: 416 487 9104

Smith + Andersen
ELECTRICAL ENGINEERS
1969 Upper water Street, Suite 1905
Halifax, Nova Scotia, B3J 3R7
T: 902 440 0981 F: 416 487 9104

Strum Consulting
CIVIL ENGINEERS
Railside, 1355 Bedford Highway
Bedford, Nova Scotia, B4A 1C5
T: 902 835 5560 F: 902 835 5574

EAST HANTS
We live it!

Municipality of East Hants
Parks, Recreation and Culture
Lloyd E. Matheson Centre
15 Commerce Court
Elmsdale, Nova Scotia, B25 3K3
T: 902 883-7098

KEYPLAN

NORTH ARROW

PROJECT TITLE
East Hants Aquatic Centre
Commerce Court, Elmsdale, NS

DRAWING TITLE
EXTERIOR SIGNAGE - LOCATION PLAN

SCALE
AS NOTED

DATE
2018-03-01

PROJECT NUMBER
1609

DRAWING NUMBER
A950

R1	STANDARD ROOM SIGN
R2	ROOM W/ PICTOGRAM
R3	MAJOR ROOM SIGN
R4	VINYL - PICTOGRAM
R5	VINYL - TEXT
R6	VINYL - DISTRACTION BAND
R7	VINYL - PRIVACY SCREEN
G1	REGULATORY SIGNAGE (PLAQUE)
G2	REGULATORY SIGNAGE (LETTERS)

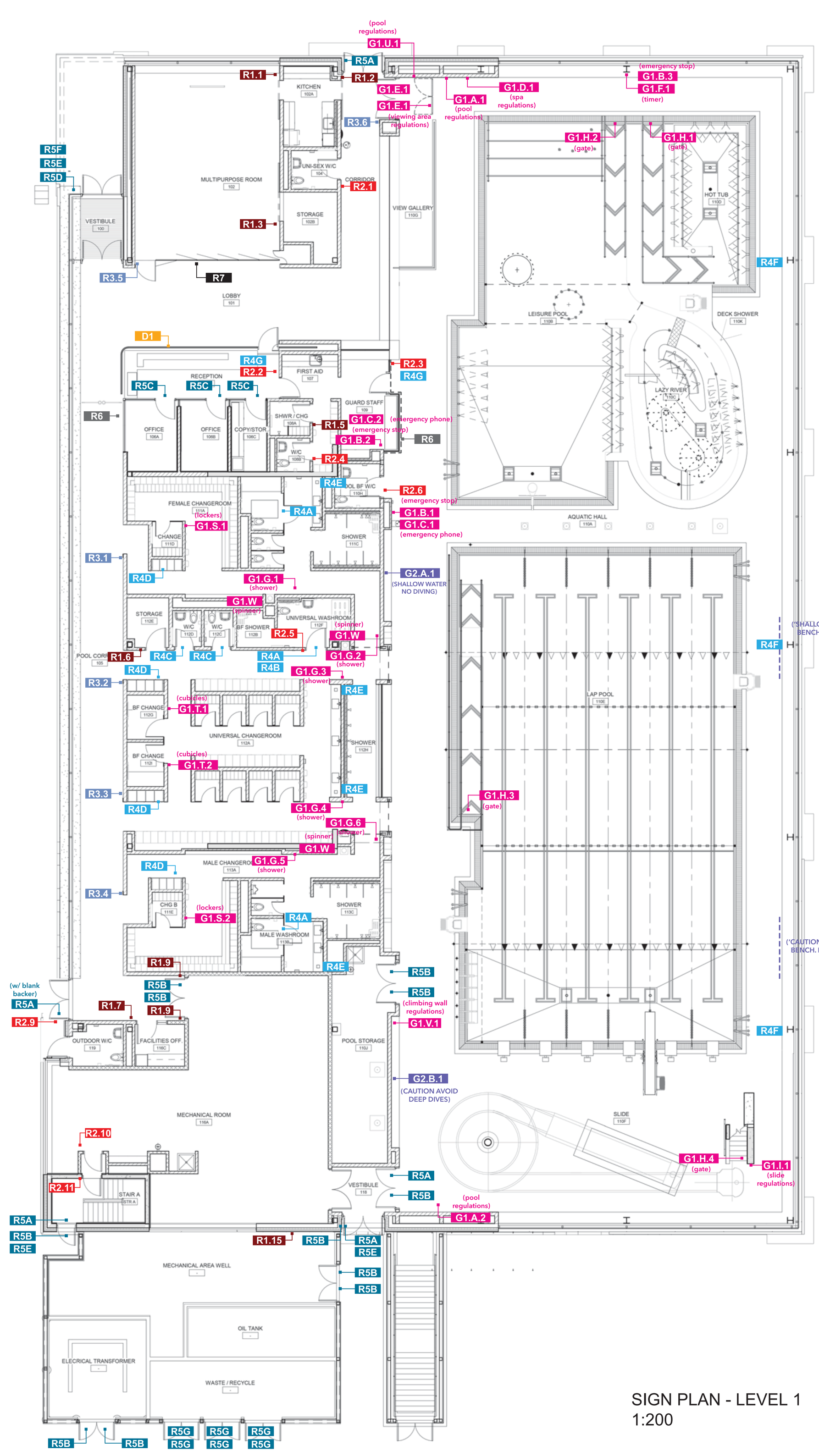

SIGN PLAN - LEVEL 1
1:200

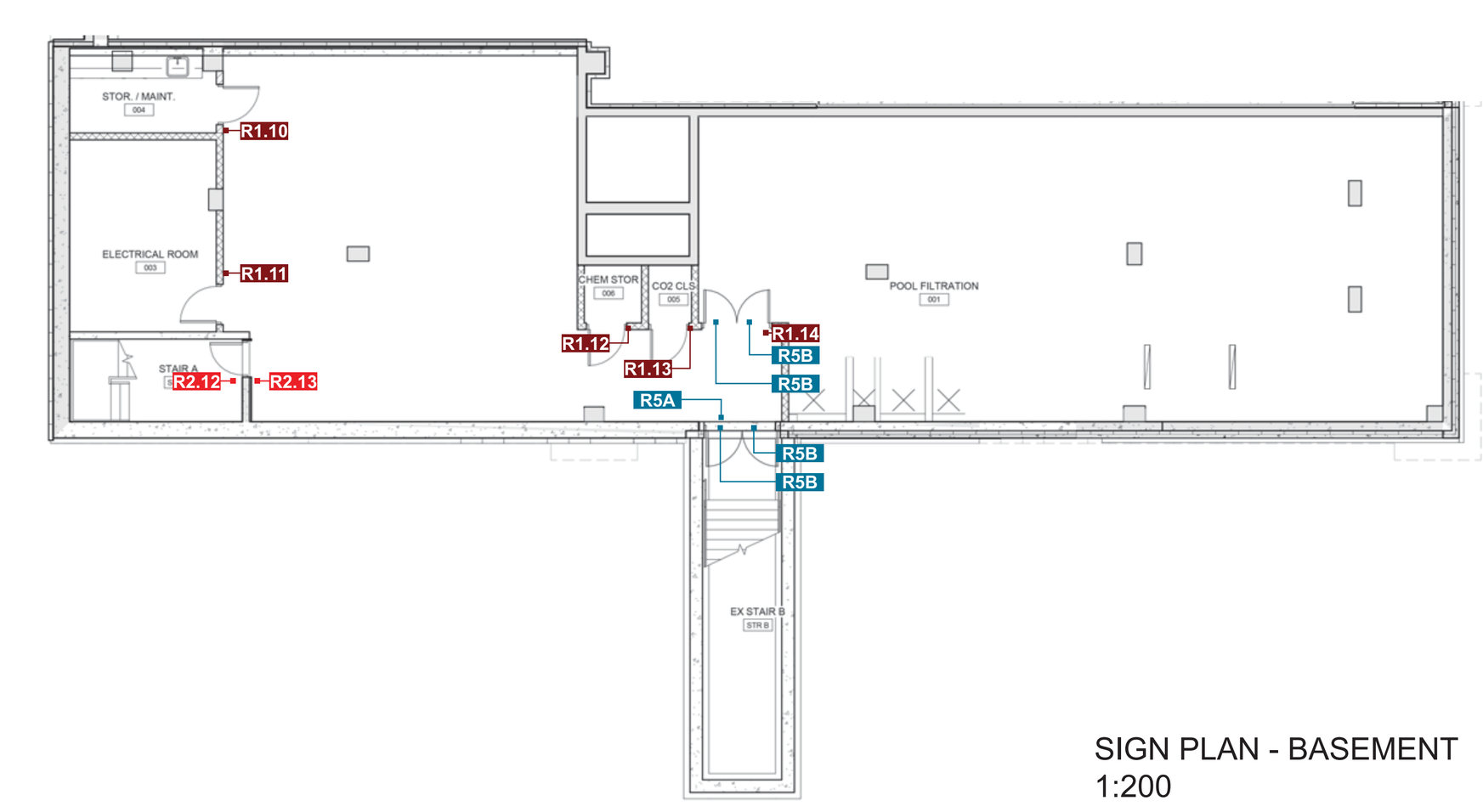

SIGN PLAN - BASEMENT
1:200

GENERAL NOTES:

NOTES FOR ROOM SIGNAGE (R SERIES TYPE)
INSTALLATION:

- Center line of room signs (Type R), to be mounted at 1500mm A.F.F. (FIGURE 1.1)
- Room signs (Type R) are to be located on the latch side of the door with a leading vertical edge of 140mm from the outside edge of the door frame. (FIGURE 1.1)
- Only if no wall space is available to mount on latch side of door, mount sign on hinge side with a leading vertical edge of 140mm from the outside edge of the door frame. (FIGURE 1.2)
- When mounting on glass, vinyl (cut to the same dimensions of the sign, and same background colour as sign) is to be placed on the first surface, then sign is to be placed on top; in order to conceal mounting material(s). Make certain the vinyl is smoothed out in order to avoid all air bubbles and creases. All mounting instructions are same as above. (FIGURE 1.3)
- When mounting a sign where a single or double door that opens into a corridor where there is a sign required, place sign on wall specified in signage location plan with a leading edge of 140mm clear of the door swing. All mounting instructions are same as above. (FIGURE 1.4)
- When mounting a sign where a single door does not have enough space to accomodate sign, mount sign 140mm from edge of return wall. (FIGURE 1.5)
- All signs should be mounted on the wall / surface where indicated on signage location plans.
- These are General Notes ONLY. Adjustments to the above instructions will be noted on those signs that require alternative mounting instructions.

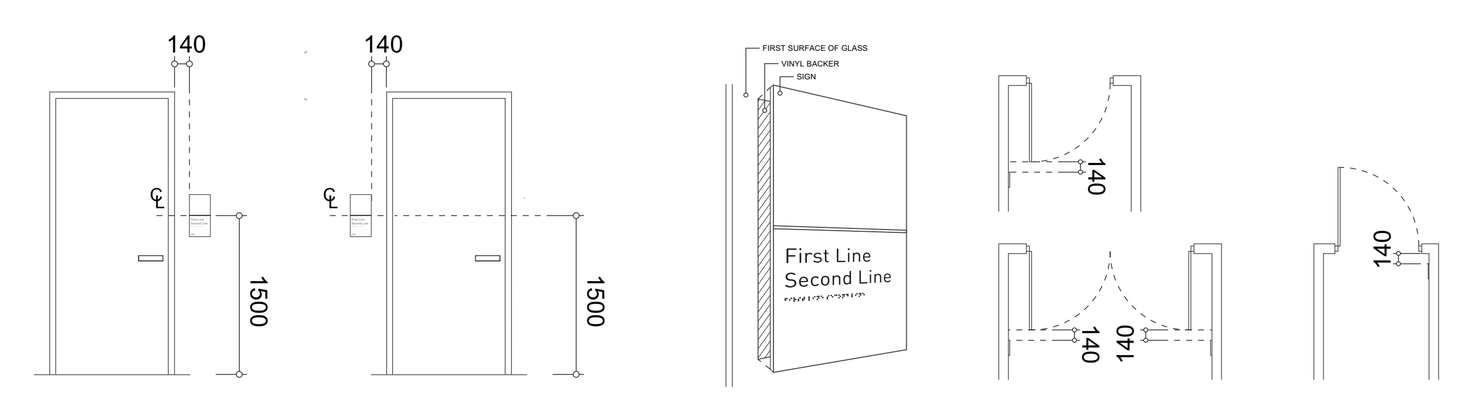

FIGURE 1.1 MOUNTING ON WALL (LATCH SIDE)
FIGURE 1.2 MOUNTING ON DOOR (HINGE SIDE)
FIGURE 1.3 MOUNTING ON GLASS
FIGURE 1.4 MOUNTING WITH DOOR SWING
FIGURE 1.5 MOUNTING ON RETURN WALL

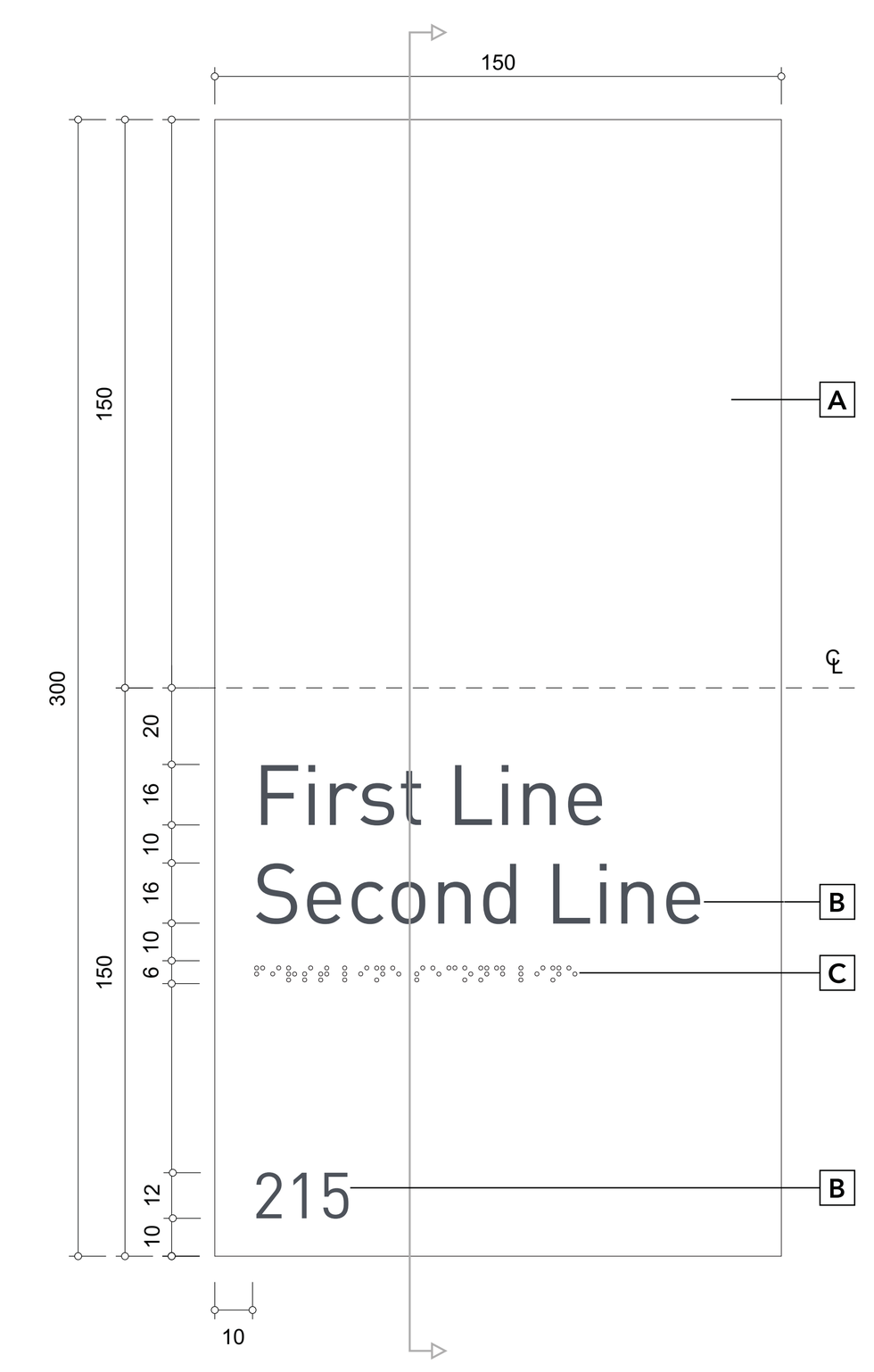

R1
STANDARD ROOM SIGN ELEVATION
1:2

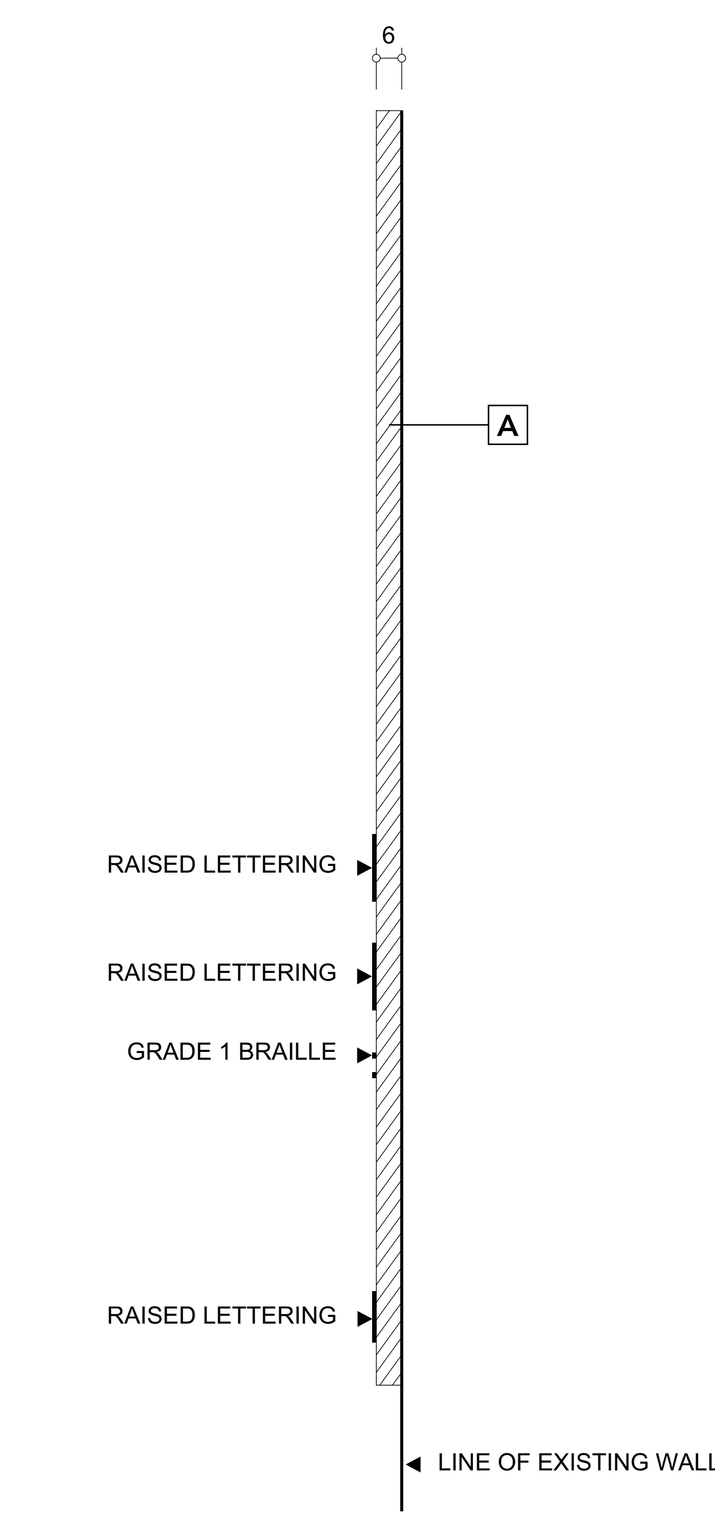

R1
SECTION (TYP)
1:2

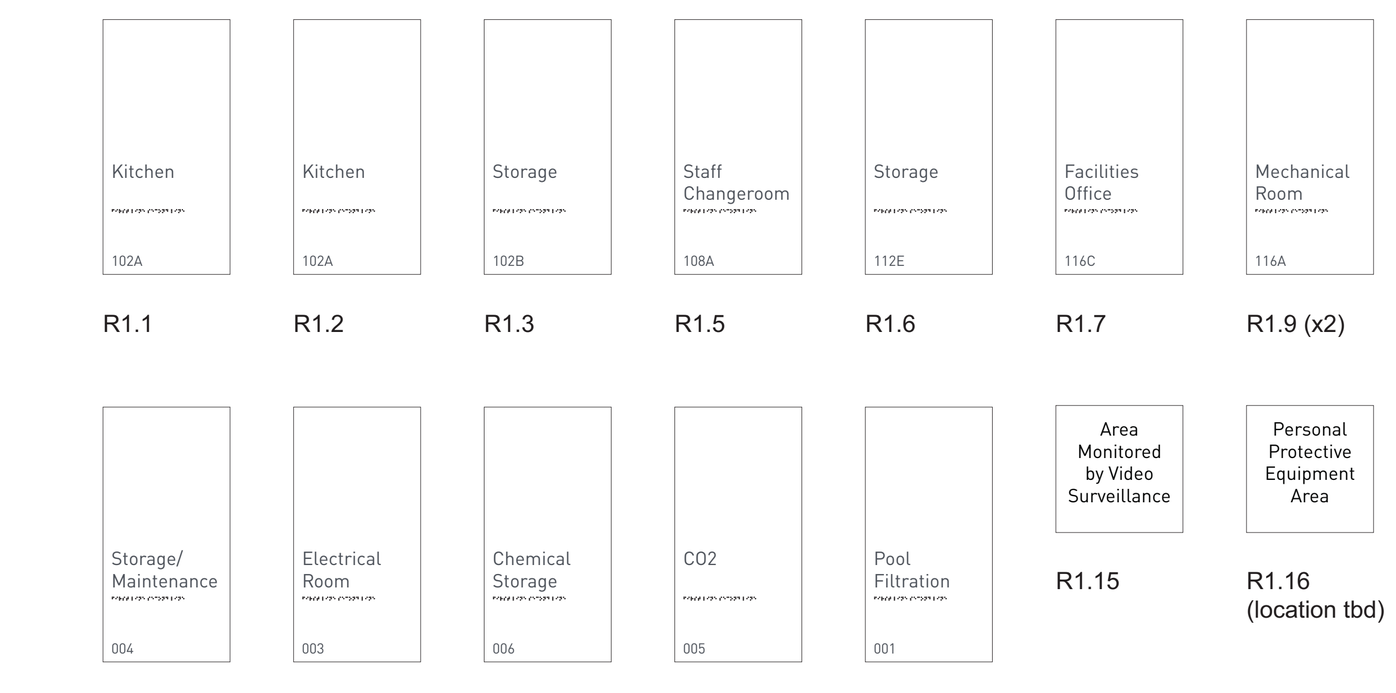

R1.1 R1.2 R1.3 R1.5 R1.6 R1.7 R1.9 (x2)

R1.10 R1.11 R1.12 R1.13 R1.14 R1.15 R1.16 (location tbd)

NOTE:
R1.4; R1.8
NOT USED

INFORMATION:

SCALE: AS NOTED.

MATERIAL COLOUR, FINISH:

A • 6mm THICK, MATTE PHOTOPOLYMER
• PAINTED 'WHITE'
(MATTHEWS PAINT® - MP33490 - MATTE FINISH)

B • 0.8mm RAISED TEXT
• PAINTED 'DARK GRAY'
(MATTHEWS PAINT® - MP27696 - MATTE FINISH)

C • 0.8mm RAISED TEXT
• PAINTED 'WHITE'
(MATTHEWS PAINT® - MP33490 - MATTE FINISH)

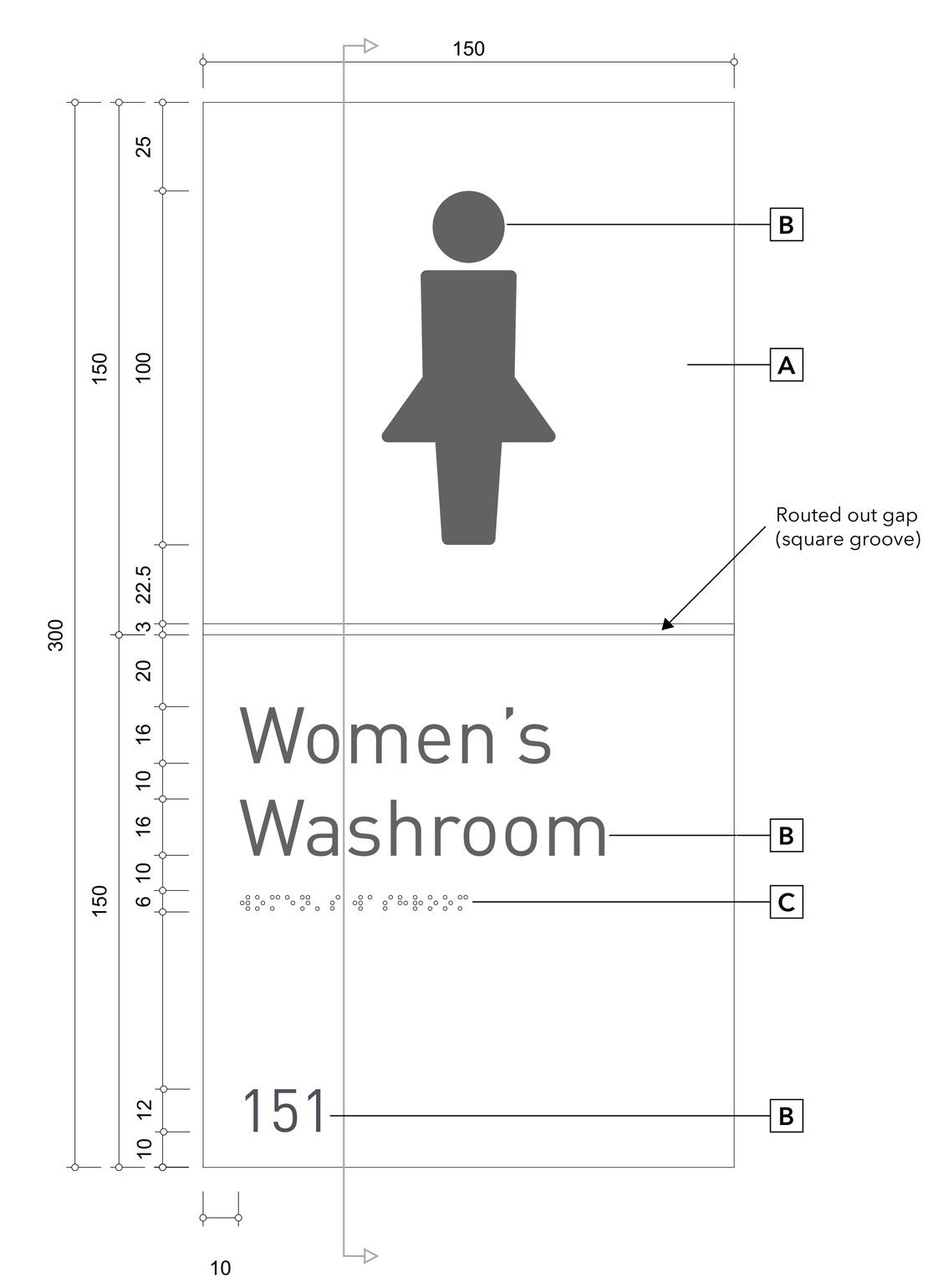

R2
ROOM SIGN W/ PICTOGRAM ELEVATION
1:2

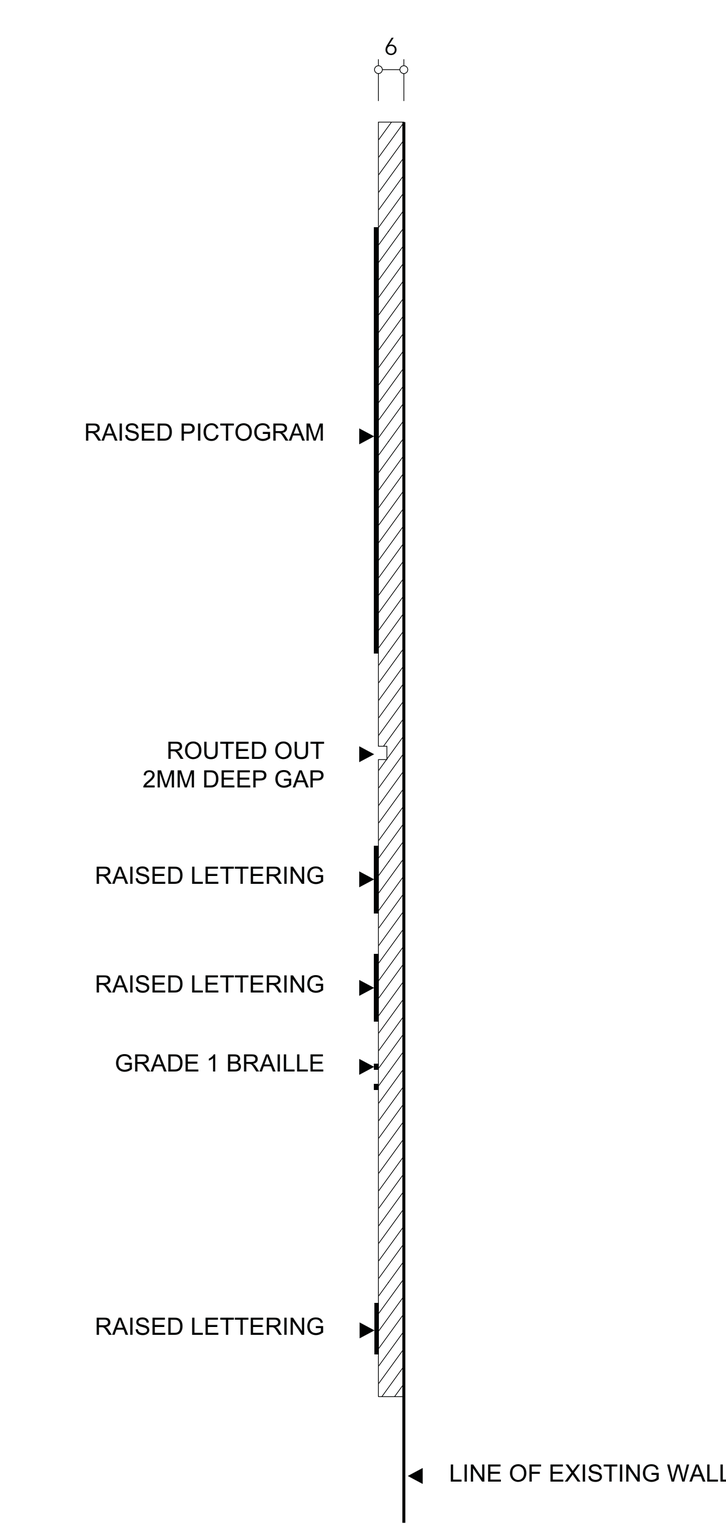

R2
SECTION (TYP)
1:2

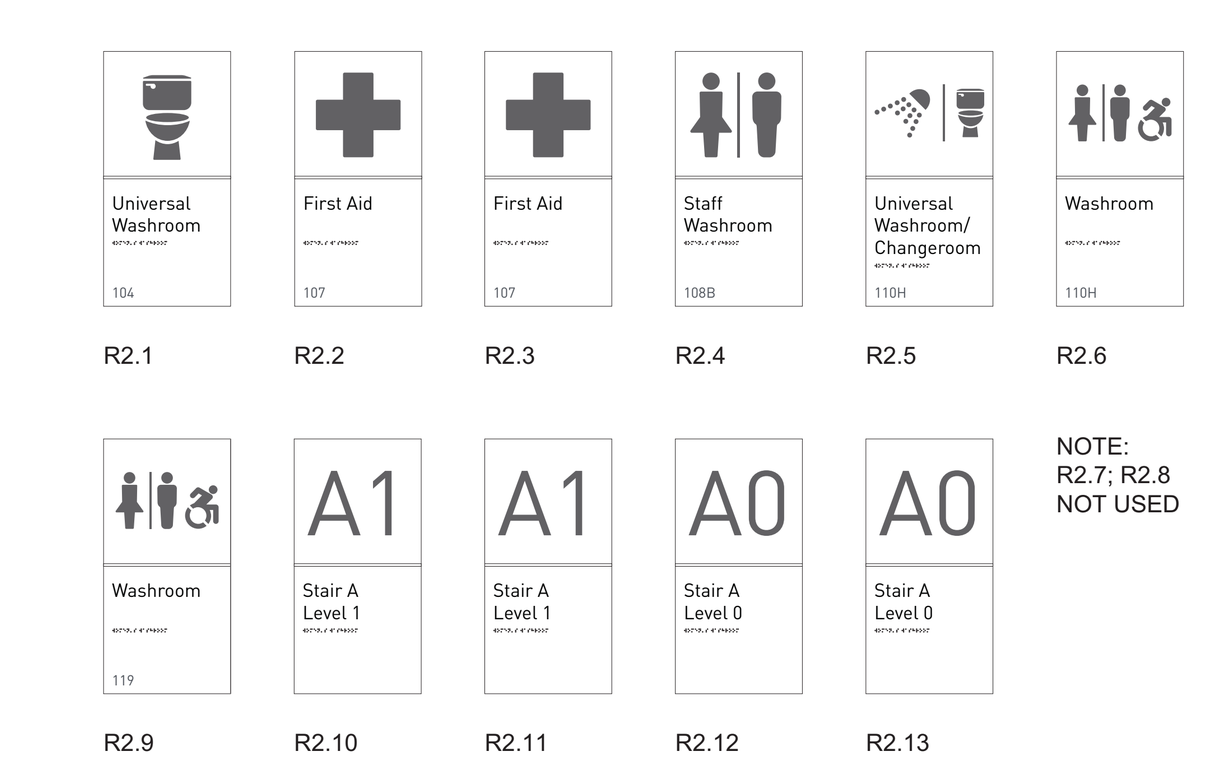

R2.1 R2.2 R2.3 R2.4 R2.5 R2.6

R2.9 R2.10 R2.11 R2.12 R2.13

NOTE:
R2.7; R2.8
NOT USED

INFORMATION:

SCALE: AS NOTED.

MATERIAL COLOUR, FINISH:

A • 6mm THICK, MATTE PHOTOPOLYMER
• PAINTED 'WHITE'
(MATTHEWS PAINT® - MP33490 - MATTE FINISH)

B • 0.8mm RAISED TEXT
• PAINTED 'DARK GRAY'
(MATTHEWS PAINT® - MP27696 - MATTE FINISH)

C • 0.8mm RAISED TEXT
• PAINTED 'WHITE'
(MATTHEWS PAINT® - MP33490 - MATTE FINISH)

Location	Level w/ Number	Level	Sign Number	Sign Type	Room Number	Message	Comments
Interior	1	Level 1	D1	D1	N/A	(Refer to Specification)	
Interior	1	Level 1	G1.A.1	G1.A	N/A	(Refer to Specification)	
Interior	1	Level 1	G1.A.2	G1.A	N/A	(Refer to Specification)	
Interior	1	Level 1	G1.B.1	G1.B	N/A	(Refer to Specification)	
Interior	1	Level 1	G1.B.2	G1.B	N/A	(Refer to Specification)	
Interior	1	Level 1	G1.B.3	G1.B	N/A	(Refer to Specification)	
Interior	1	Level 1	G1.C.1	G1.C	N/A	(Refer to Specification)	
Interior	1	Level 1	G1.C.2	G1.C	N/A	(Refer to Specification)	
Interior	1	Level 1	G1.D.1	G1.D	N/A	(Refer to Specification)	
Interior	1	Level 1	G1.E.1	G1.E	N/A	(Refer to Specification)	
Interior	1	Level 1	G1.E.1	G1.E	N/A	(Refer to Specification)	
Interior	1	Level 1	G1.F.1	G1.F	N/A	(Refer to Specification)	
Interior	1	Level 1	G1.G.1	G1.G	N/A	(Refer to Specification)	
Interior	1	Level 1	G1.G.2	G1.G	N/A	(Refer to Specification)	
Interior	1	Level 1	G1.G.3	G1.G	N/A	(Refer to Specification)	
Interior	1	Level 1	G1.G.4	G1.G	N/A	(Refer to Specification)	
Interior	1	Level 1	G1.G.5	G1.G	N/A	(Refer to Specification)	
Interior	1	Level 1	G1.G.6	G1.G	N/A	(Refer to Specification)	
Interior	1	Level 1	G1.H.1	G1.H	N/A	(Refer to Specification)	
Interior	1	Level 1	G1.H.2	G1.H	N/A	(Refer to Specification)	
Interior	1	Level 1	G1.H.3	G1.H	N/A	(Refer to Specification)	
Interior	1	Level 1	G1.H.4	G1.H	N/A	(Refer to Specification)	
Interior	1	Level 1	G1.I.1	G1.I	N/A	(Refer to Specification)	
Interior	1	Level 1	G1.S.1	G1.S	N/A	(Refer to Specification)	
Interior	1	Level 1	G1.S.2	G1.S	N/A	(Refer to Specification)	
Interior	1	Level 1	G1.T.1	G1.T	N/A	(Refer to Specification)	
Interior	1	Level 1	G1.T.2	G1.T	N/A	(Refer to Specification)	
Interior	1	Level 1	G1.V.1	G1.V	N/A	(Refer to Specification)	
Interior	1	Level 1	G1.W.1	G1.W	N/A	(Refer to Specification)	
Interior	1	Level 1	G1.W.2	G1.W	N/A	(Refer to Specification)	
Interior	1	Level 1	G1.W.3	G1.W	N/A	(Refer to Specification)	
Interior	1	Level 1	G2.A.1	G2.A	N/A	(Refer to Specification)	
Interior	1	Level 1	G2.B.1	G2.B	N/A	(Refer to Specification)	
Interior	1	Level 1	R1.1	R1	102A	Kitchen	
Interior	0	Level 0	R1.10	R1	004	Storage Maintenance	
Interior	0	Level 0	R1.11	R1	003	Electrical Room	
Interior	0	Level 0	R1.12	R1	006	Chemical Storage	
Interior	0	Level 0	R1.13	R1	005	CO2	
Interior	0	Level 0	R1.14	R1	001	Pool Filtration	
Interior	0	Level 0	R1.15	R1	N/A	Area Monitored by Video Surveillance	Size: 150 x 150 (no tactile/braille)
Interior	0	Level 0	R1.16	R1	N/A	Personal Protective Equipment Area	Size: 150 x 150 (no tactile/braille) Location TBD
Interior	1	Level 1	R1.2	R1	102A	Kitchen	
Interior	1	Level 1	R1.3	R1	102B	Storage	
Interior	1	Level 1	R1.5	R1	108A	Staff Changeroom	
Interior	1	Level 1	R1.6	R1	112E	Storage	
Interior	1	Level 1	R1.7	R1	116C	Facilities Office	Mount on hinge side
Interior	1	Level 1	R1.9	R1	116A	Mechanical Room	
Interior	1	Level 1	R1.9	R1	116A	Mechanical Room	
Interior	1	Level 1	R2.1	R2	104	Universal Washroom (picto)	
Interior	1	Level 1	R2.10	R2	STR A	Stair A Level 1 (w/picto)	
Interior	1	Level 1	R2.11	R2	STR A	Stair A Level 1 (w/picto)	
Interior	0	Level 0	R2.12	R2	STR A	Stair A Level 0 (w/picto)	
Interior	0	Level 0	R2.13	R2	STR A	Stair A Level 0 (w/picto)	
Interior	1	Level 1	R2.2	R2	107	First Aid (w/picto)	
Interior	1	Level 1	R2.3	R2	107	First Aid (w/picto)	
Interior	1	Level 1	R2.4	R2	108B	Staff Washroom (w/picto)	
Interior	1	Level 1	R2.5	R2	112F	Universal Washroom/Changeroom (w/picto)	
Interior	1	Level 1	R2.6	R2	110H	Washroom (w/unisex access picto)	
Interior	1	Level 1	R2.9	R2	119	Washroom (w/unisex access picto)	
Interior	1	Level 1	R3.1	R3	111A	Women's Changeroom (Refer to Specification)	
Interior	1	Level 1	R3.2	R3	112A	Universal Changeroom (Refer to Specification)	
Interior	1	Level 1	R3.3	R3	112A	Universal Changeroom (Refer to Specification)	
Interior	1	Level 1	R3.4	R3	113A	Men's Changeroom (Refer to Specification)	
Interior	1	Level 1	R3.5	R3	103	Viewing Gallery (Refer to Specification)	
Interior	1	Level 1	R3.6	R3	101	Multipurpose Room (Refer to Specification)	
Interior	1	Level 1	R4A	R4	N/A	(Refer to Specification)	
Interior	1	Level 1	R4A	R4	N/A	(Refer to Specification)	
Interior	1	Level 1	R4A	R4	N/A	(Refer to Specification)	
Interior	1	Level 1	R4B	R4	N/A	(Refer to Specification)	

SIGN SCHEDULE

Location	Level w/ Number	Level	Sign Number	Sign Type	Room Number	Message	Comments
Interior	1	Level 1	R4C	R4	N/A	(Refer to Specification)	
Interior	1	Level 1	R4C	R4	N/A	(Refer to Specification)	
Interior	1	Level 1	R4D	R4	N/A	(Refer to Specification)	
Interior	1	Level 1	R4D	R4	N/A	(Refer to Specification)	
Interior	1	Level 1	R4D	R4	N/A	(Refer to Specification)	
Interior	1	Level 1	R4D	R4	N/A	(Refer to Specification)	
Interior	1	Level 1	R4E	R4	N/A	(Refer to Specification)	
Interior	1	Level 1	R4E	R4	N/A	(Refer to Specification)	
Interior	1	Level 1	R4E	R4	N/A	(Refer to Specification)	
Interior	1	Level 1	R4E	R4	N/A	(Refer to Specification)	
Interior	1	Level 1	R4F	R4	N/A	(Refer to Specification)	
Interior	1	Level 1	R4F	R4	N/A	(Refer to Specification)	
Interior	1	Level 1	R4F	R4	N/A	(Refer to Specification)	
Interior	1	Level 1	R4G	R4	N/A	(Refer to Specification)	
Interior	1	Level 1	R4G	R4	N/A	(Refer to Specification)	
Interior	0	Level 0	R5A	R5	N/A	(Refer to Specification)	
Interior	1	Level 1	R5A	R5	N/A	(Refer to Specification)	
Interior	1	Level 1	R5A	R5	N/A	(Refer to Specification)	On glazing. Provide blank backer.
Interior	1	Level 1	R5A	R5	N/A	(Refer to Specification)	
Interior	1	Level 1	R5A	R5	N/A	(Refer to Specification)	
Interior	1	Level 1	R5A	R5	N/A	(Refer to Specification)	
Interior	1	Level 1	R5B	R5	N/A	(Refer to Specification)	
Interior	1	Level 1	R5B	R5	N/A	(Refer to Specification)	
Interior	1	Level 1	R5B	R5	N/A	(Refer to Specification)	
Interior	1	Level 1	R5B	R5	N/A	(Refer to Specification)	
Interior	1	Level 1	R5B	R5	N/A	(Refer to Specification)	
Interior	1	Level 1	R5B	R5	N/A	(Refer to Specification)	
Interior	1	Level 1	R5B	R5	N/A	(Refer to Specification)	
Interior	1	Level 1	R5B	R5	N/A	(Refer to Specification)	
Interior	1	Level 1	R5B	R5	N/A	(Refer to Specification)	
Interior	1	Level 1	R5B	R5	N/A	(Refer to Specification)	
Interior	1	Level 1	R5B	R5	N/A	(Refer to Specification)	
Interior	1	Level 1	R5B	R5	N/A	(Refer to Specification)	
Interior	1	Level 1	R5B	R5	N/A	(Refer to Specification)	
Interior	1	Level 1	R5B	R5	N/A	(Refer to Specification)	
Interior	1	Level 1	R5B	R5	N/A	(Refer to Specification)	
Interior	1	Level 1	R5C	R5	106A	(Refer to Specification)	
Interior	1	Level 1	R5C	R5	106B	(Refer to Specification)	
Interior	1	Level 1	R5C	R5	106C	(Refer to Specification)	
Interior	1	Level 1	R5D	R5	N/A	(Refer to Specification)	
Interior	1	Level 1	R5E	R5	N/A	(Refer to Specification)	
Interior	1	Level 1	R5E	R5	N/A	(Refer to Specification)	
Interior	1	Level 1	R5E	R5	N/A	(Refer to Specification)	
Interior	1	Level 1	R5F	R5	N/A	(Refer to Specification)	
Interior	1	Level 1	R5G	R5	N/A	(Refer to Specification)	
Interior	1	Level 1	R5G	R5	N/A	(Refer to Specification)	
Interior	1	Level 1	R5G	R5	N/A	(Refer to Specification)	
Interior	1	Level 1	R5G	R5	N/A	(Refer to Specification)	
Interior	1	Level 1	R5G	R5	N/A	(Refer to Specification)	
Interior	1	Level 1	R5G	R5	N/A	(Refer to Specification)	
Interior	1	Level 1	R6	R6	N/A	(Refer to Specification)	
Interior	1	Level 1	R6	R6	N/A	(Refer to Specification)	
Interior	1	Level 1	R7	R7	N/A	(Refer to Specification)	
Exterior	1	Ground	X1	X1	N/A	(Refer to Specification)	
Exterior	1	Ground	X2	X2	N/A	(Refer to Specification)	
Exterior	1	Ground	X4	X4	N/A	(Refer to Specification)	
Exterior	1	Ground	X5A	X5	N/A	(Refer to Specification)	
Exterior	1	Ground	X5A	X5	N/A	(Refer to Specification)	
Exterior	1	Ground	X5A	X5	N/A	(Refer to Specification)	
Exterior	1	Ground	X5B	X5	N/A	(Refer to Specification)	
Exterior	1	Ground	X3	X3	N/A	(Refer to Specification)	

Levels	Sign Types																										
	X1	X2	X3	X4	X5	R1	R2	R3	R4	R5	R6	R7	D1	G1.A	G1.B	G1.C	G1.D	G1.E	G1.F	G1.G	G1.S	G1.T	G1.H	G1.I	G1.V	G1.W	G2.A	G2.B
Exterior	1	1	1	1	4																							
Level 1						8	9	6	19	34	2	1	1	2	3	2	1	2	1	6	2	2	4	1	1	3	1	1
Basement						5	2			1																		
Grand Total	1	1	1	1	4	15	11	6	19	35	2	1	1	2	3	2	1	2	1	6	2	2	4	1	1	3	1	1

SAMPLE SCHEDULE:

- 1 Full Scale (1:1) 1'x 1'portion Sign Sample of:
  X1 - BUILDING/SPONSOR NAME (ILLUMINATED).
- 1 Full Scale (1:1) Letter Sample of:
  X2 - BUILDING NAME (NON-ILLUMINATED).
- 1 Full Scale (1:1) Sign Sample of:
  R2 - ROOM W/ PICTOGRAM.
- 1 Full Scale (1:1) 1'x 1'portion Sign Sample of:
  G1.A - POOL REGULATIONS

FONT:

ABCDEFGHIJKLMNOPQRSTUVWXYZ 01234567809
DIN PRO LIGHT

ABCDEFGHIJKLMNOPQRSTUVWXYZ 01234567809
DIN PRO REGULAR

ABCDEFGHIJKLMNOPQRSTUVWXYZ 01234567809
DIN PRO MEDIUM

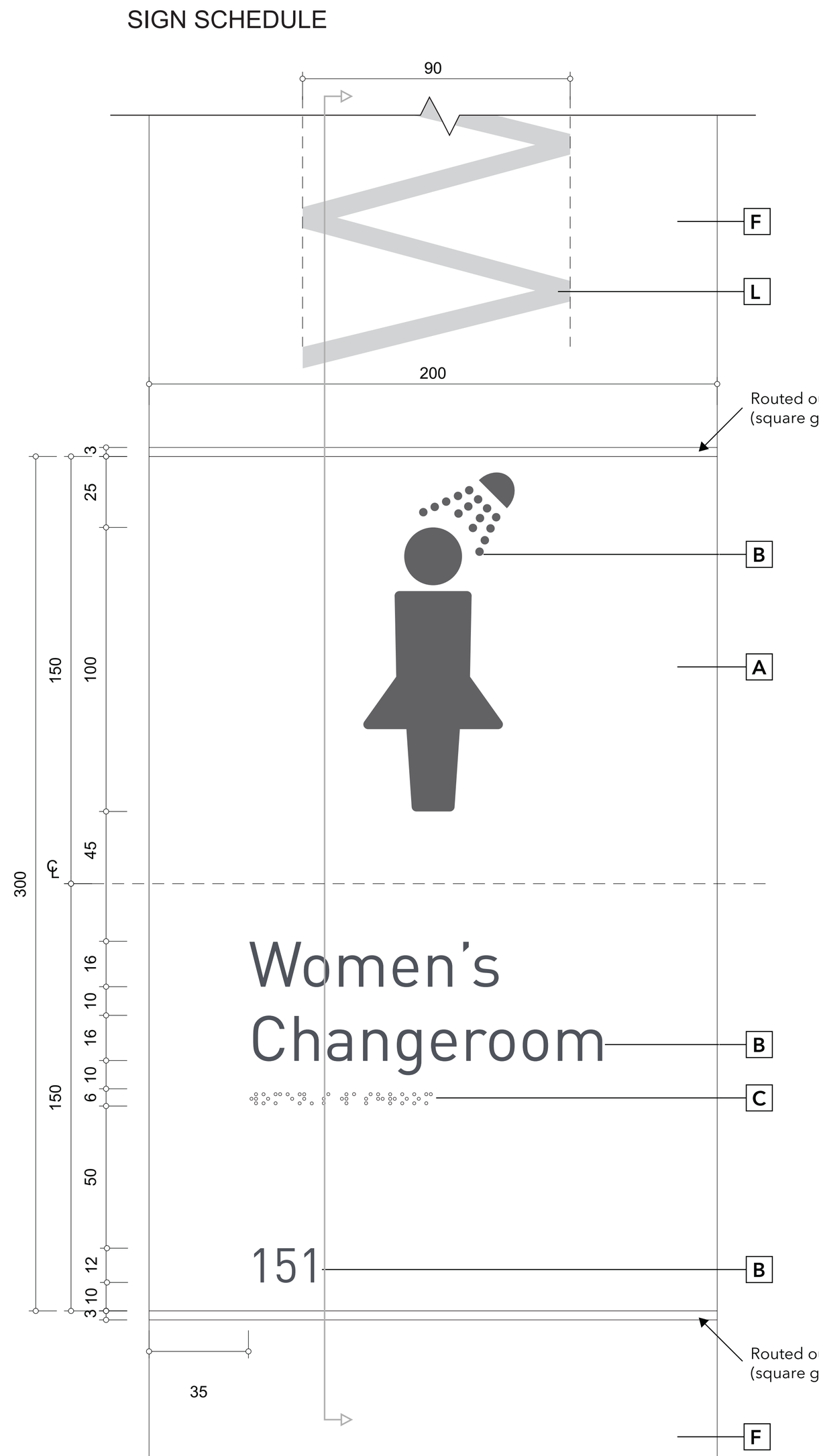

R3
MAJOR ROOM SIGN
1:2

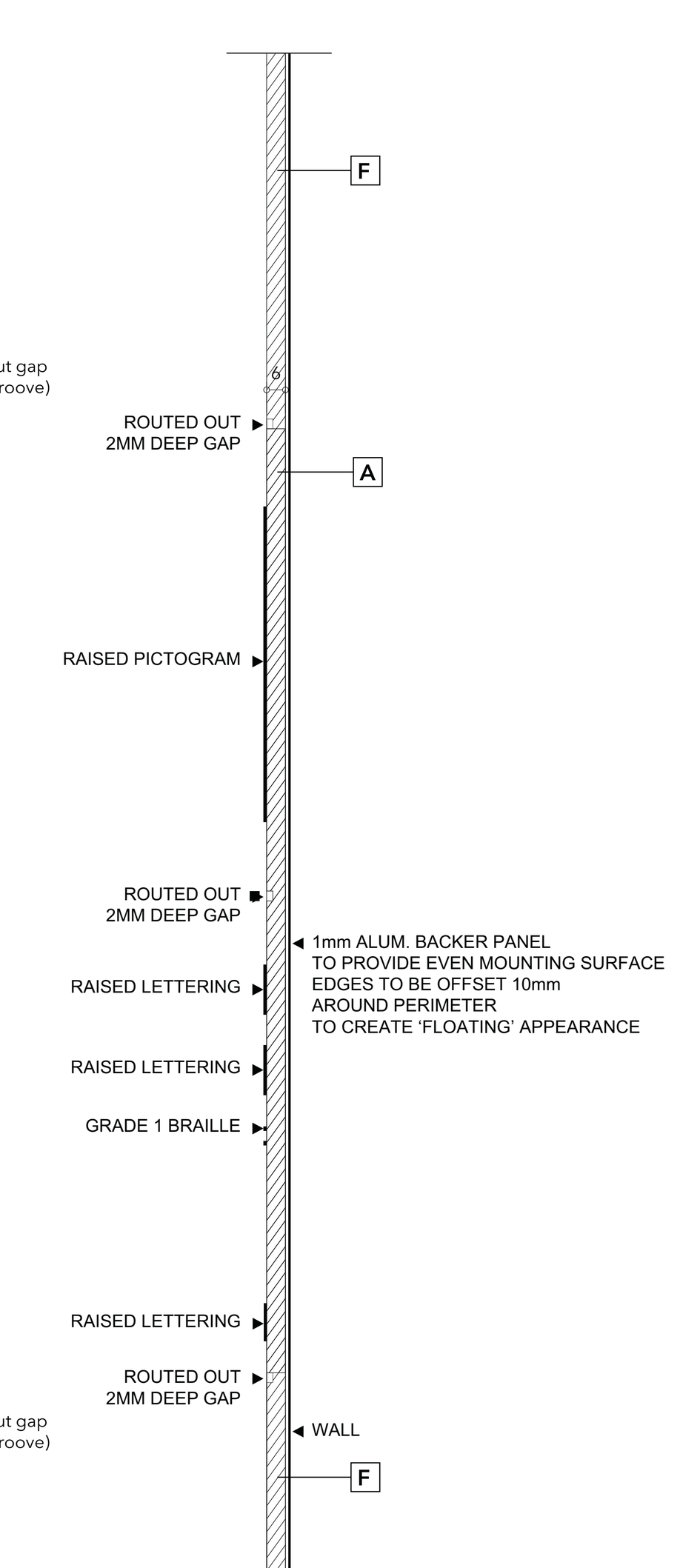

R3
SECTION (TYP)
1:2

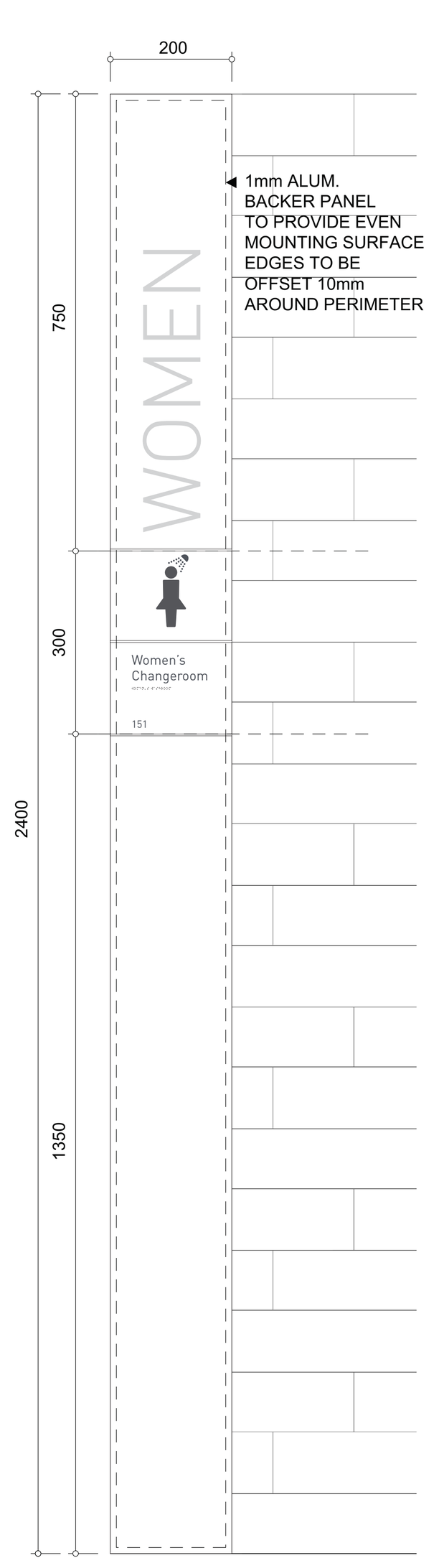

R3
ELEVATION (TYP)
1:10

INFORMATION:

SCALE: AS NOTED.

MATERIAL COLOUR, FINISH:

A • 6mm THICK, MATTE PHOTOPOLYMER
• PAINTED 'WHITE'
(MATTHEWS PAINT® - MP33490
- MATTE FINISH)

B • 0.8mm RAISED TEXT
• PAINTED 'DARK GRAY'
(MATTHEWS PAINT® - MP27696
- MATTE FINISH)

C • 0.8mm RAISED TEXT
• PAINTED 'WHITE'
(MATTHEWS PAINT® - MP33490
- MATTE FINISH)

F • 6mm THICK, MATTE ACRYLIC
• PAINTED 'WHITE'
(MATTHEWS PAINT® - MP33490
- MATTE FINISH)

L • 3.5 MIL HIGH GRADE OPAQUE VINYL.
• COLOUR: 'MEDIUM GRAY'
(AVERY® - HP700-801-O
- SLATE GRAY - 6030 O)

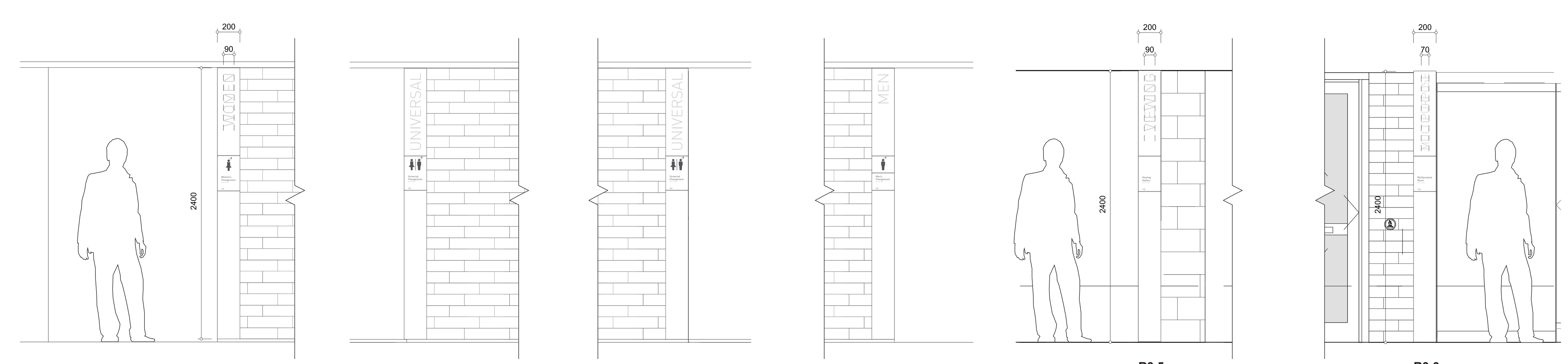

R3.1
ELEVATION (TYP)
1:25

R3.2

R3.3

R3.4

R3.5
ELEVATION (TYP)
1:25

R3.6

Contractor must check and verify all dimensions on the job, and report any discrepancies to the Architect before proceeding with the work.

Do not scale this drawing.

REVISIONS AND ISSUES

REV	DESCRIPTION	DATE
1	Issued for Tender	2018-03-01

MJMA
maclennan jaunkalns miller architects
425 adelaide street west level 6
toronto ontario m5v 3c1
416 593 6796
www.mjmarchitects.com

TEAL Architects + Planners
1660 Hollis Street, Suite 1101
Halifax, Nova Scotia B3J 1V7
www.tealarchitects.com

CAMPBELL COMEAU ENGINEERING LTD.
STRUCTURAL ENGINEERS
2719 GLADSTONE STREET, SUITE 110
HALIFAX NS, B3K 4W6
T: 902 429 5454 F: 902 444 3099

Smith + Andersen
MECHANICAL ENGINEERS
500-4211 Yonge Street
Toronto, Ontario, M2P 2A9
T: 416 487 8150 F: 416 487 9104

Smith + Andersen
ELECTRICAL ENGINEERS
1969 Upper water Street, Suite 1905
Halifax, Nova Scotia, B3J 3R7
T: 902 440 0981 F: 416 487 9104

Strum Consulting
CIVIL ENGINEERS
Railside, 1355 Bedford Highway
Bedford, Nova Scotia, B4A 1C5
T: 902 835 5560 F: 902 835 5574

EAST HANTS
We live it!

Municipality of East Hants
Parks, Recreation and Culture
Lloyd E. Matheson Centre
15 Commerce Court
Elmsdale, Nova Scotia, B2S 3K5
T: 902 883-7098

KEYPLAN

NORTH ARROW

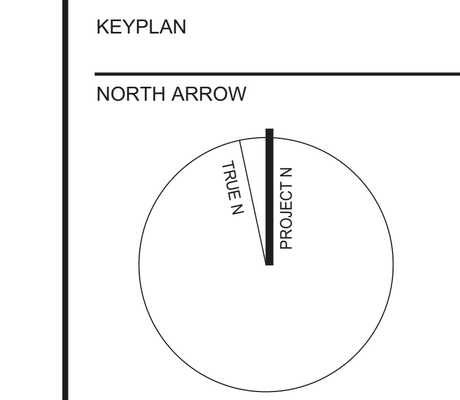

PROJECT TITLE
East Hants Aquatic Centre

Commerce Court, Elmsdale, NS

DRAWING TITLE
INTERIOR SIGNAGE - LOCATION PLANS

SCALE
As Noted

DATE
2018-03-01

PROJECT NUMBER
1609

DRAWING NUMBER
A951

R4A.
ACCESIBLE CHANGEROOM WC STALL
1:10

R4

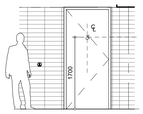

R4A.
VINYL PICTOGRAM WC STALL ELEVATION
1:50

INFORMATION:

SCALE: AS NOTED.

MATERIAL COLOUR, FINISH:

K
- 3.5 MIL HIGH GRADE OPAQUE VINYL.
- COLOUR: 'DARK GRAY' (AVERY® - IC 600-873-0 58730 - SLATE)

R4B.
SHOWER STALL
1:10

R4C.
UNIVERSAL STALL
1:10

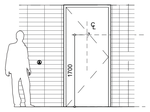

R4B; R4C
VINYL PICTOGRAM WC STALL ELEVATION
1:50

R4E.
PAPER WASTE RECEPTACLES
1:10

R4F.
FIRE EXTINGUISHER
1:10

R4G.
DEFIBRILLATOR
1:10

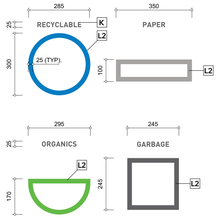

R4D.
CHANGEROOM WASTE RECEPTACLES
1:10

INFORMATION:

SCALE: AS NOTED.

MATERIAL COLOUR, FINISH:

K
- 3.5 MIL HIGH GRADE OPAQUE VINYL.
- COLOUR: 'DARK GRAY' (AVERY® - IC 600-873-0 58730 - SLATE)

L2
- DIGITAL PRINT ON OPAQUE FILM
- COLOUR: 4 COLOUR PROCESS
- PMS COLOURS (4): TBD (HIGH TAC 2Mil WHITE ADHESIVE VINYL)

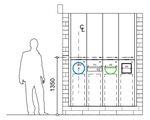

NOTE: EACH LOCATION REQUIRES 4 INDIVIDUAL GRAPHICS.

R4D.
WASTE RECEPTACLES GENERAL ELEVATION
1:50

EMERGENCY EXIT ONLY — K

R5A.
'EMERGENCY EXIT' VINYL
1:10

STAFF ONLY — K

R5B.
'STAFF ONLY' VINYL
1:10

OFFICE — K

R5C.
'OFFICE' VINYL
1:10

GARBAGE — K

R5G.
'GARBAGE' VINYL
1:10

R5

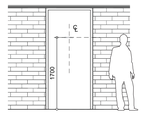

R5A, R5B, R5C, R5G.
VINYL TEXT ELEVATION (TYP)
1:50

R5D.
'NO SMOKING' VINYL
1:5

R5E.
'SURVEILLANCE' VINYL
1:5

R5F.
'ADDRESS' VINYL
1:5

NOTE:
MESSAGES FOR VISUALIZING ONLY

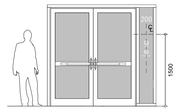

R5D, R5E, R5F
VINYL REGULATORY ELEVATION
1:50

INFORMATION:

SCALE: AS NOTED.

MATERIAL COLOUR, FINISH:

J
- 3.5 MIL HIGH GRADE OPAQUE VINYL.
- COLOUR: 'WHITE' (3M® WHITE - 7725-20)

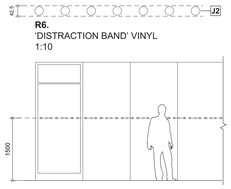

R6.
'DISTRACTION BAND' VINYL
1:10

R6

DISTRACTION BAND.
ELEVATION (TYP)
1:50

INFORMATION:

SCALE: AS NOTED.

MATERIAL COLOUR, FINISH:

J2
- 3.5 MIL HIGH GRADE OPAQUE VINYL.
- COLOUR: 'TRANSLUCENT WHITE' (3M™ Dusted Crystal™(7725SE-314)

G1



INFORMATION:

SCALE: AS NOTED.

MATERIAL COLOUR, FINISH:

F
- 6mm THICK, MATTE ACRYLIC
- PAINTED 'WHITE' (MATTHEWS PAINT® - MP33490 - MATTE FINISH)

M2
- SILK-SCREENED TEXT/GRAPHIC
- COLOUR: 'DARK GRAY' (PMS TO MATCH CG11)

G1.A
NORTH WALL ELEVATION
1:50



G1.A, G1.D, G1.E
SOUTH WALL ELEVATION
1:50

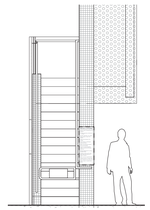

G1.I
ELEVATION
1:50



G1.I
SLIDE REGULATIONS
1:10

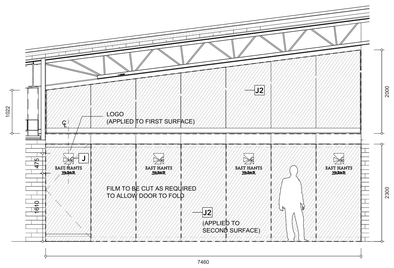

R7
PRIVACY SCREEN ELEVATION
1:50

INFORMATION:

SCALE: AS NOTED.

MATERIAL COLOUR, FINISH:

J
- 3.5 MIL HIGH GRADE OPAQUE VINYL.
- COLOUR: 'WHITE' (3M® WHITE - 7725-20)

J2
- 3.5 MIL HIGH GRADE OPAQUE VINYL
- COLOUR: 'TRANSLUCENT WHITE' (3M™ Dusted Crystal™(7725SE-314)

NOTE:
APPROX. AREA REQUIRED: 326 sq. ft.



G1.D
SPA REGULATIONS
1:10

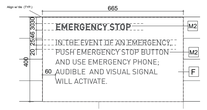

G1.B
EMERGENCY STOP



G1.B3
EMERGENCY STOP (@ COLUMN)
1:10

G1.C
EMERGENCY PHONE
1:10

NOTE:
Gate to be provided by Pool contractor.
Plaque to be mounted to hardware provided.

G1.E
VIEWING AREA REGULATIONS
1:10

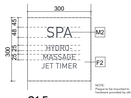

G1.F
SPA TIMER
1:10

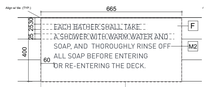

G1.G
SHOWER
1:10

G1.S
CHANGEROOM LOCKERS
1:10

G1.T
CHANGEROOM CUBICLES
1:10

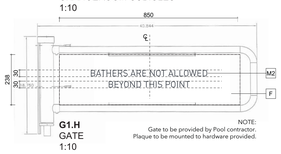

NOTE:
Gate to be provided by Pool contractor.
Plaque to be mounted to hardware provided.

G1.H
GATE
1:10

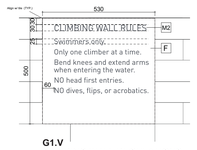

G1.V
CLIMBING WALL REGULATIONS
1:10

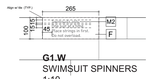

G1.W
SWIMSUIT SPINNERS
1:10

G2

SHALLOW WATER NO DIVING — D3

G2.A.
SHALLOW WATER
1:20

CAUTION AVOID DEEP DIVES — D3

G2.B.
CAUTION
1:20

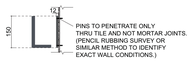

INFORMATION:

SCALE: AS NOTED.

MATERIAL COLOUR, FINISH:

D3
- 12mm ACRYLIC.
- PAINTED 'DARK GRAY' (MATTHEWS PAINT® - MP27696 - MATTE FINISH)

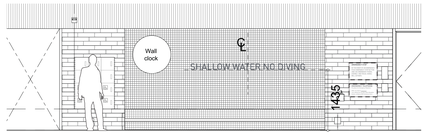

G2A.
EAST ELEVATION
1:50

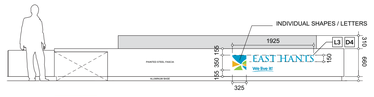

D1
RECEPTION DESK.
ELEVATION
1:50

INFORMATION:

SCALE: AS NOTED.

MATERIAL COLOUR, FINISH:

D4
- 12mm ACRYLIC.
- PAINTED 'WHITE' (MATTHEWS PAINT® - MP33490 - MATTE FINISH)

L3
- DIGITAL PRINT ON OPAQUE FILM
- COLOUR: 4 COLOUR PROCESS
- PMS COLOURS (3): TBD (HIGH TAC 2Mil WHITE ADHESIVE VINYL)

Contractor must check and verify all dimensions on the job, and report any discrepancies to the Architect before proceeding with the work.

Do not scale this drawing.

REVISIONS AND ISSUES

REV	DESCRIPTION	DATE
1	Issued for Tender	2018-03-01

MJMA
maclennan jaunkalns miller architects
425 adelaide street west level 6
toronto ontario m5v 3c1
416 593 6796
www.mjmarchitects.com

TEAL Architects + Planners
1660 Hollis Street, Suite 1101
Halifax, Nova Scotia B3J 1V7
www.tealarchitects.com

CAMPBELL COMEAU ENGINEERING LTD.
STRUCTURAL ENGINEERS
2719 GLADSTONE STREET, SUITE 110
HALIFAX NS, B3K 4W6
T: 902 429 5454 F: 902 444 3099

Smith + Andersen
MECHANICAL ENGINEERS
500-4211 Yonge Street
Toronto, Ontario, M2P 2A9
T: 416 487 8150 F: 416 487 9104

Smith + Andersen
ELECTRICAL ENGINEERS
1969 Upper water Street, Suite 1905
Halifax, Nova Scotia, B3J 3R7
T: 902 440 0581 F: 416 487 9104

Strum Consulting
CIVIL ENGINEERS
Railside, 1355 Bedford Highway
Bedford, Nova Scotia, B4A 1C5
T: 902 835 5560 F: 902 835 5574

EAST HANTS
We live it!

Municipality of East Hants
Parks, Recreation and Culture
Lloyd E. Matheson Centre
15 Commerce Court
Elmsdale, Nova Scotia, B25 3K5
T: 902 883-7098

KEYPLAN

NORTH ARROW

PROJECT TITLE
East Hants Aquatic Centre

Commerce Court, Elmsdale, NS

DRAWING TITLE
INTERIOR SIGNAGE - VINYL, REGULATORY

SCALE
As Noted

DATE
2018-03-01

PROJECT NUMBER
1609

DRAWING NUMBER
A952

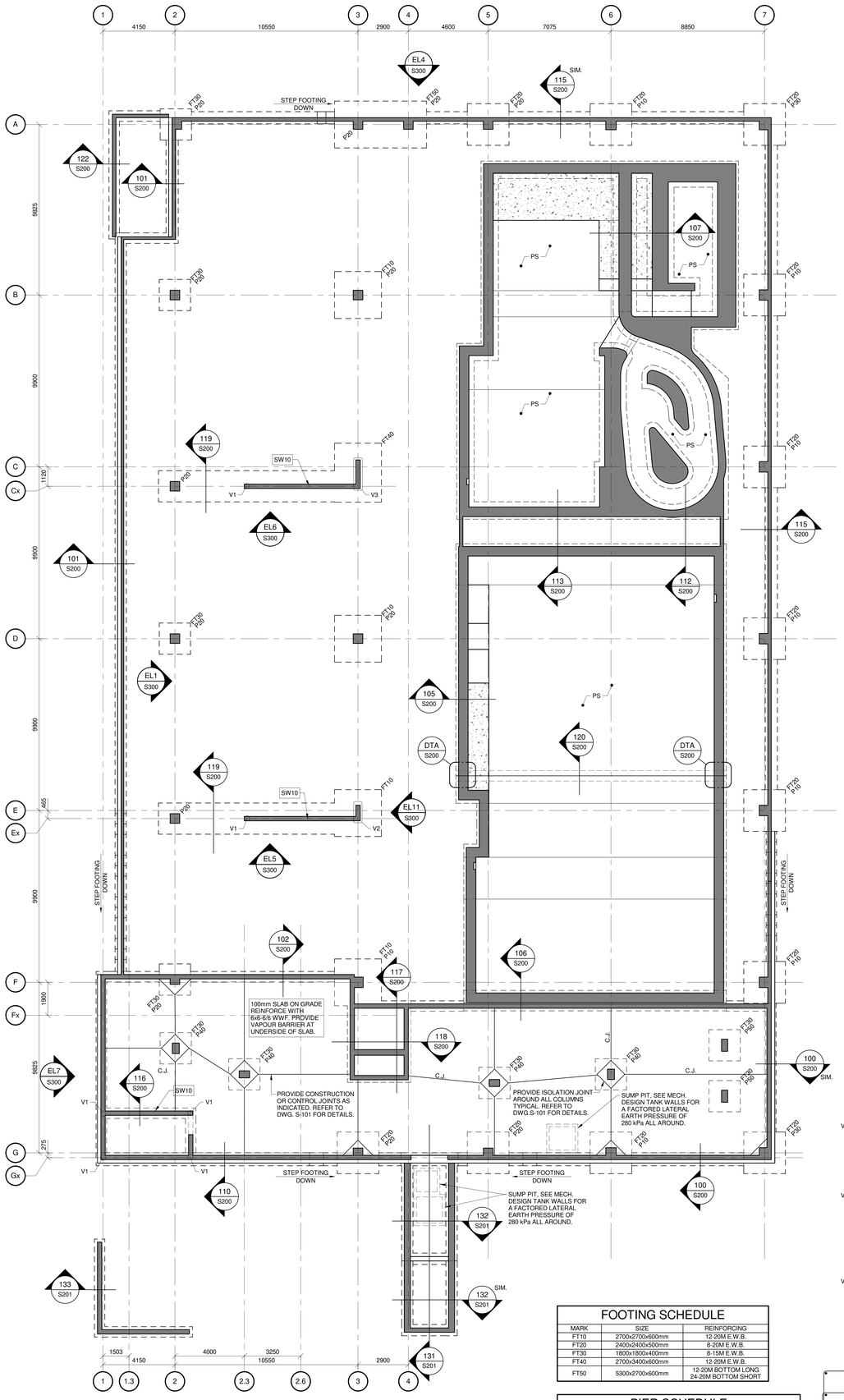

FOUNDATION PLAN

SCALE: 1 : 100

C.J.: DENOTES CONSTRUCTION OR CONTROL JOINT.

PS: 200mm SLAB ON GRADE REINFORCE WITH 15M AT 300mm c/c EACH WAY, TOP AND BOTTOM. PROVIDE 50mm MUD SLAB AT U/S OF SLAB

SW10: 250mm CONCRETE SHEARWALL REINFORCE WITH 15M AT 500 E.F. HORIZONTAL AND 15M AT 500 E.F. VERTICAL DOWELED FROM FOOTINGS PROVIDE 15M AT 500 U-BARS AT EACH END AND AT OPENINGS. PROVIDE CLASS 'B' TENSION LAP AT ALL SPLICE LOCATIONS.

FOOTING SCHEDULE

MARK	SIZE	REINFORCING
FT10	2700x2700x600mm	12-20M E.W.B.
FT20	2400x2400x500mm	8-20M E.W.B.
FT30	1800x1800x400mm	8-15M E.W.B.
FT40	2700x3400x600mm	12-20M E.W.B.
FT50	5300x2700x600mm	12-20M BOTTOM LONG 24-20M BOTTOM SHORT

PIER SCHEDULE

MARK	SIZE	VERTICAL REINFORCING AND DOWELS	TIES
P10	600x600mm	8-25M	10M AT 400 ①
P20	550x550mm	8-25M	10M AT 400 ①
P30	600x600mm	8-25M	10M AT 400 ①
P40	400x600mm	6-25M	10M AT 400 ②
P50	300x750mm	8-25M	10M AT 400 ③

- ALL PIERS TO BE CENTERED UNDER COLUMNS ABOVE.
- DOWEL ALL PIERS FROM FOOTING.
- ALL PIERS TO END AT UNDERSIDE OF SLAB ABOVE U.N.O.

V1: 4-20M VERTICALS DOWELED FROM FOOTING. 10M AT 250 TIES. TIES AT TOP 800mm OF WALL TO BE SPACED AT 125mm.

V2: 10-20M VERTICALS DOWELED FROM FOOTING. 10M AT 250 TIES. TIES AT TOP 1500mm OF WALL TO BE SPACED AT 125mm.

V3: 14-20M VERTICALS DOWELED FROM FOOTING. 10M AT 250 TIES. TIES AT TOP 1500mm OF WALL TO BE SPACED AT 125mm.

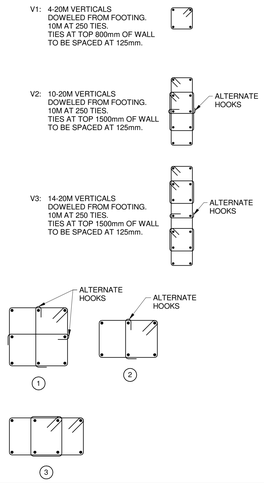

Contractor must check and verify all dimensions on the job, and report any discrepancies to the Architect before proceeding with the work.

Do not scale this drawing.

REVISIONS AND ISSUES

REV	DESCRIPTION	DATE
1	ISSUED FOR TENDER	2018-03-01

MJMA
maclennan jaunkalns miller architects
425 adelaide street west level 6
toronto ontario m5v 3c1
416 593 6796
www.mjmarchitects.com

TEAL Architects+Planners
1660 Hollis Street, Suite 1101
Halifax, Nova Scotia B3J 1V7
www.tealarchitects.com

CAMPBELL COMEAU ENGINEERING LTD.
STRUCTURAL ENGINEERS
2719 GLADSTONE STREET, SUITE 110
HALIFAX NS, B3K 4W6
T: 902 429 5454 F:902 444 3099

Smith + Andersen
MECHANICAL ENGINEERS
500-4211 Yonge Street
Toronto, Ontario, M2P 2A9
T: 416 487 8151 F: 416 487 9104

Smith + Andersen
ELECTRICAL ENGINEERS
1969 Upper Water Street, Suite 1905
Halifax, Nova Scotia, B3J 3R7
T: 902 440 0981 F: 416 487 9104

Strum Consulting
CIVIL ENGINEERS
Rollside, 1355 Bedford Highway
Bedford, NS B4A 1C5
T: 902 835 5560 F: 902 835 5574

EAST HANTS
We live it!

Municipality of East Hants
Parks, Recreation and Culture
Lloyd E Matheson Centre
15 Commerce Court
Elmsdale, NS B2S 3K5
T: 902 883-7098

KEYPLAN

NORTH ARROW

REGISTERED PROFESSIONAL ENGINEER
DATE Feb 28/18
N.P.E. Campbell
10666
PROVINCE OF NOVA SCOTIA

PROJECT TITLE
EAST HANTS AQUATIC CENTRE
Commerce Court, Elmsdale, NS

DRAWING TITLE
FOUNDATION PLAN

SCALE
As indicated

DATE

PROJECT NUMBER
31016

DRAWING NUMBER
S100

27/02/18 12:52:12 PM
Bim 360://1609-EMAC/S_31016_East Hants Aquatic Centre_Central R17.rvt

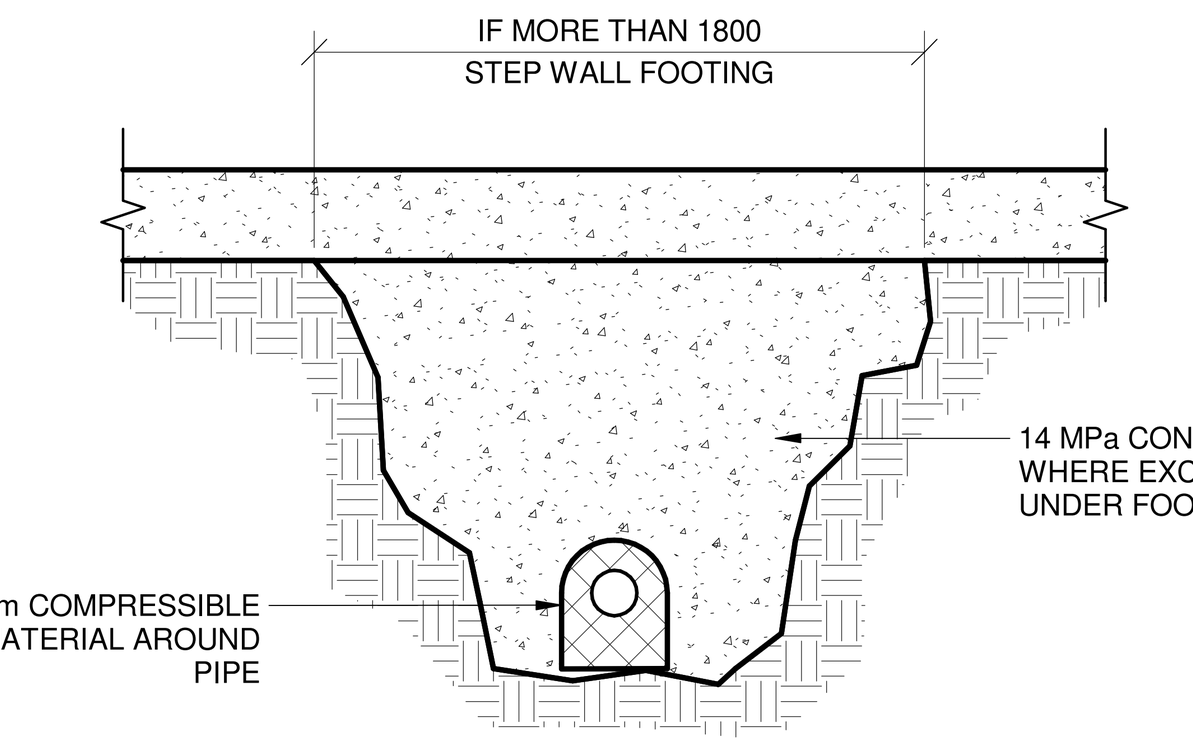

BACKFILL DETAIL UNDER FOOTING

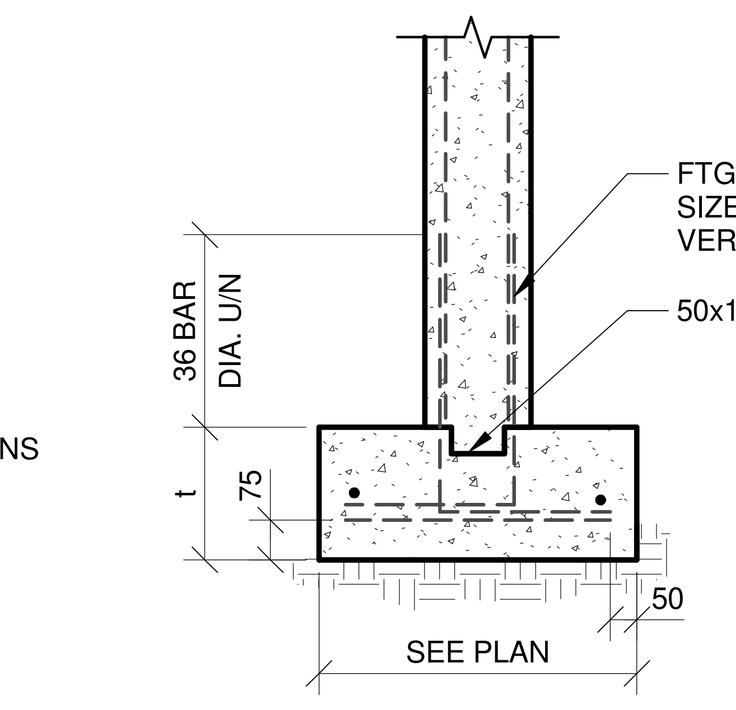

CONCRETE WALL FOOTING

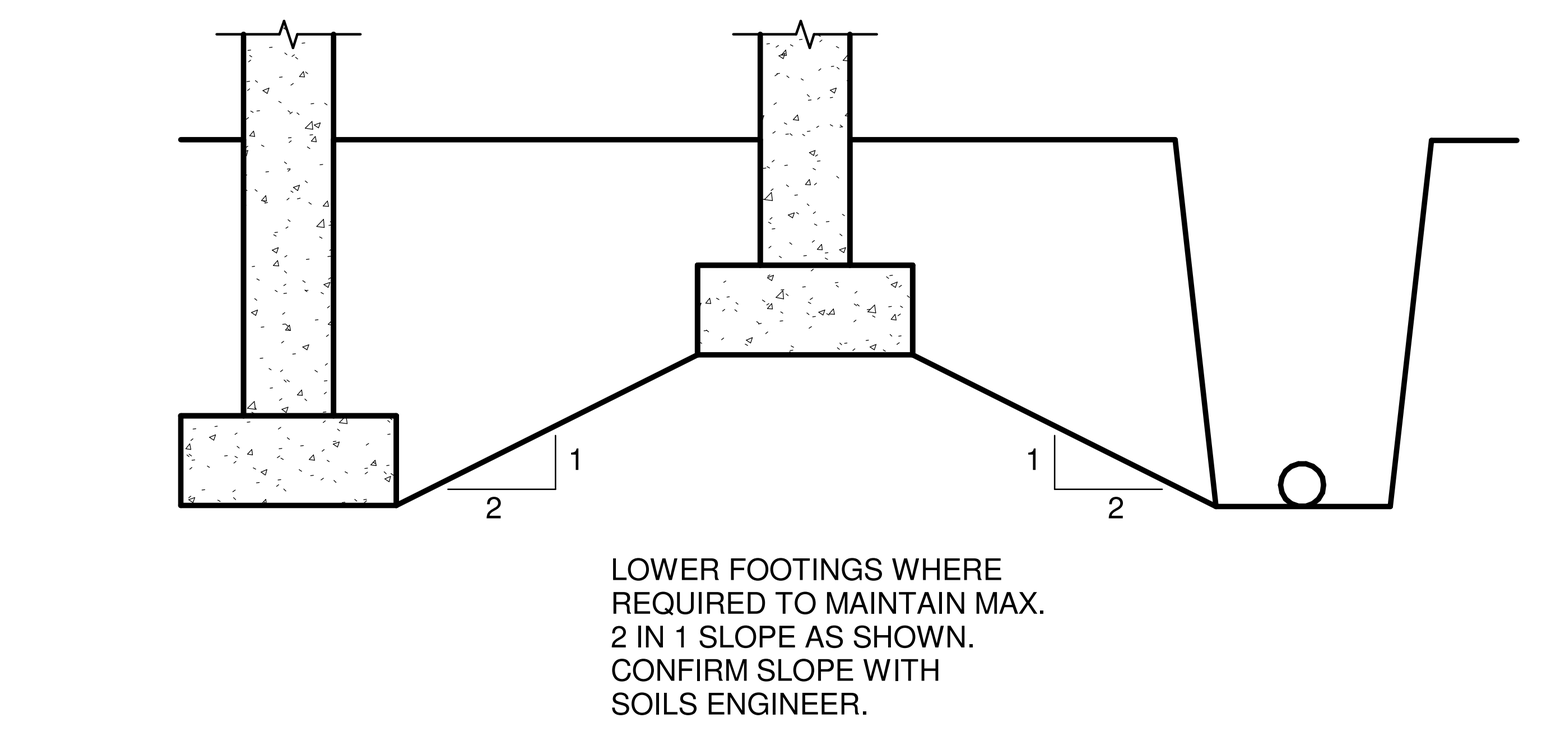

FTG. OR EXCAVATION ADJACENT TO FTG.

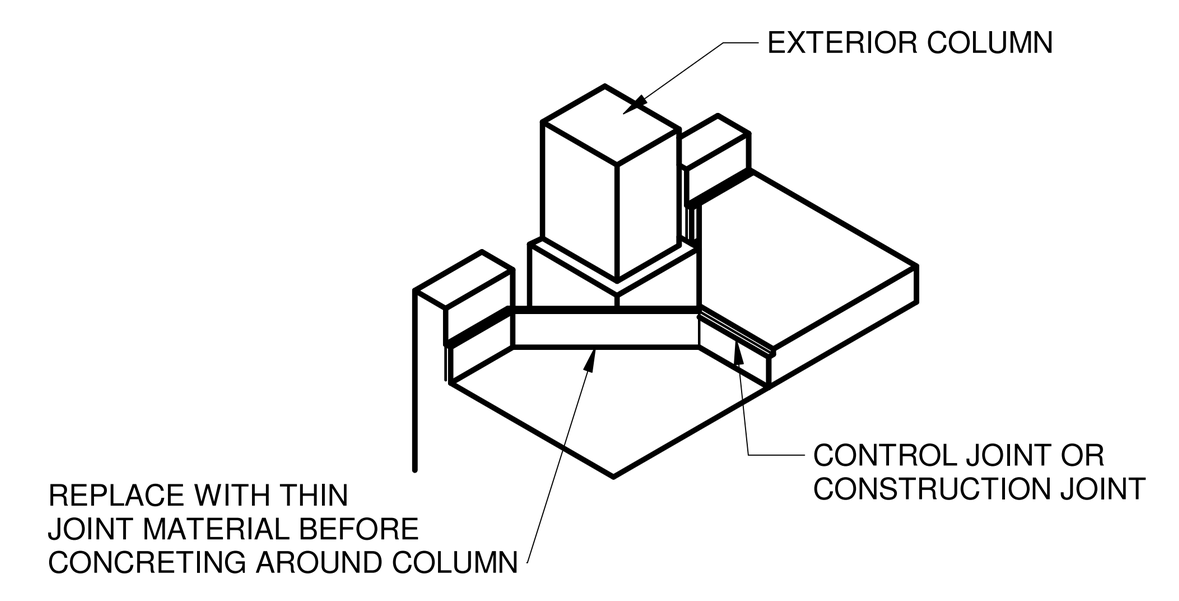

ISOLATION JOINT (EXTERIOR)

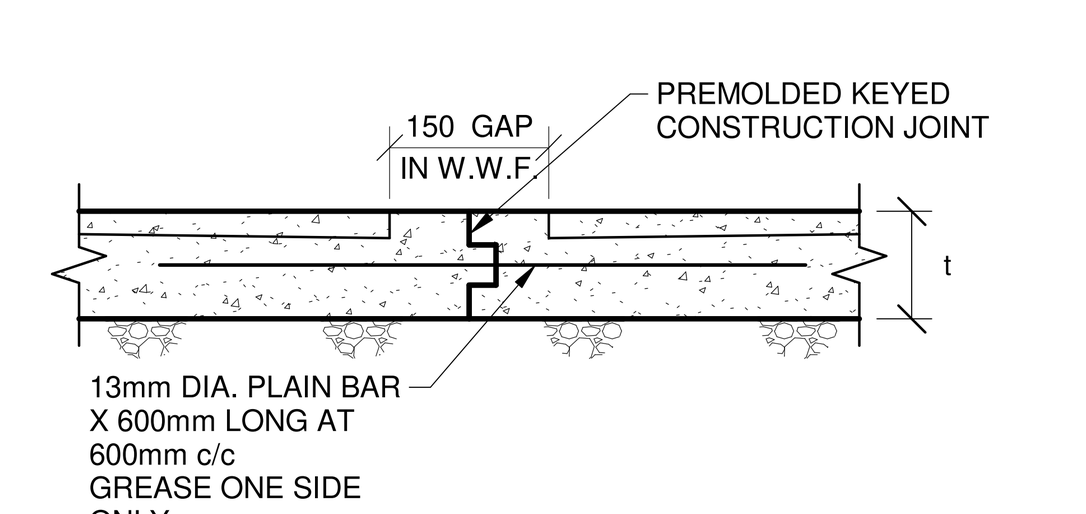

SLAB ON GRADE CONSTRUCTION JOINT

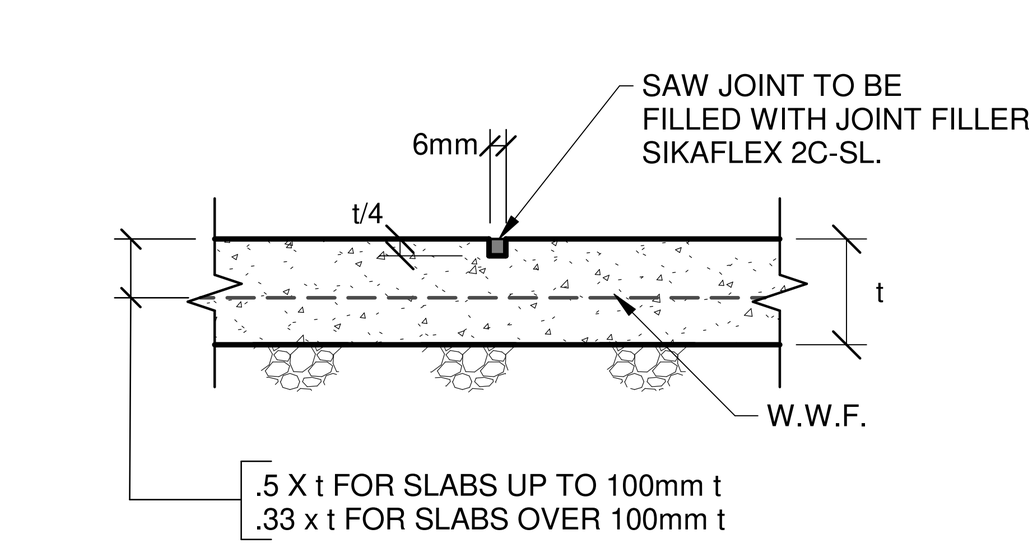

SLAB ON GRADE CONTROL JOINT

- CLEAN AND PRIME JOINT SURFACES WITH SIKAFLEX 202 PRIOR TO INSTALLING JOINT FILLER.

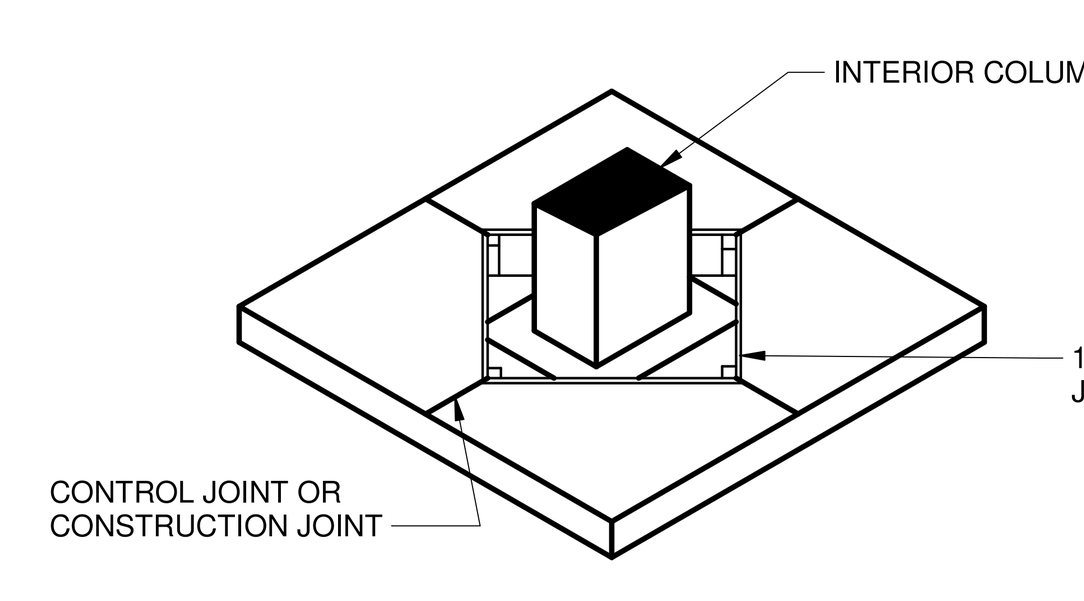

ISOLATION JOINT (INTERIOR)

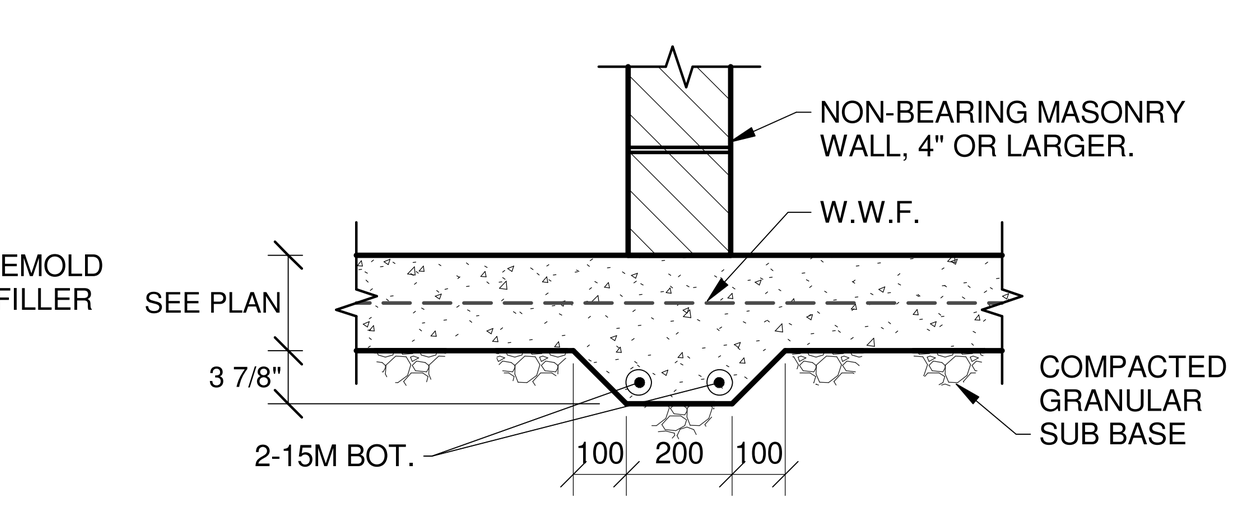

SLAB ON GRADE UNDER BLOCK WALL

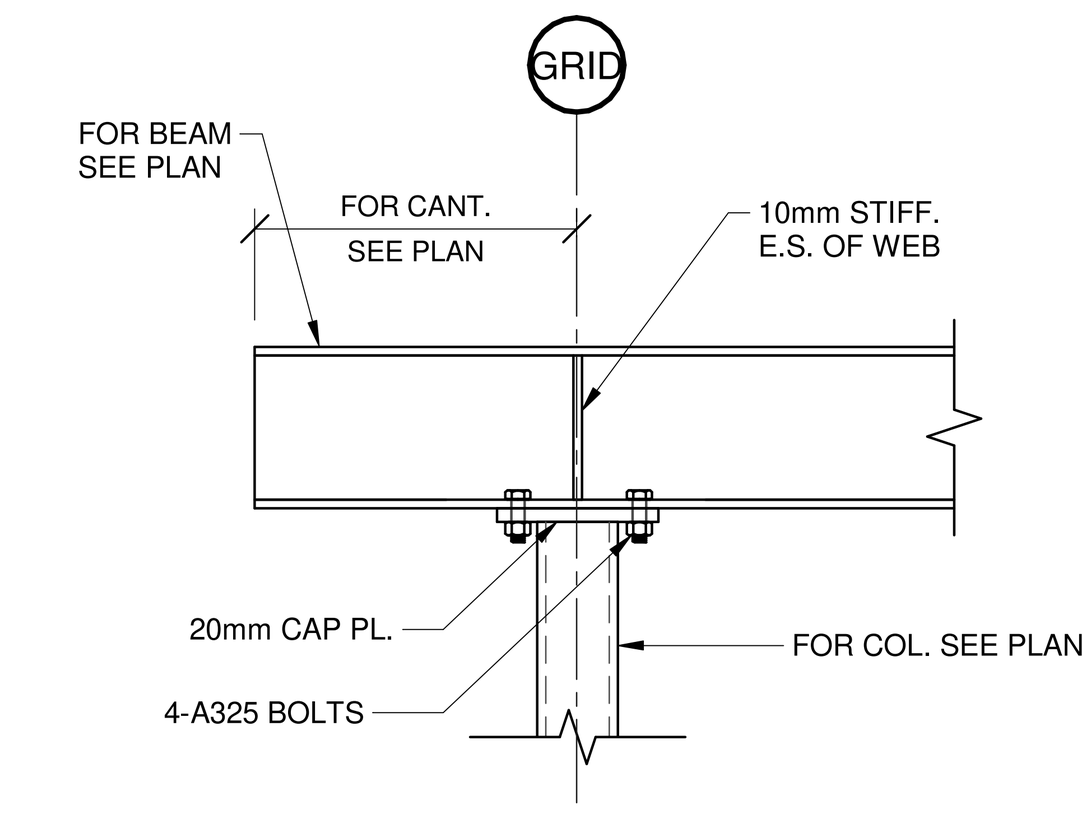

TYP. CANT. ROOF CONNECTION

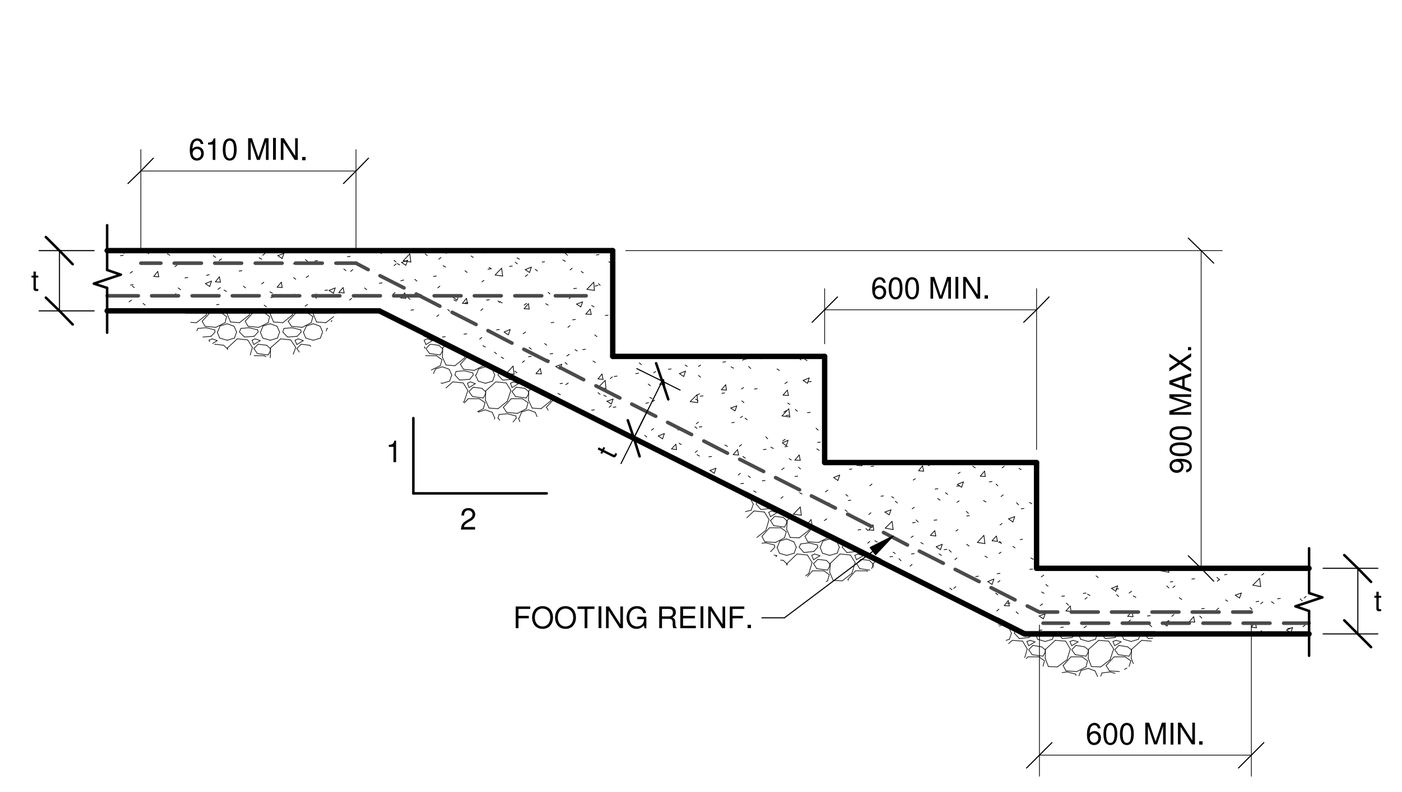

STEPPED FOOTING DETAIL

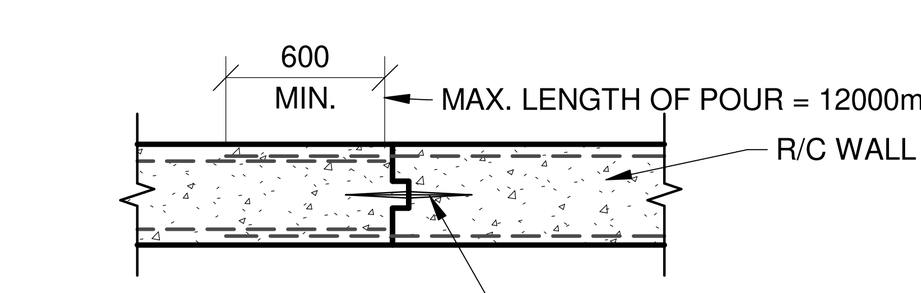

WALL CONSTRUCTION JOINT

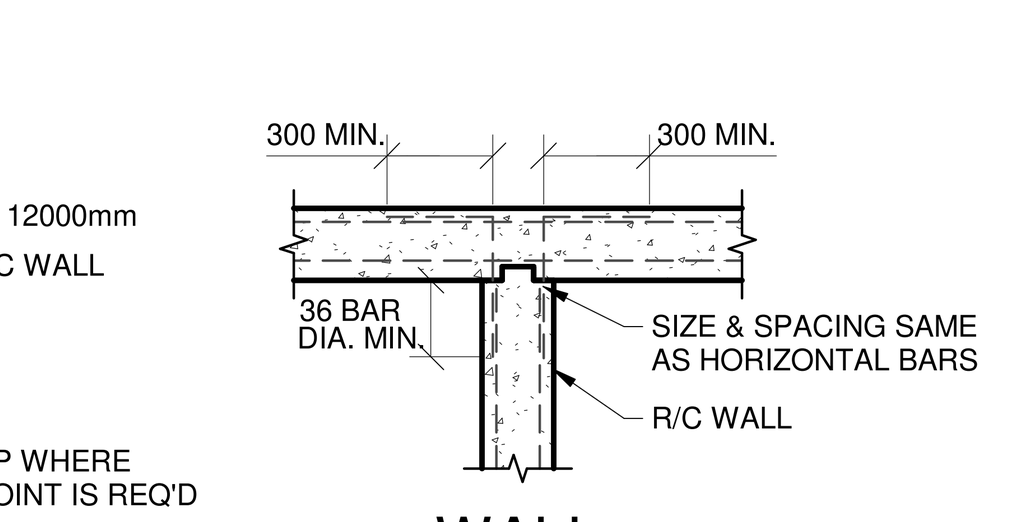

WALL INTERSECTION (PLAN)

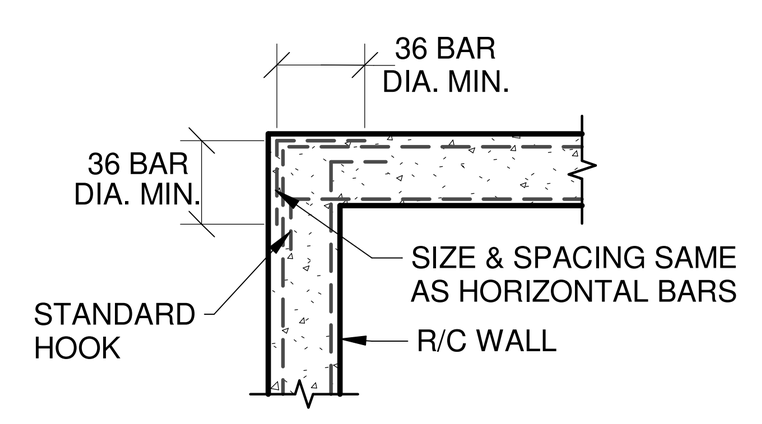

WALL CORNER (PLAN)

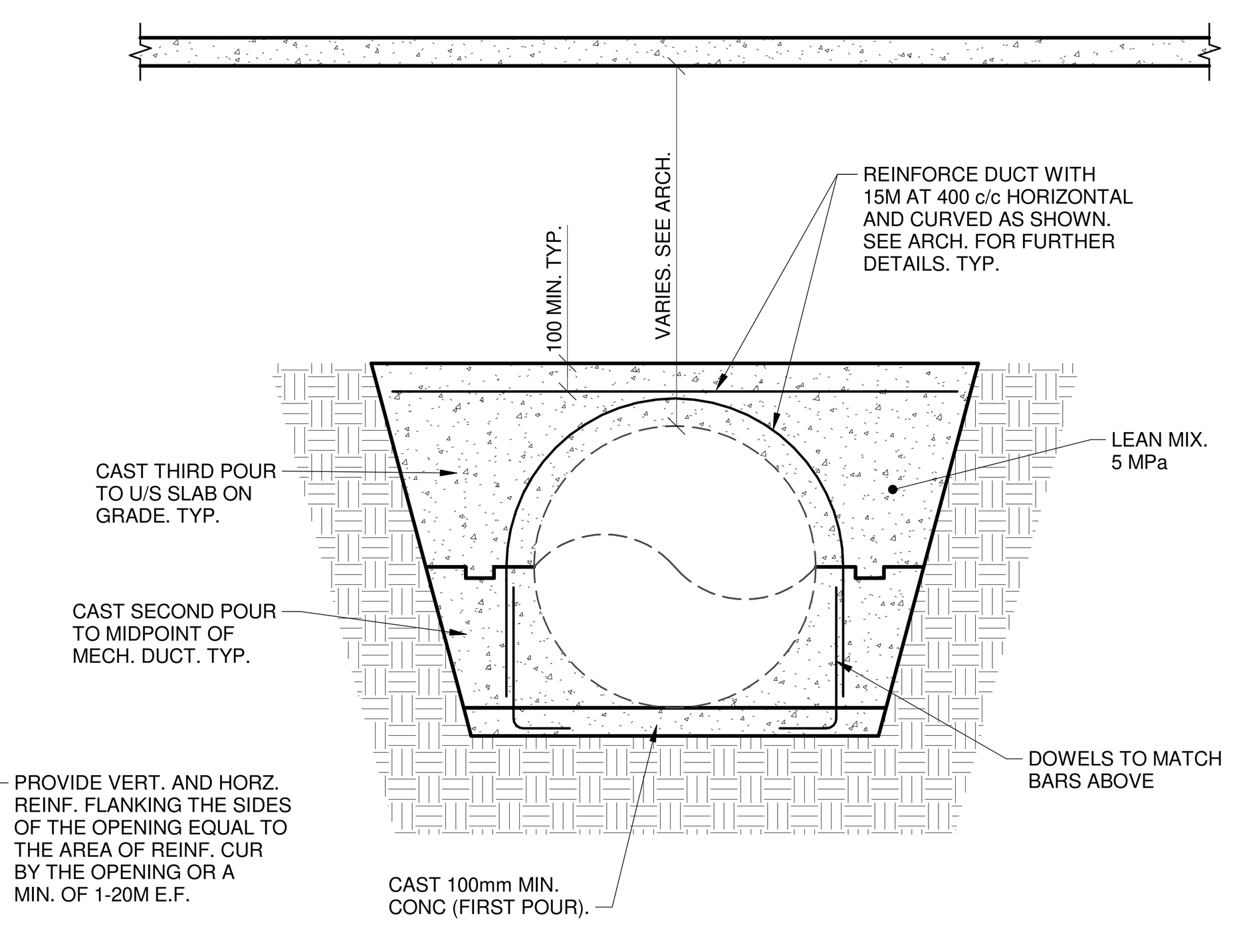

MECHANICAL DUCT ENCASED IN CONCRETE

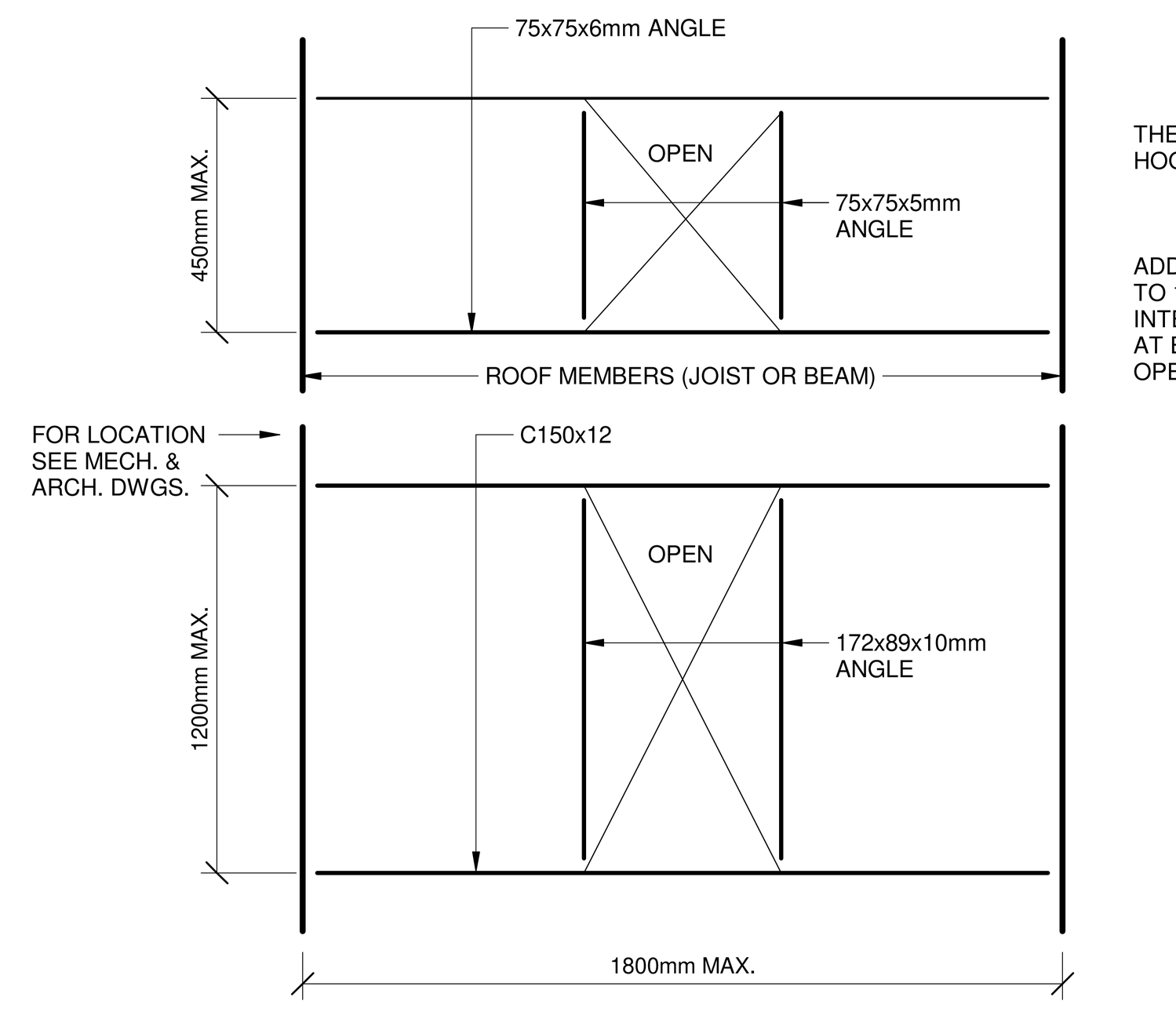

TYPICAL FRAMING AROUND ROOF OPENINGS

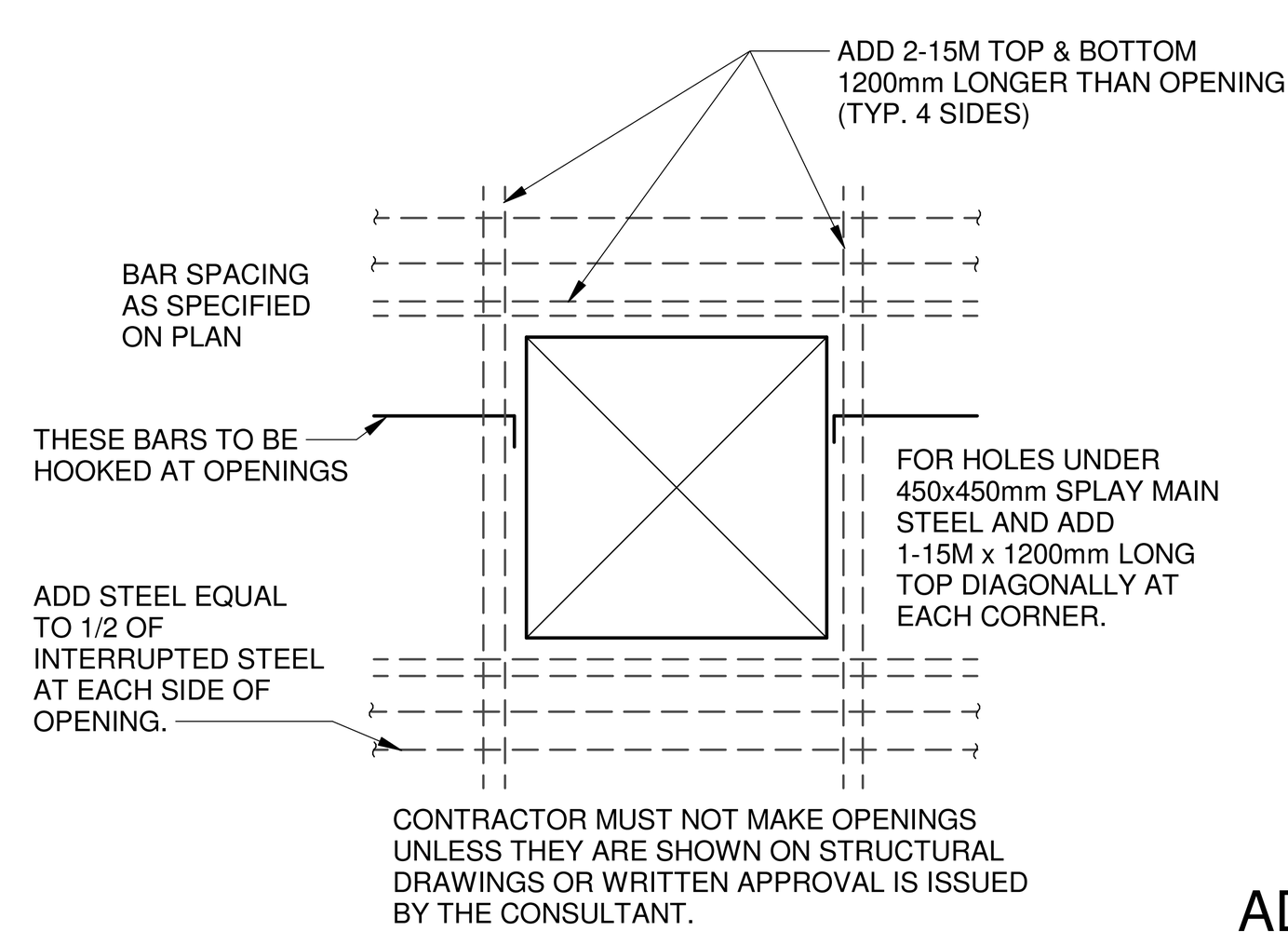

ADDED REINF. AROUND OPENINGS IN SLAB

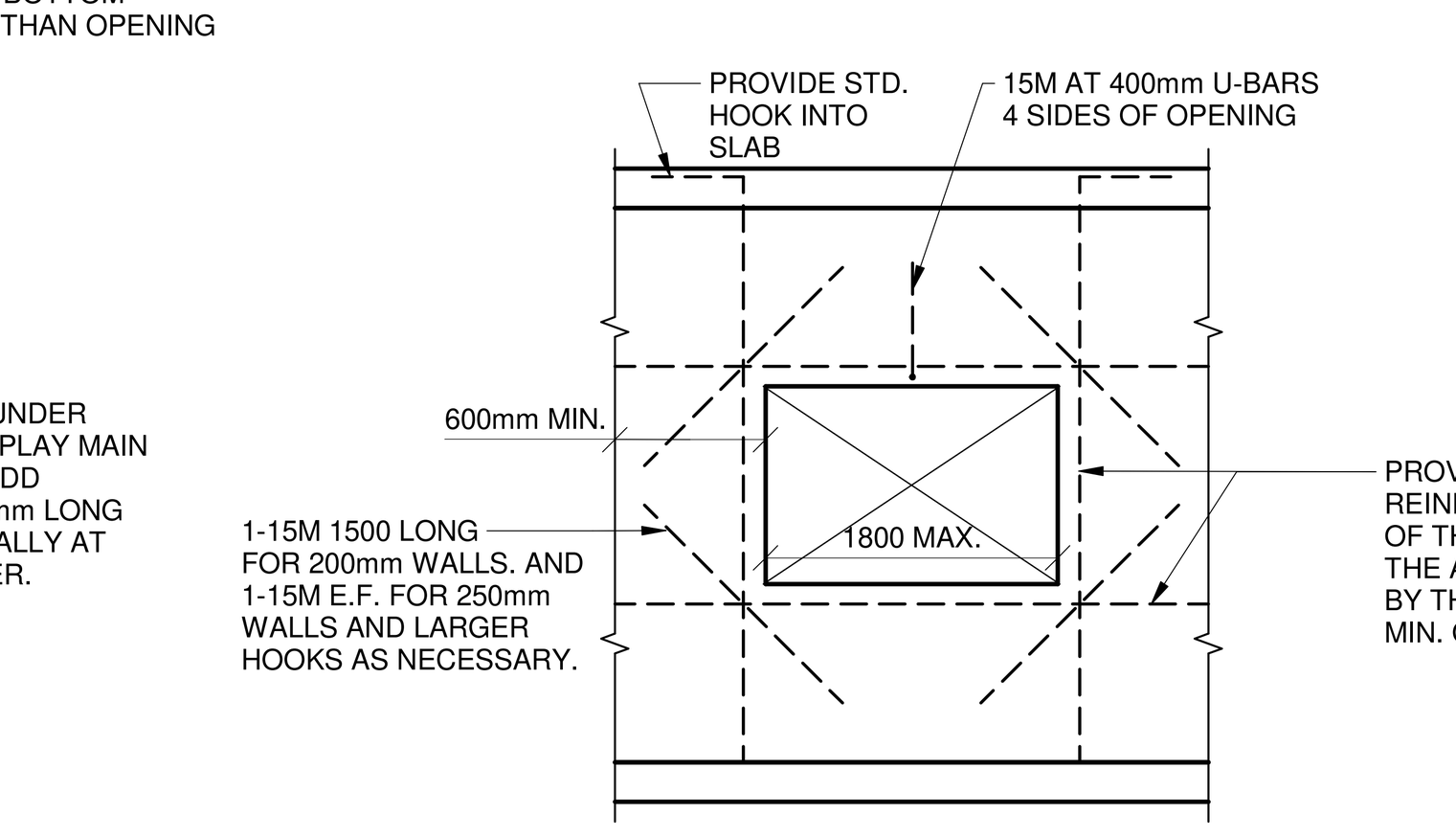

ADDED REINFORCING AROUND OPENINGS IN WALL

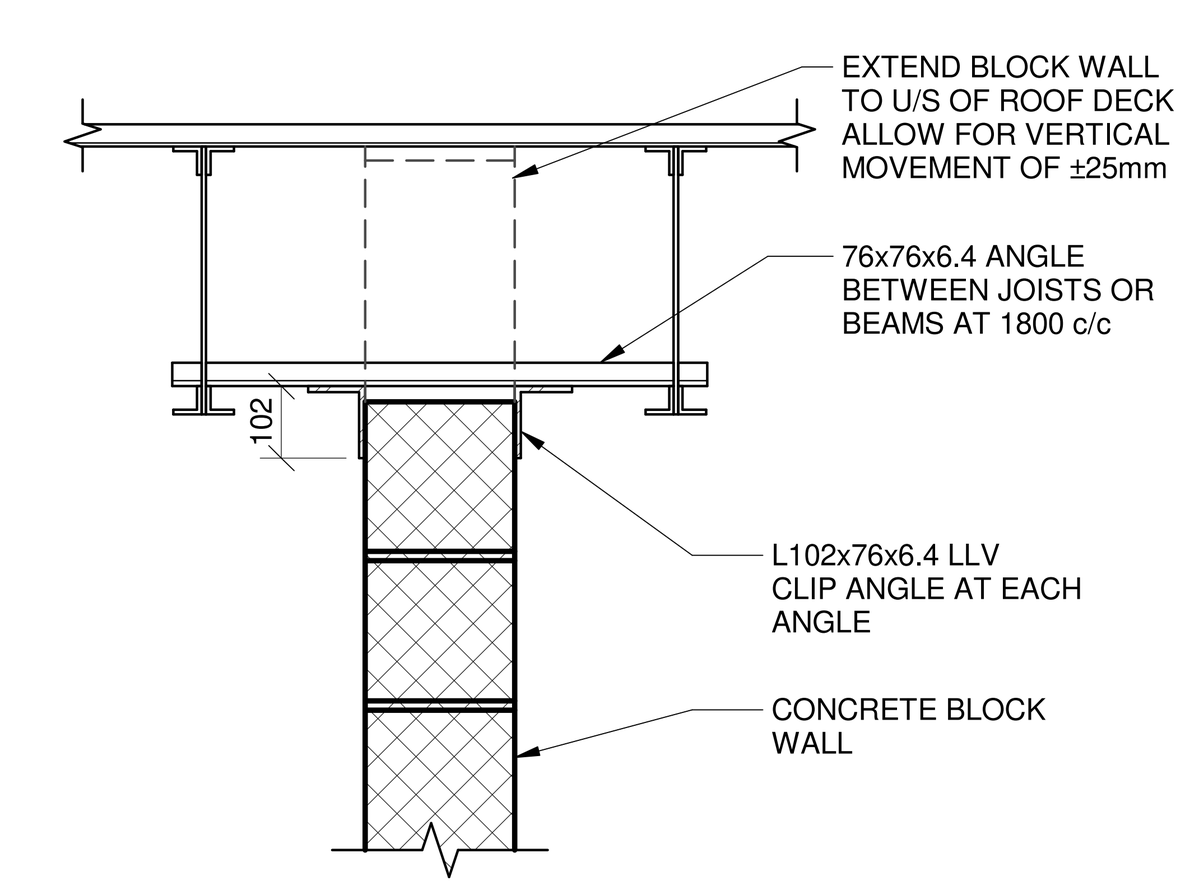

TYPICAL SUPPORT FOR NON LOAD BEARING BLOCK WALL

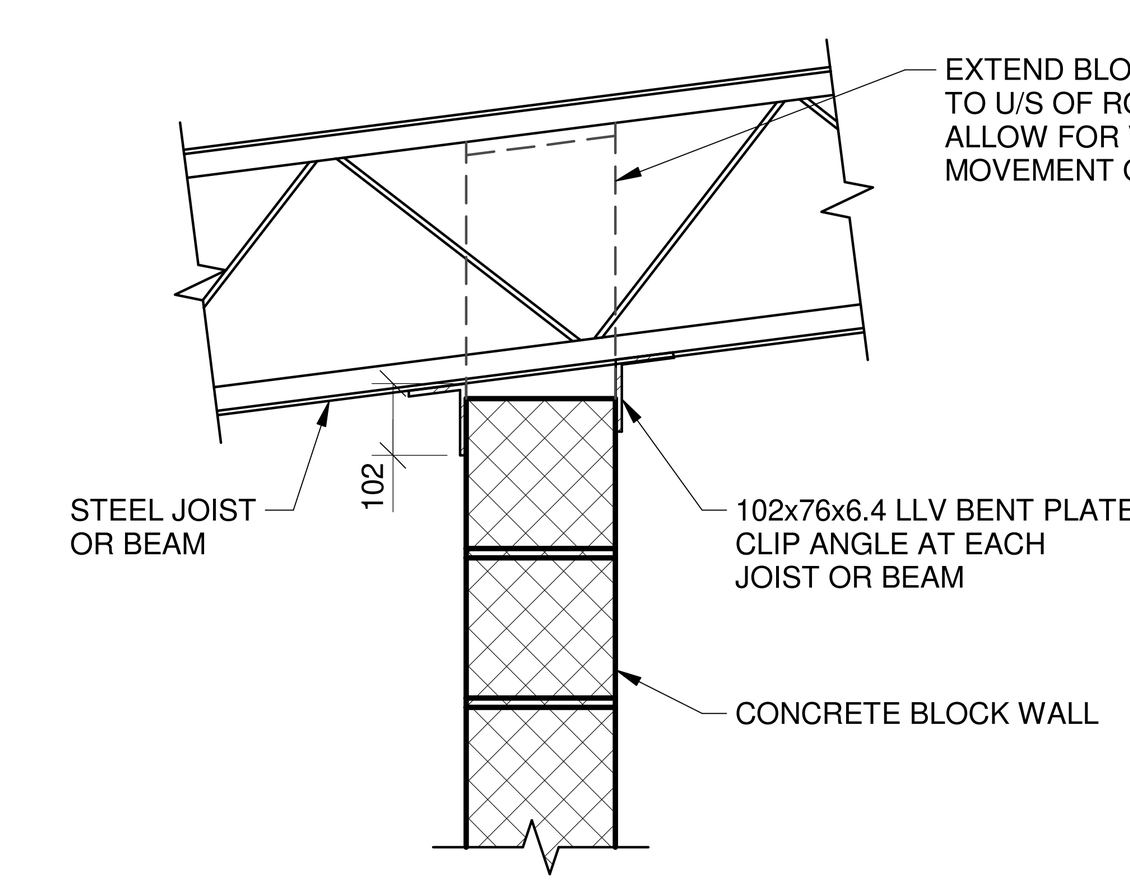

TYPICAL SUPPORT FOR NON LOAD BEARING BLOCK WALL

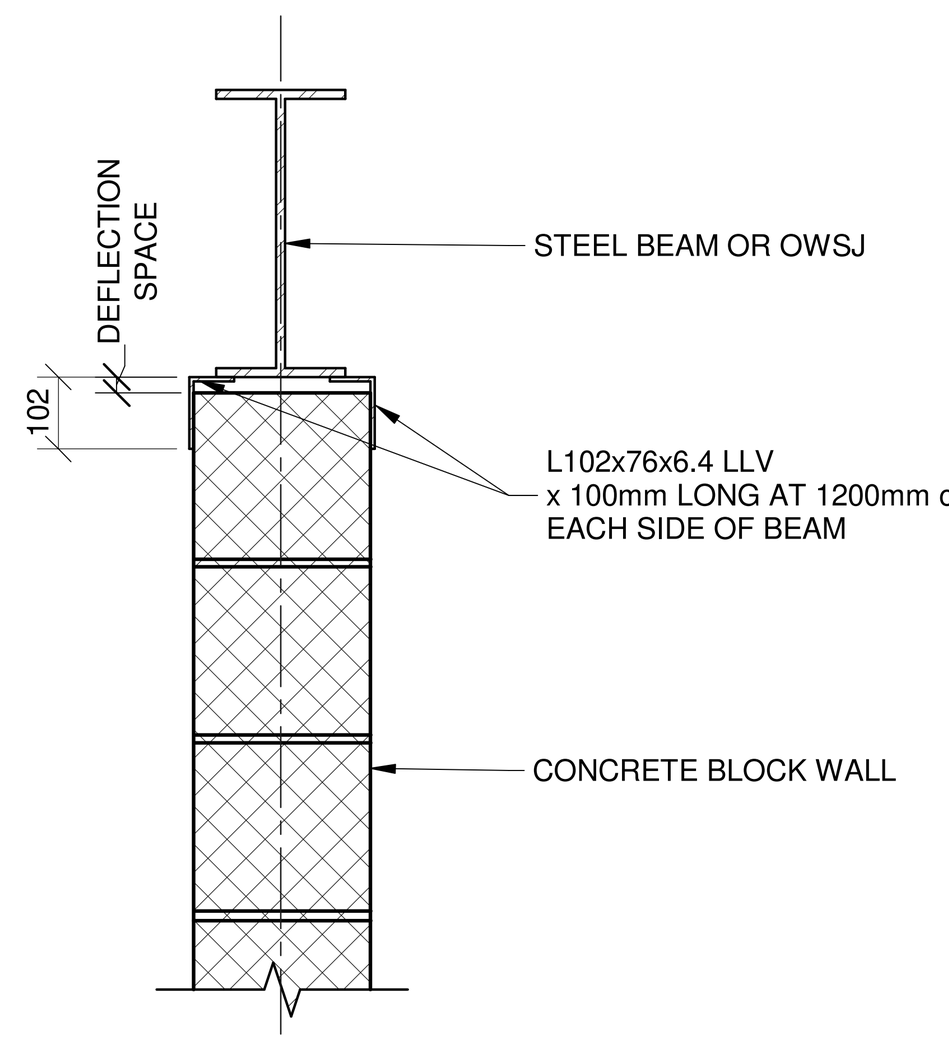

TYPICAL SUPPORT FOR NON LOAD BEARING BLOCK WALLS

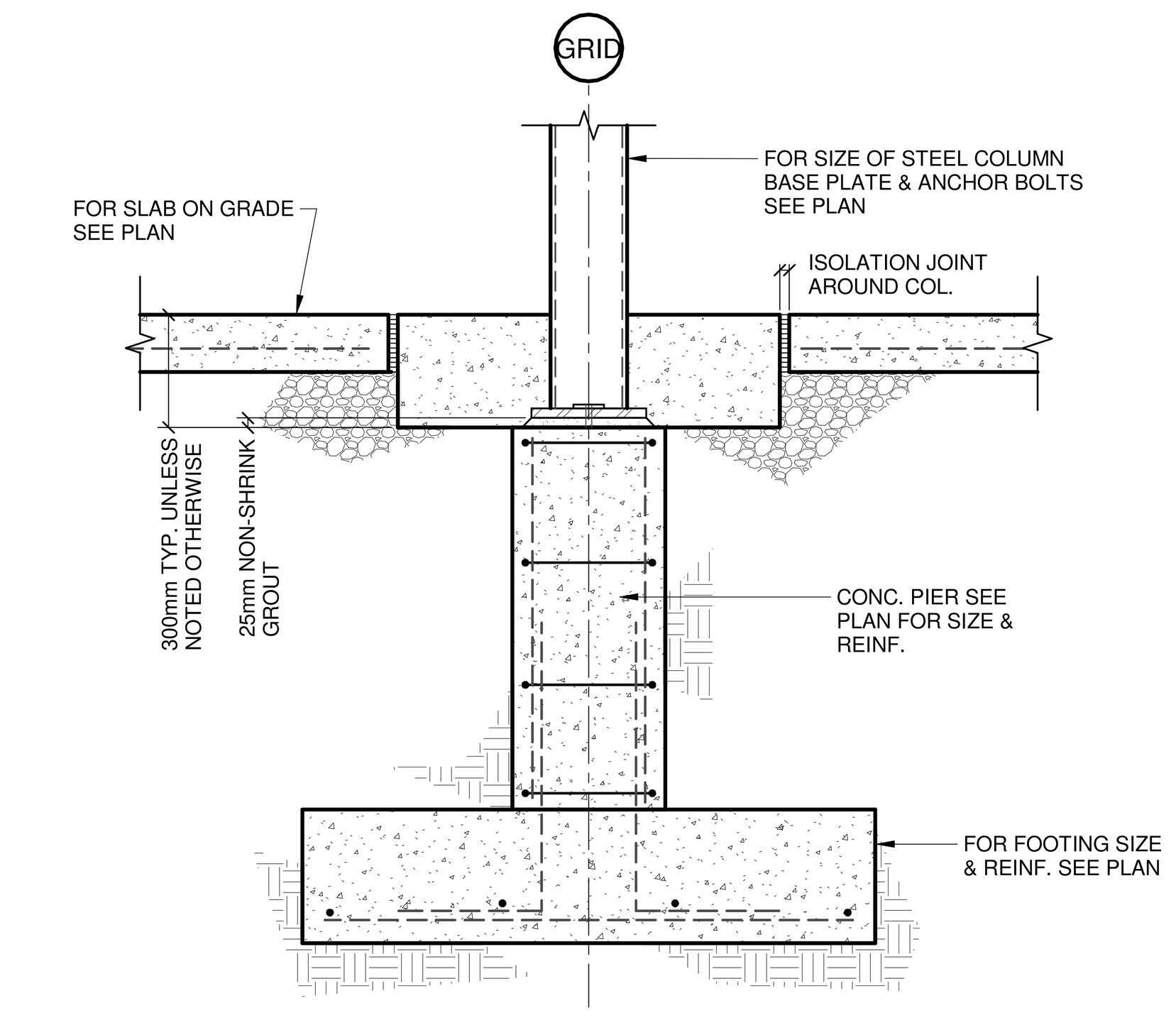

TYPICAL INTERIOR PIER DETAIL

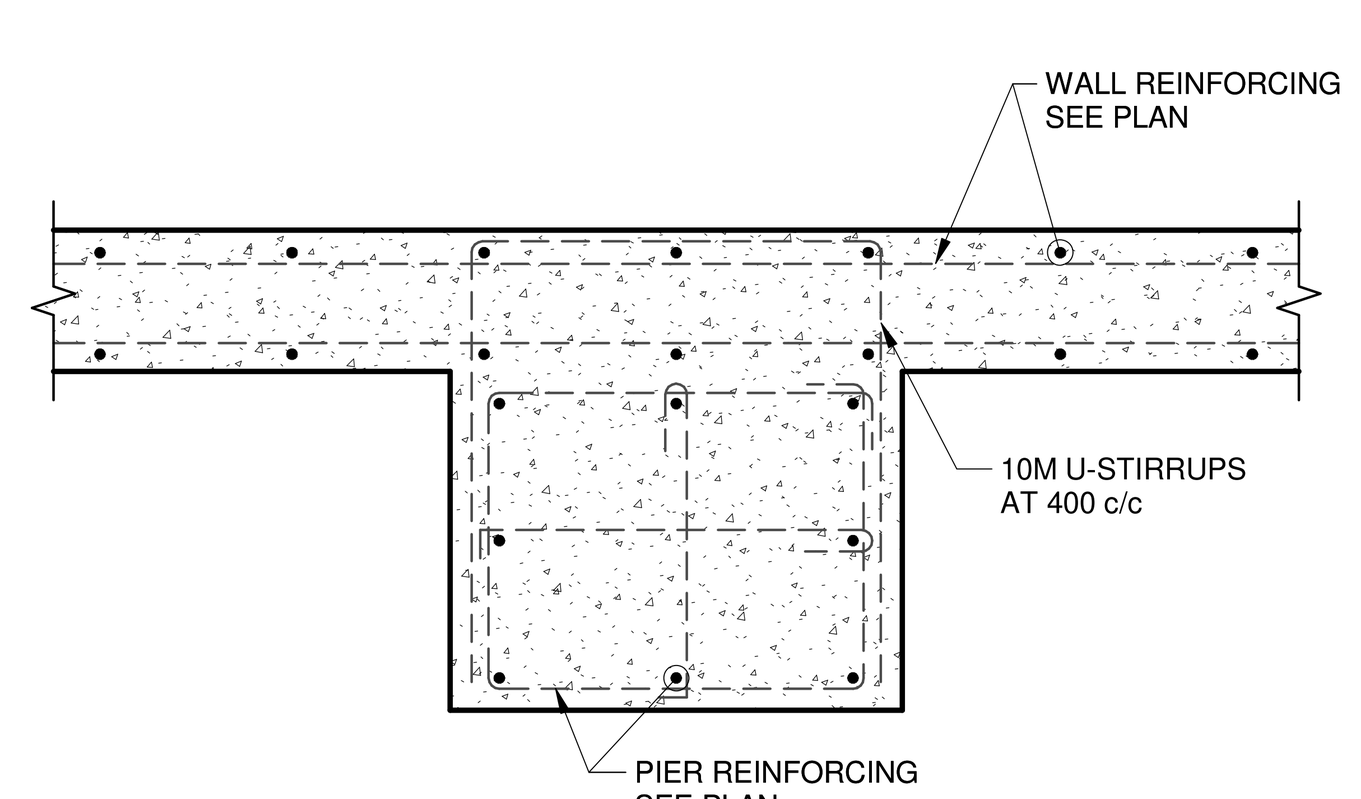

TYPICAL PIER/WALL DETAIL

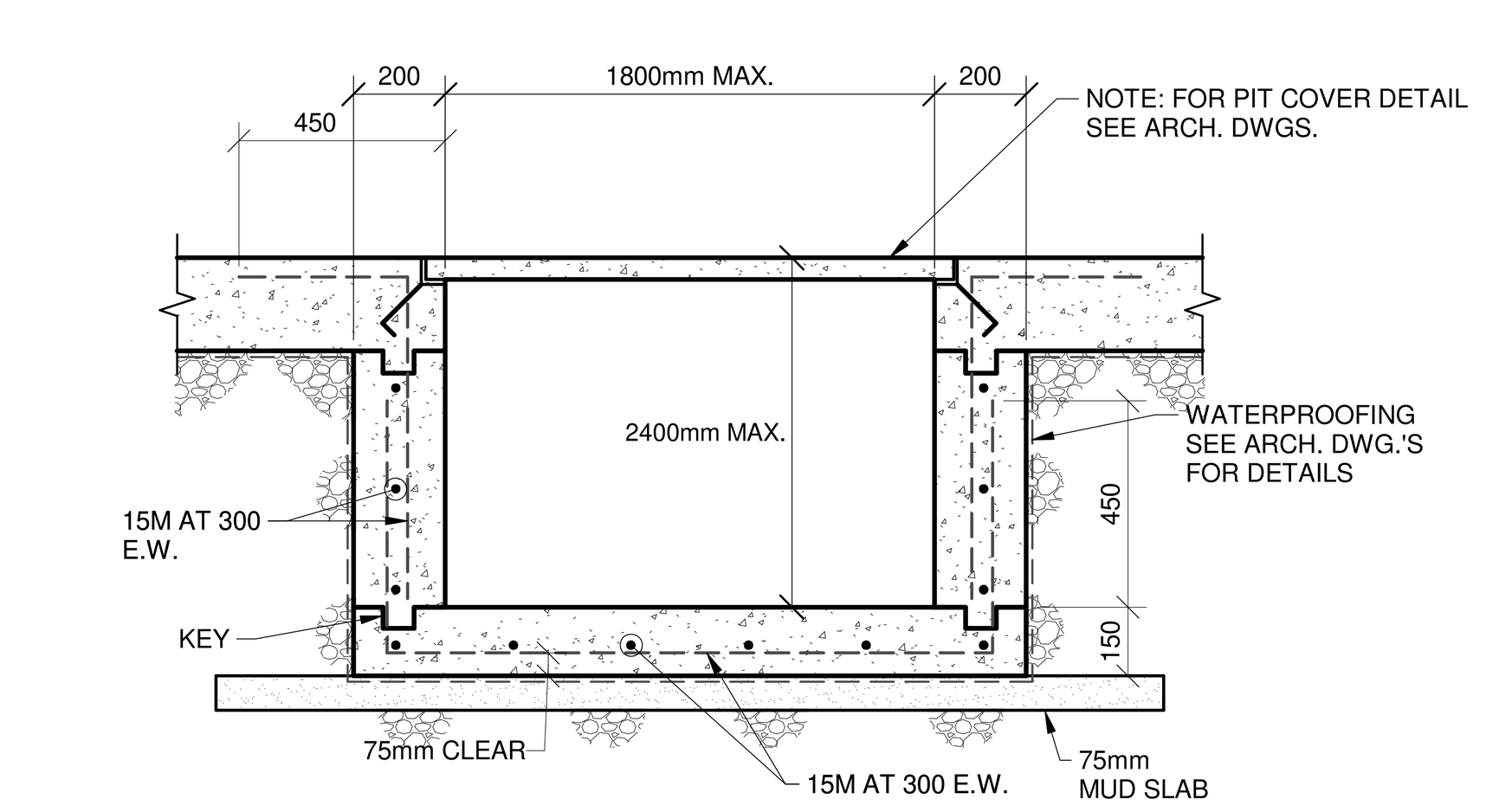

TYPICAL PIT DETAIL

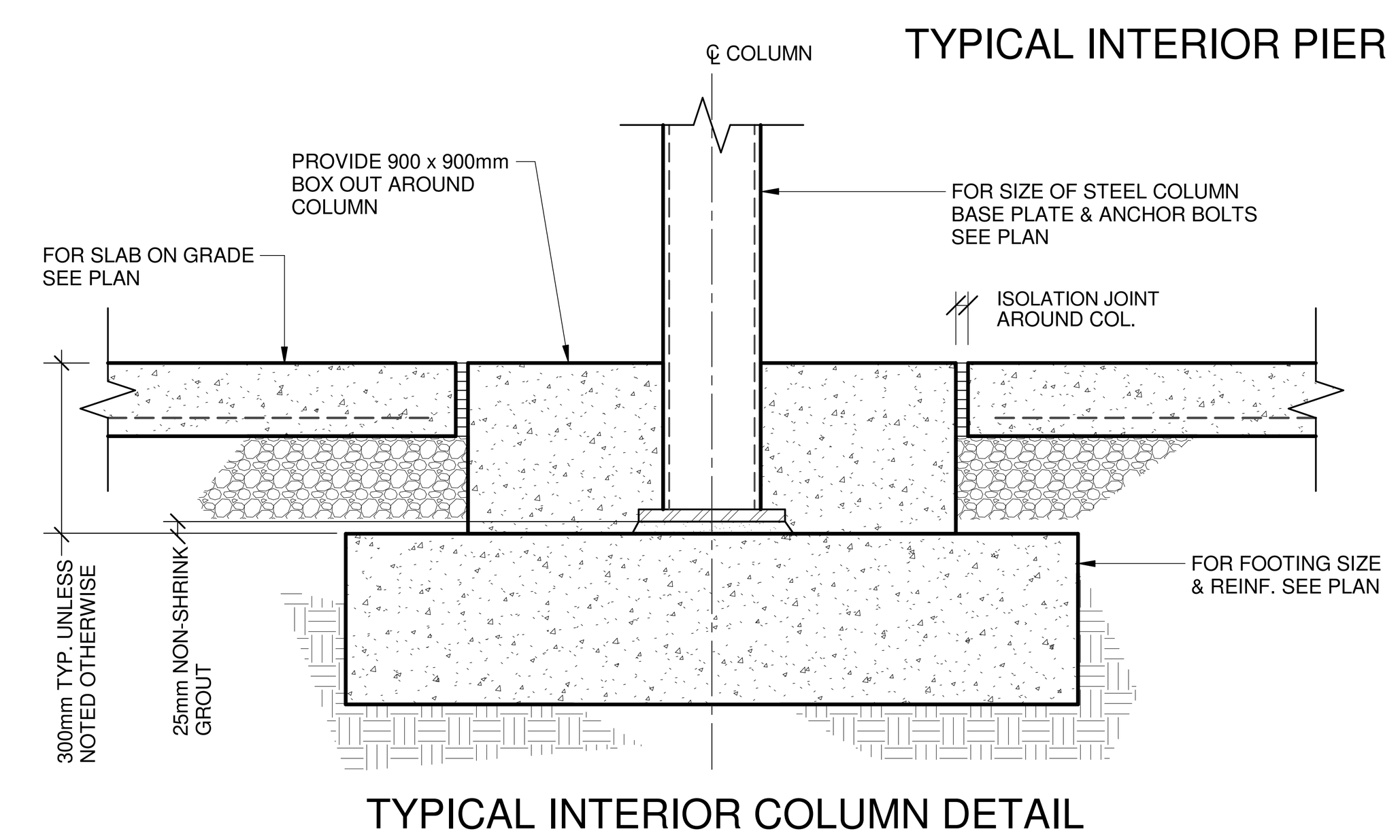

TYPICAL INTERIOR COLUMN DETAIL

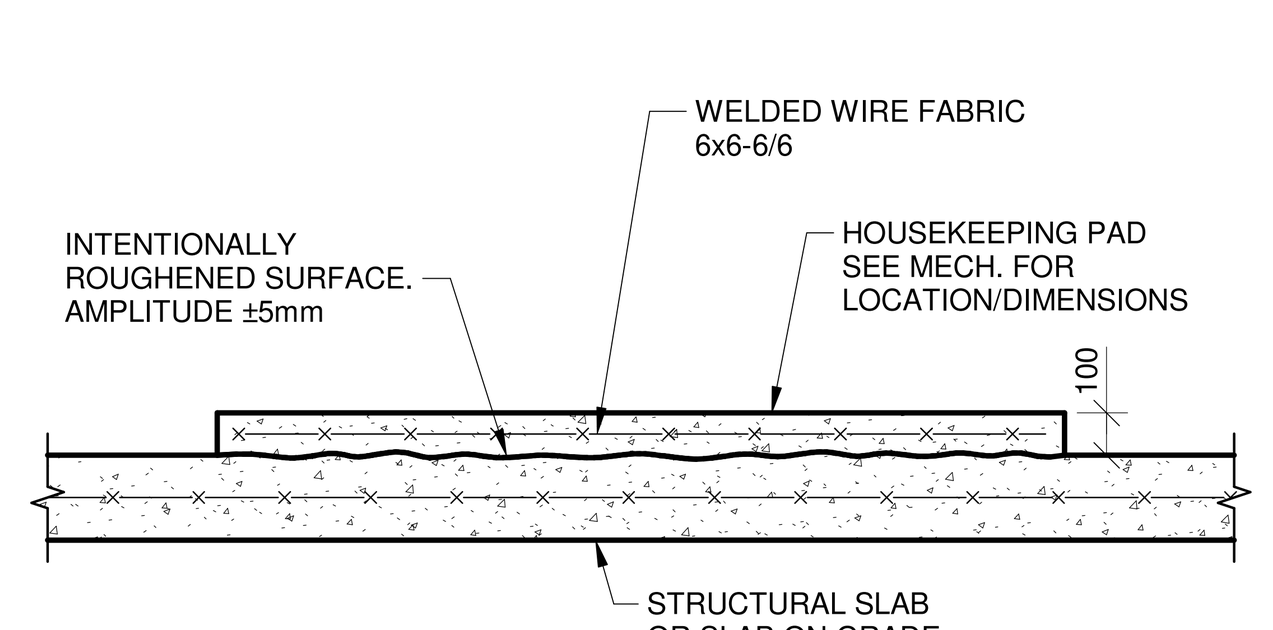

TYPICAL DETAIL - CONCRETE HOUSEKEEPING PAD

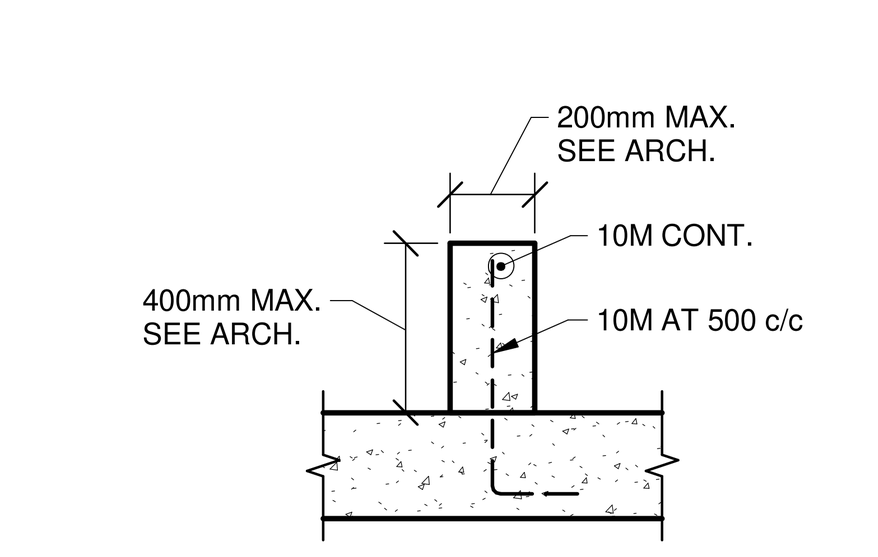

TYPICAL CONCRETE CURB REINFORCING DETAIL

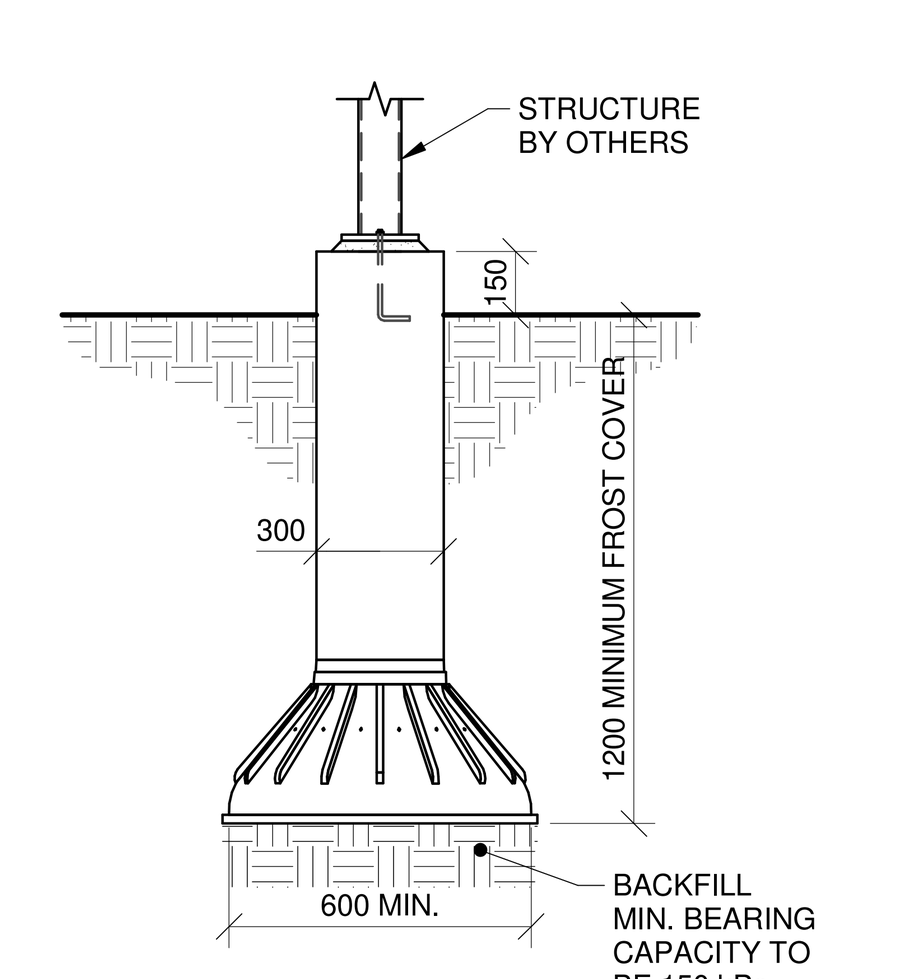

TYPICAL BIGFOOT FOOTING DETAIL

- SEE LANDSCAPE DRAWINGS FOR LOCATIONS.

GENERAL NOTES

1. ALL WORK AND MATERIALS SHALL CONFORM TO THE REQUIREMENTS SET OUT IN THE 2010 NATIONAL BUILDING CODE OF CANADA.
2. ALL WORK IS TO BE CARRIED OUT IN ACCORDANCE WITH THE NOVA SCOTIA OCCUPATIONAL HEALTH & SAFETY ACT.
3. AUTOCAD DIGITAL FILES CAN BE REQUESTED FROM CAMPBELL COMEAU ENGINEERING LIMITED AND WILL BE PROVIDED AFTER OUR DATA USE AGREEMENT HAS BEEN COMPLETED. PLEASE NOTE A FEE OF $230.00 WILL BE CHARGED FOR THIS SERVICE.
4. ALL FOOTINGS TO BE PLACED ON UNDISTURBED SOIL OR STRUCTURAL BACKFILL HAVING A MINIMUM BEARING CAPACITY OF 150 kPa.
5. ANY EXCAVATION IN PROXIMITY OF THE EXISTING FOOTINGS MUST BE APPROVED BY THE SOILS ENGINEER PRIOR TO COMMENCEMENT AND COMPLETED UNDER HIS CONTINUAL SUPERVISION.
6. SUB-BASE UNDER SLABS ON GRADE SHALL BE COMPACTED TO 100% STANDARD PROCTOR DENSITY. COMPACTION SHALL BE VERIFIED IN WRITING BY THE SOILS ENGINEER PRIOR TO POURING OF SLABS.
7. BACKFILLING AGAINST WALLS ON ONE SIDE ONLY SHALL NOT BE STARTED UNTIL TEMPORARY BRACING OR FLOOR SLABS PROVIDING SUPPORT ARE IN PLACE AND SET.
8. THE CONTRACTOR SHALL EXAMINE ALL DRAWINGS, CHECK ALL DIMENSIONS, AND REPORT ANY DISCREPANCIES BEFORE PROCEEDING WITH WORK.
9. SOIL BEARING CAPACITY SHALL BE VERIFIED BY THE SOILS ENGINEER IN WRITING PRIOR TO POURING OF FOOTINGS.
10. GEOTECHNICAL INFORMATION IS BASED ON REPORT NO. 394-005 DATED AUGUST 11, 2016 BY CONQUEST ENGINEERING.
11. ALL DESIGN LOADS NOTED ON DRAWINGS ARE WORKING LOADS.
12. 150mm PREMOULDED WATERSTOPS SHALL BE PLACED IN ALL EXPANSION, CONTRACTION AND CONSTRUCTION JOINTS AS SHOWN.
13. ALL TRADES SHALL SUBMIT SHOP DRAWINGS STAMPED BY A PROFESSIONAL ENGINEER REGISTERED IN NOVA SCOTIA, PRIOR TO COMMENCEMENT OF FABRICATION.
14. CONTRACTOR TO CONFIRM EXISTING STRUCTURE RELATED DIMENSIONS IN THE FIELD BEFORE PROCEEDING WITH THE WORK.

FORMWORK NOTES

1. DESIGN, CONSTRUCT AND REMOVE FORMWORK, FRAMING SUPPORTS AND BRACING TO CONFORM TO REQUIREMENTS SPECIFIED IN CSA-A23.1-14, AND CSA S269.1-1975, TO PROVIDE FINISHED POURED CONCRETE SURFACES WITHIN SPECIFIED TOLERANCES.
2. ALLOWABLE TOLERANCES TO REQUIREMENTS OF CSA-A23.1-14.
3. CHAMFER ALL EXTERNAL CORNERS EXPOSED TO VIEW.
4. INSTALL ITEMS SUPPLIED BY OTHERS SUCH AS INSERTS, ANCHOR BOLTS, MISCELLANEOUS FRAMES, METAL FLASHING REGLETS, HOLES, SLEEVES, LADDER RUNGS AND DOVETAIL ANCHOR SLOTS.
5. DO NOT REMOVE FORMS OR SHORES, WITHOUT PRIOR APPROVAL OF THE ENGINEER.
6. FORMS SHALL NOT BE REMOVED BEFORE THE CONCRETE HAS SET AND REACHED 70% OF ITS DESIGN STRENGTH.
   - A. BEAM SOFFITS — 7 DAYS
     RESHORE — 28 DAYS
   - B. SLABS — 7 DAYS
     RESHORE — 28 DAYS
   - C. SIDES OF BEAMS, COLUMNS AND WALLS — 3 DAYS
7. RESHORES SHALL BE PLACED AS SOON AS POSSIBLE AND IN NO CASE LATER THAN THE END OF THE WORKING DAY.
8. SHORES OR RESHORES SHALL REMAIN IN PLACE IN ORDER THAT THREE FLOORS ARE IN PLACE UNDER THE FLOOR BEING CONSTRUCTED.
9. CONSTRUCTION JOINTS SHALL BE LOCATED SO AS TO LEAST IMPAIR THE STRENGTH OF THE STRUCTURE AND TO THE ENGINEER'S APPROVAL. CONSTRUCTION JOINTS SHALL BE KEYED AND 15M DOWELS x 1050mm LONG AT 24" c/c SHALL BE ADDED. REINFORCING SHALL NOT BE INTERRUPTED.
10. FOR OPENINGS REQUIRED BY OTHER TRADES, SEE MECHANICAL AND ARCHITECTURAL DRAWINGS. NO OPENINGS SHALL BE MADE IN FLOOR SLABS NEAR A COLUMN OR A WALL WITHOUT SPECIFIC APPROVAL FROM THE ENGINEER. WHERE SMALL DIAMETER PIPING IS ALLOWED, IT SHALL BE INDIVIDUALLY SLEEVED AND LOCATED SO THAT NO REINFORCING STEEL IS CUT.
11. NO OPENINGS SHALL BE MADE IN SUSPENDED SLABS NEAR A COLUMN OR WALL WITHOUT SPECIFIC APPROVAL FROM THE ENGINEER.
12. REMOVE ALL FINS FROM VISIBLE SURFACES. FILL ALL TIE HOLES WITH PLASTIC PLUGS, CAULKING OR GROUT.
13. SEE ARCHITECTURAL SPECIFICATION FOR FORMWORK TIES TO BE USED IN WATER RETAINING TANKS.

CONCRETE NOTES

1. ALL CONCRETE SHALL CONFORM TO CSA-A23.1-14. AND BE READY MIX.
2. MINIMUM COMPRESSIVE STRENGTH OF CONCRETE AT 28 DAYS SHALL BE AS FOLLOWS:

FOOTING	25 MPa
FOUNDATION WALLS	25 MPa
COLUMNS IN WALLS	25 MPa
SLABS-SUSPENDED	30 MPa, TYPE C1
SLAB ON GRADE	25 MPa
COLUMNS AND WALLS	25 MPa
EXTERIOR SLAB ON GRADE	32 MPa
POOL AND TANK WALLS	35 MPa, TYPE C1
POOL AND TANK BASE SLABS	35 MPa, TYPE C1

3. ALL CONCRETE EXPOSED TO THE WEATHER AND SUBJECTED TO DE-ICING SALTS SHALL CONTAIN 6% ± 1% ENTRAINED AIR.
4. ALL CONCRETE ADDITIVES SHALL BE APPROVED BY THE ENGINEER.
5. NO CONCRETE SHALL BE POURED WITHOUT PRIOR APPROVAL OF THE ENGINEER.
6. ALL CONCRETE SHALL BE TESTED IN ACCORDANCE WITH CSA-A23.2-14.
7. FOR COMPRESSIVE STRENGTH TESTING OF CONCRETE A MINIMUM OF 3-6x12 CYLINDERS ARE REQUIRED FOR:
   - A. EACH DAY'S POUR
   - B. EACH TYPE OF GRADE OF CONCRETE
   - C. EACH CHANGE OF SUPPLIER
   - D. EACH 15 CU M OR FRACTION THEREOF FOR COLUMNS AND SHEARWALLS.
   - E. EACH 38 CU M OR FRACTION THEREOF FOR FOOTINGS, FOUNDATION WALLS, SLABS AND BEAMS.
   - F. ADDITIONAL TEST SPECIMENS SHALL BE TAKEN WHENEVER REQUESTED BY THE ENGINEER OR THE SUPERVISOR TO VERIFY THE CONCRETE QUALITY.
8. ALL MIX DESIGNS SHALL CONFORM TO CSA-A23.1-14.
9. ALL CONCRETE CURING SHALL CONFORM TO CSA-A23.1-14.
10. CONCRETE PROTECTIVE COVER FOR REINFORCING STEEL SHALL BE AS FOLLOWS:

A.	EXPOSED TO FILL - U/S OF FOOTING	75mm
B.	FORMED AND AGAINST FILL	50mm
C.	COLUMNS - PROTECTED	38mm
D.	BEAMS - PROTECTED	38mm
E.	COLUMNS AND BEAMS - WEATHER	50mm U.N.O.
F.	WALLS - PROTECTED	20mm
G.	WALLS - WEATHER	38mm
H.	SLABS - PROTECTED (TOP)	25mm
I.	SLABS (BOTTOM)	25mm
J.	POOL AND TANK WALLS	75mm
K.	POOL AND TANK BASE SLABS	60mm

11. CONCRETE SLAB ON GRADE MINIMUM THICKNESS 100mm AND REINFORCED WITH 6 x 6 6/6 WWF.
12. AT LEAST TWO HOURS SHALL ELAPSE AFTER POURING OF COLUMNS AND WALLS BEFORE FLOOR MEMBERS SUPPORTED THEREON ARE PLACED.

POST INSTALLED ANCHOR NOTES

1. POST-INSTALLED ANCHORS SHALL BE INSTALLED AS INDICATED ON THE STRUCTURAL DRAWINGS.
2. SUBSTITUTION REQUESTS FOR ALTERNATE PRODUCTS MUST BE APPROVED IN WRITING BY THE ENGINEER PRIOR TO USE. THE CONTRACTOR SHALL PROVIDE CALCULATIONS DEMONSTRATING THAT THE SUBSTITUTED PRODUCT IS CAPABLE OF ACHIEVING THE PERFORMANCE VALUES OF THE SPECIFIED PRODUCT.
3. INSTALL ANCHORS AS PER THE MANUFACTURERS INSTRUCTIONS, AND AS INCLUDED IN THE ANCHOR PACKAGING.
4. ANCHORS ARE TO BE CLEAN AND FREE OF ALL DEBRIS INCLUDING DUST AND OIL PRIOR TO INSTALLATION.
5. HOLES IN CONCRETE CREATED FOR THE INSTALLATION OF ANCHORS SHALL BE DRILLED AND CLEANED AS PER THE MANUFACTURERS INSTRUCTIONS.
6. INSTALL ANCHORS IN ACCORDANCE WITH SPACING AND EDGE CLEARANCES INDICATED ON THE DRAWINGS.
7. THE CONTRACTOR SHALL ARRANGE FOR AN ANCHOR MANUFACTURER'S REPRESENTATIVE TO PROVIDE ONSITE INSTALLATION TRAINING FOR ALL OF THEIR ANCHORING PRODUCTS SPECIFIED. ALL WORKERS INSTALLING ANCHORS SHALL BE CERTIFIED BY THE ANCHOR MANUFACTURER.
8. NO EXISTING REINFORCING STEEL SHALL BE CUT UNLESS NOTED OTHERWISE. THE CONTRACTOR SHALL UNDERTAKE TO LOCATE THE POSITION OF THE REINFORCING BARS AT THE LOCATIONS OF THE CONCRETE ANCHORS. ANY CONFLICTS SHALL BE REPORTED TO THE ENGINEEER PRIOR TO DRILLING.
9. ADHESIVE ANCHORS SHALL BE INSTALLED IN CONCRETE HAVING A MINIMUM AGE OF 21 DAYS AT THE TIME OF ANCHOR INSTALLATION.
10. CONCRETE TEMPERATURE AND MOISTURE CONDITION SHALL BE WITHIN ACCEPTABLE RANGES AT THE TIME OF ANCHOR INSTALLATION. THE CONTRACTOR SHALL CONSULT THE MANUFACTURES INSTERUCTIONS FOR EACH PRODUCT USED IN ORDER TO DETERMINE ACCEPTABLE ANCHOR INSTALLATION CONDITIONS.

REINFORCING STEEL NOTES

1. ALL REINFORCING STEEL SHALL HAVE A MINIMUM YIELD STRENGTH OF 400 MPa AND SHALL CONFORM TO CSA G30.18-09 (R2014).
2. ALL REINFORCING STEEL SHALL BE DETAILED, FABRICATED, PLACED AND SUPPORTED IN ACCORDANCE WITH REINFORCING STEEL MANUAL OF STANDARD PRACTICE (FOURTH EDITION, 2004) BY THE REINFORCING STEEL INSTITUTE OF CANADA, AND CSA-A23.3-14.
3. ALL WWF SHALL CONFORM TO CSA G30.3-M1998 AND CSA G30.5-M1998. ALL WWF SHALL BE SUPPLIED IN FLAT SHEETS ONLY. INSTALL AS PER DETAILS ON THIS DRAWING.
4. ALL REINFORCING STEEL SHALL BE LAPPED A MINIMUM OF 36 BAR DIAMETERS, UNLESS NOTED OTHERWISE.
5. ALL REINFORCING STEEL PLACED OVER COLUMNS SHALL BE PLACED AS PER DETAILS SHOWN ON SLAB REINFORCING DRAWINGS.
6. TOP BARS IN SLABS MUST BE SUPPORTED ACCURATELY ON STEEL CHAIRS TO GIVE SPECIFIED CONCRETE COVER. WHERE U/S OF SLAB IS TO BE EXPOSED, USE PLASTIC COATED CHAIRS OR APPROVED EQUAL.
7. ALL CONDUITS PLACED IN THE SLAB SHALL BE PLACED OR POSITIONED ON TOP OF THE BOTTOM STEEL, AND SHALL NOT BE PLACED NEAR COLUMNS OR WITHIN DROP PANELS.
8. THE CONTRACTOR SHALL PROVIDE CONTINUOUS SUPERVISION DURING THE PLACEMENT OF CONCRETE TO ENSURE THAT THE REINFORCING STEEL IS MAINTAINED IN ITS CORRECT POSITION.
9. ALL WALLS SHALL BE REINFORCED WITH 10M BARS AT 400mm EACH FACE, EACH WAY EXCEPT AS NOTED.
10. ALL TEMPERATURE REINFORCING STEEL, I.E. HORIZONTAL WALL REINFORCING STEEL SHALL BE LAPPED WITH A CLASS 'B' TENSION SPLICE.
11. TOP WALL DOWELS INTO FLOOR SLAB MUST BE SUPPORTED ACCURATELY TO GIVE NOT MORE THAN 25mm CONCRETE COVER OVER HORIZONTAL LEG IN SLAB.

MASONRY NOTES

ALL MASONRY CONSTRUCTION TO CSA-A371-04 (R2014) MASONRY CONSTRUCTION FOR BUILDINGS.

1. ALL MASONRY UNITS TO BE GRADE 'A' UNITS T0 CSA-A165-04 (R2014).
2. ALL MASONRY UNITS TO CSA-A371-04 (R2014).
3. ALL MASONRY MORTAR FOR BLOCKS SHALL BE TYPE 'S' TO CSA-A179-04 (R2014).
4. ALL GROUT 21 MPa TO CSA-A179-04 (R2014).
5. MASONRY UNITS:
   - METHOD B - CSA-A165-04 (R2014) AND A179-04 (R2014).
   - fc' 15 MPa
   - ALL 200mm HOLLOW
6. MASONRY CONSTRUCTION:
   - RUNNING BOND
   - MASONRY BONDING OF CORNERS
   - FULL HEAD & BED JOINTS
7. TESTING:
   - 3 MASONRY UNITS PER 500m² OF WALL FOR EACH STRENGTH.
   - MORTAR TO CSA-A179 FOR 500m² M/WALL
   - GROUT TO CSA-A179 FOR 15m³.
8. REINFORCING STEEL:
   - JOINT 200 MPa ASTM A1064/A1064M-15 & CSA G30.3
   - BARS 400 MPa CSA G30.18-09 (R2014)
9. ALL MASONRY UNITS SHALL BE PILED ABOVE GROUND IN A DRY LOCATION. DURING FREEZING WEATHER ALL MASONRY UNITS SHALL BE PROTECTED WITH TARPAULINS.
10. ALL MORTAR AND GROUT MATERIAL SHALL BE STORED UNDER COVER IN A DRY PLACE.
11. NO ADMIXTURES SHALL BE USED IN EITHER MORTAR OR GROUT WITHOUT APPROVAL OF THE ENGINEER.
12. GROUT FOR REINFORCED HOLLOW UNITS SHALL BE MIXED BY VOLUME AS FOLLOWS: 1-PART PORTLAND CEMENT, 3-PARTS MASONRY SAND, 2-PARTS PEA GRAVEL. GROUT SHALL HAVE A SLUMP OF 250 - 275mm.
13. REINFORCING BARS SHALL BE LAPPED AS FOLLOWS WHEN SPLICED:
    15M - 635mm
    20M - 890mm
14. ALL CONCRETE BLOCK WALLS SHALL BE REINFORCED WITH LADDER TYPE HORIZONTAL BLOCK REINFORCEMENT EVERY SECOND COURSE TO CSA-S304-14. LAP REINFORCEMENT 150mm AT EACH SPLICE.
15. HOLLOW MASONRY UNITS SHALL BE LAID WITH FACE SHELL BED AND HEAD JOINTS. IN ADDITION, THE WEBS SHALL BE LAID IN A FULL BED IN ALL COURSES OF PIERS, COLUMNS AND PILASTERS AND IN THE STARTING COURSE ON FOOTINGS, SOLID FOUNDATION WALLS AND WHERE ADJACENT TO CELLS OR CAVITIES THAT ARE TO BE REINFORCED OR FILLED WITH GROUT OR CONCRETE.
16. ALL INTERSECTING OR ABUTTING MASONRY MUST BE BONDED BY MASONRY BONDING UNITS.
17. ALL MORTAR JOINTS SHALL BE 9.5mm.
18. GROUT SPACES SHALL NOT BE WETTED DOWN PRIOR TO POURING GROUT.
19. VERTICAL CELLS TO BE FILLED SHALL HAVE A VERTICAL ALIGNMENT TO MAINTAIN A CONTINUOUS UNOBSTRUCTED CELL AREA OF NOT LESS THAN 50x75mm.
20. GROUT SHALL BE POURED IN MAX. LIFTS OF 1200mm. AT LEAST ONE (1) HOUR SHALL ELAPSE BETWEEN GROUTING SUCCESSIVE LIFTS.
21. ALL GROUT SHALL BE RECONSOLIDATED ONE (1) HOUR AFTER PLACING BY INSERTING VIBRATOR ONE FOOT INTO GROUT.
22. LINTELS FOR NONBEARING WALL SHALL BE AS FOLLOWS: 200mm DEEP BLOCK LINTELS REINFORCED WITH 1-15M BOTTOM UP TO 1220mm SPAN. 1-20M BOTTOM UP TO 1800mm SPAN. FILL WITH 20 MPa CONCRETE. MORTAR IS NOT PERMITTED.
23. TOP 2 COURSES OF BLOCK BEARING WALLS SUPPORTING FLOORS AND ROOF FRAMING MUST BE FILLED SOLID WITH CONCRETE OR GROUT.
24. FOR GROUTED MASONRY WALLS THE CONTRACTOR MAY USE EITHER LOW LIFT OR HIGH LIFT GROUTING METHOD IN ACCORDANCE WITH NBCC 2010. BEFORE PROCEEDING WITH WORK, OBTAIN THE ENGINEERS APPROVAL OF ALL DETAILS OF THE PROPOSED PROCEDURE. GIVE SUFFICIENT NOTICE TO ALLOW INSPECTION OF WORK ON SITE.
25. MASONRY CONTRACTOR MUST EXERCISE UTMOST CARE TO PROVIDE FULL MORTAR JOINT COVERAGE ON ALL BEARING SURFACES OF MASONRY IN ORDER TO DEVELOP THE FULL BEARING CAPACITY OF STRUCTURAL MASONRY WALLS. ANY MASONRY FALLING SHORT OF THE ABOVE REQUIREMENTS MUST BE REPLACED.

STRUCTURAL STEEL NOTES

1. ALL STRUCTURAL STEEL SHALL BE NEW STOCK AND CONFORM TO THE FOLLOWING GRADES AND STANDARDS:
   - A. CSA-G40.21-04 (R 2009) TYPE 300W
   - B. HOLLOW STRUCTURAL SECTIONS: CSA-G40.21-04 (R 2009) TYPE 350W, CLASS 'C' OR ASTM A500 GRADE 'C'
   - C. STRUCTURAL W SHAPES: CSA-G40.21-04 (R 2009) TYPE 350W
   - D. COLD FORMED SECTIONS: CSA-S136-12. FOR MATERIAL THICKNESS LESS THAN OR EQUAL TO 0.045" (20 GAUGE), fy=230 MPa (33ksi). FOR ALL OTHER THICKNESSES, fy=345 MPa (50ksi).
2. ALL STRUCTURAL STEEL SHALL BE FABRICATED AND ERECTED IN ACCORDANCE WITH CSA-S16-14.
3. ALL WELDING SHALL BE CARRIED OUT IN ACCORDANCE WITH CSA W59-13 BY A FABRICATOR FULLY APPROVED UNDER CSA W47.1-09 (R 2013). DIVISION NO. 1 OR NO. 2.
4. ALL BOLTS, NUTS AND WASHERS FOR STRUCTURAL STEEL CONNECTIONS SHALL CONFORM TO ASTM A325.
5. ALL ANCHOR BOLTS, NUTS AND WASHERS SHALL CONFORM TO ASTM A36 OR ASTM A307.
6. ALL STEEL DECK SHALL BE GRADE 'A' STRUCTURAL QUALITY TO ASTM A653/A653M-15 AND GALVANIZED TO ASTM A653/A653M-15, Z275 (G90).
7. STEEL DECK MAY BE AN APPROVED EQUAL.
8. ELEVATIONS NOTED ON PLAN ARE TO TOP OF STEEL UNLESS OTHERWISE INDICATED. (UNDERSIDE OF DECK)
9. ALL BASE PLATES SHALL BE GROUTED SOLID WITH 1" NON-SHRINK GROUT.
10. NO HOLES SHALL BE CUT IN STRUCTURAL STEEL WITHOUT THE PRIOR APPROVAL OF THE STRUCTURAL ENGINEER.
11. BOLTS IN SLOTTED HOLE CONNECTIONS MUST BE INSTALLED CONCENTRIC WITH SLOTTED HOLES IN PLATES.
12. AT SLOTTED HOLE CONNECTIONS, BOLTS MUST BE INSTALLED HAND TIGHT ONLY, SO AS TO ALLOW FREE VERTICAL MOVEMENT IN THE CONNECTION.
13. TRADE CONTRACTOR TO ALLOW FOR EMBEDDED CONNECTION PLATE AT END OF ALL BEAMS AND ANGLES FRAMING INTO CONCRETE WALLS UNLESS OTHERWISE INDICATED.
14. INSPECTION AND TESTING OF STRUCTURAL STEEL FRAMEWORK (SUCH AS, BUT NOT LIMITED TO, BOLT TORQUE, WELD QUALITY, ALIGNMENT) SHALL BE IN ACCORDANCE WITH CSA-S16-14 AND CSA W59-13 BY A QUALIFIED INSPECTION COMPANY.
15. SPLICES IN STEEL MEMBERS OTHER THAN THOSE SHOWN ON THE DRAWINGS SHALL NOT BE PERMITTED.
16. ALL WELDED JOINTS IN ARCHITECTURALLY EXPOSED STRUCTURAL STEEL SHALL BE GROUND SMOOTH AND SHALL HAVE ALL WELD SPLATTER REMOVED.
17. FOR PREPARATION AND PAINTING OF STEEL, AND GALVANIZING OF STEEL, REFER TO THE SPECIFICATION SECTION 05 12 00.
18. ALL BOLTS IN STEEL CONNECTIONS TO BE PRETENSIONED.
19. CONNECTIONS FOR LATERAL BRACING TO BE FRICTION TYPE.
20. OPEN WEB STEEL JOIST DESIGN AND BRIDGING TO BE IN ACCORDANCE WITH CSA-S16-14.
21. PROVIDE CAMBER FOR DEAD LOAD DEFLECTION OF STEEL JOISTS IN ACCORDANCE WITH CSA-S16-14.
22. ALL STEEL JOIST SHOES TO BE 100mm DEEP U.N.O.
23. THE CENTER OF ALL OPEN WEB STEEL JOISTS BEARING IS TO COINCIDE WITH THE CENTER LINE OF THE SUPPORTING ELEMENTS UNLESS OTHERWISE INDICATED.
24. LIVE LOAD DEFLECTIONS OF STEEL JOISTS AND STEEL DECK SHALL NOT EXCEED L/360.
25. STEEL DECK FASTENING REQUIREMENTS: (UNLESS NOTED OTHERWISE)
    1) ROOF DECK:
       (a) FOUR 19mm EFFECTIVE DIA. PUDDLE WELDS PER TRANSVERSE SUPPORT
       (b) CLINCH SIDE LAPS AT 600mm c/c.
       (c) WELD DECK TO PERIMETER ANGLE OR SPANDREL BEAMS WITH 20mm EFFECTIVE DIA. PUDDLE WELDS AT 300mm c/c.
26. WHERE STEEL DECK DIRECTIONS CHANGES PROVIDE 102x102x6.4 ANGLE.
27. ALL DESIGN LOADS NOTED ON DRAWINGS ARE WORKING LOADS.
28. ALL TRADES SHALL SUBMIT SHOP DRAWINGS STAMPED BY A PROFESSIONAL ENGINEER REGISTERED IN NOVA SCOTIA PRIOR TO COMMENCEMENT OF FABRICATION.
29. ALL OPEN WEB JOISTS TO BE DESIGNED FOR A CONTINUOUS TOP CHORD WIND LOAD OF 12 kN TO BE TRANSFERRED FROM SUPPORTING ELEMENT INTO ROOF BRACING SYSTEM UNLESS OTHERWISE NOTED.
30. ALL OPEN WEB JOISTS TO BE DESIGNED FOR WIND UPLIFT IN ACCORDANCE WITH THE REQUIREMENTS OF THE NATIONAL BUILDING CODE OF CANADA. MINIMUM 1.0 KPa OR 20 PSF.

TIMBER FRAMING NOTES

1. ALL TIMBER MEMBERS SHALL BE DESIGNED, FABRICATED AND INSTALLED IN ACCORDANCE WITH CSA-086-14 AND THE NBCC PART 4.
2. ALL TIMBER FRAMING SHOP DRAWINGS, INCLUDING DECKING, TO BE SUBMITTED FOR REVIEW BY THE ENGINEER PRIOR TO FABRICATION AND SHALL HAVE THE STAMP OF A PROFESSIONAL ENGINEER REGISTERED IN NOVA SCOTIA. DRAWINGS ARE TO INCLUDE HANGERS, CONNECTIONS ETC.
3. LIMIT LIVE LOAD DEFLECTION TO L/360TH OF SPAN.
4. AT BEAM AND JOIST BEARING POINTS WHERE THE ALLOWABLE COMPRESSION PERPENDICULAR TO THE GRAIN IS EXCEEDED, SUPPLIER SHALL PROVIDE BEARING PLATES.
5. ALL LUMBER SHALL BE No. 1/ No. 2 GRADE SPF IN ACCORDANCE WITH CSA-086-14 UNLESS NOTED OTHERWISE.
6. GLULAM BEAMS TO BE GRADE SPF 20f-EX.
7. ALL NAILS, SPIKES AND STAPLES SHALL BE IN ACCORDANCE WITH NBCC CLAUSE 9.23.3.
8. PRE-DRILL ALL LAG BOLT HOLES PRIOR TO INSTALLING BOLTS.
9. ALL BOLTS FOR NAILERS FOR DECKING TO HAVE WASHERS.
10. ALL BOLTS, NAILS, SPIKES AND CONNECTION HARDWARE TO BE HOT DIPPED GALVANIZED U.N.O.

Contractor must check and verify all dimensions on the job, and report any discrepancies to the Architect before proceeding with the work.

Do not scale this drawing.

REVISIONS AND ISSUES

REV	DESCRIPTION	DATE
1	ISSUED FOR TENDER	2018-03-01

MJMA
maclennan jaunkalns miller architects
425 adelaide street west level 6
toronto ontario m5v 3c1
416 593 6796
www.mjmarchitects.com

TEAL Architects+Planners
1660 Hollis Street, Suite 1101
Halifax, Nova Scotia B3J 1V7
www.tealarchitects.com

CAMPBELL COMEAU ENGINEERING LTD.
STRUCTURAL ENGINEERS
2719 GLADSTONE STREET, SUITE 110
HALIFAX NS, B3K 4W6
T: 902 429 5454 F:902 444 3099

Smith + Andersen
MECHANICAL ENGINEERS
500-4211 Yonge Street
Toronto, Ontario, M2P 2A9
T: 416 487 8151 F: 416 487 9104

Smith + Andersen
ELECTRICAL ENGINEERS
1969 Upper Water Street, Suite 1905
Halifax, Nova Scotia, B3J 3R7
T: 902 440 0981 F: 416 487 9104

Strum Consulting
CIVIL ENGINEERS
Railside, 1355 Bedford Highway
Bedford, NS B4A 1C5
T: 902 835 5560 F: 902 835 5574

EAST HANTS
We live it!

Municipality of East Hants
Parks, Recreation and Culture
Lloyd E Matheson Centre
15 Commerce Court
Elmsdale, NS B2S 3K5
T: 902 883-7098

KEYPLAN

NORTH ARROW

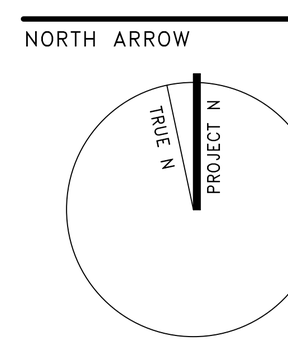

REGISTERED PROFESSIONAL ENGINEER
DATE 12 Feb 2018
G. P. U. Comeau
10666
PROVINCE OF NOVA SCOTIA

PROJECT TITLE
EAST HANTS AQUATIC CENTRE
Commerce Court, Elmsdale, NS

DRAWING TITLE
NOTES AND TYPICAL DETAILS

SCALE
As indicated

DATE

PROJECT NUMBER
31016

DRAWING NUMBER
S101

27/02/18 12:52:13 PM
BIM 360://1609-EHAC/S_31016_East Hants Aquatic Centre_Central R17.rvt

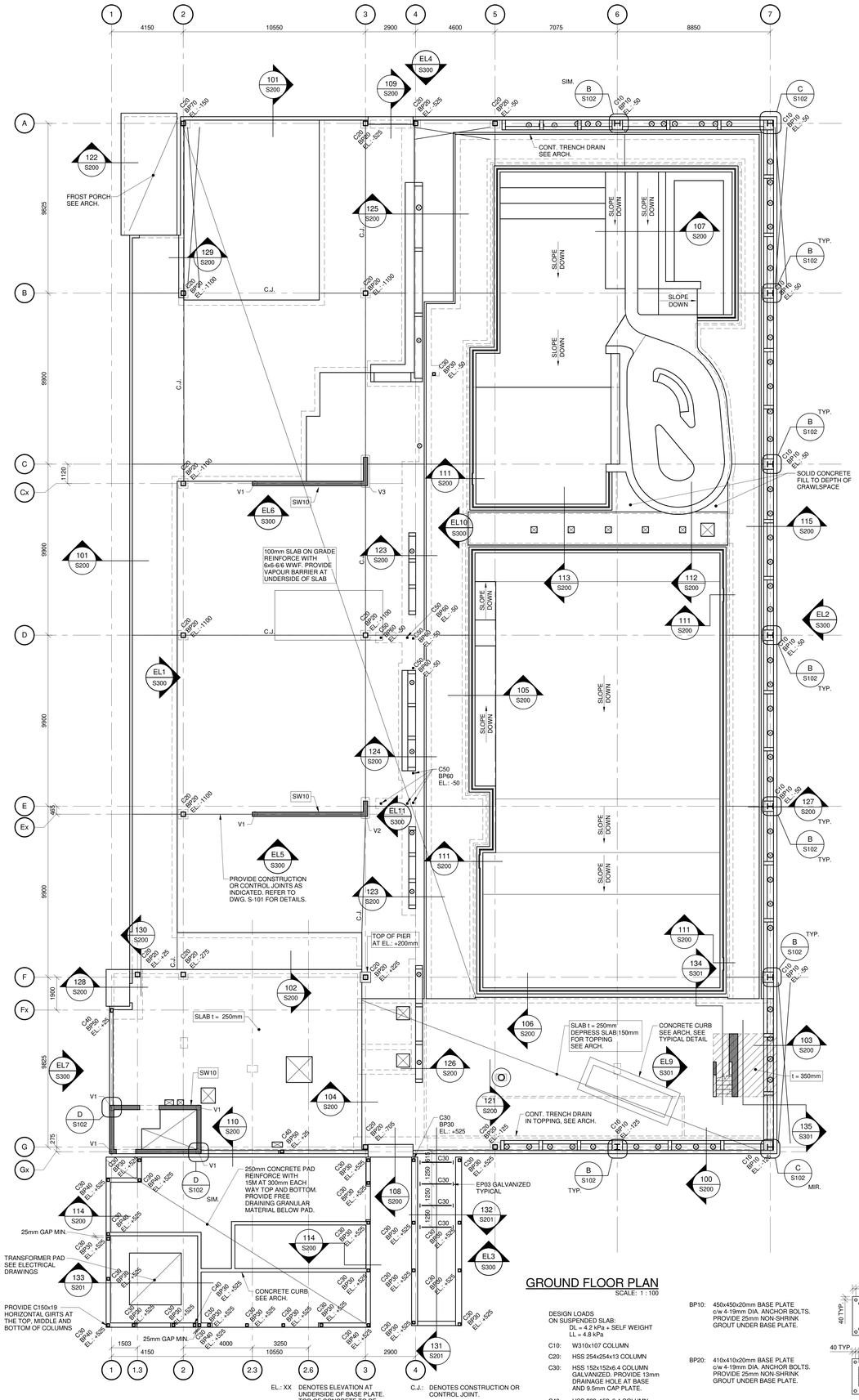

GROUND FLOOR PLAN

SCALE: 1 : 100

EL.: XX DENOTES ELEVATION AT UNDERSIDE OF BASE PLATE. TOP OF CONCRETE TO BE 25mm LOWER.

C.J.: DENOTES CONSTRUCTION OR CONTROL JOINT.

SW10 : 250mm CONCRETE SHEARWALL REINFORCE WITH 15M AT 500 E.F. HORIZONTAL AND 15M AT 500 E.F. VERTICAL DOWELED FROM FOOTINGS PROVIDE 15M AT 500 U-BARS AT EACH END AND AT OPENINGS. PROVIDE CLASS 'B' TENSION LAP AT ALL SPLICE LOCATIONS.

DESIGN LOADS ON SUSPENDED SLAB:
DL = 4.2 kPa + SELF WEIGHT
LL = 4.8 kPa

C10: W310x107 COLUMN

C20: HSS 254x254x13 COLUMN

C30: HSS 152x152x6.4 COLUMN
GALVANIZED. PROVIDE 13mm DRAINAGE HOLE AT BASE AND 9.5mm CAP PLATE.

C40: HSS 203x152x6.4 COLUMN

C50: HSS 76x76x6.4 COLUMN

BP10: 450x450x20mm BASE PLATE c/w 4-19mm DIA. ANCHOR BOLTS. PROVIDE 25mm NON-SHRINK GROUT UNDER BASE PLATE.

BP20: 410x410x20mm BASE PLATE c/w 4-19mm DIA. ANCHOR BOLTS. PROVIDE 25mm NON-SHRINK GROUT UNDER BASE PLATE.

BP30: 300x180x20mm BASE PLATE, GALVANIZED c/w 4-19mm DIA. ANCHOR BOLTS. PROVIDE 25mm NON-SHRINK GROUT UNDER BASE PLATE.

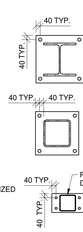

BP40: 20mm BASE PLATE, GALVANIZED c/w 4-19mm DIA. ANCHOR BOLTS. PROVIDE 25mm NON-SHRINK GROUT UNDER BASE PLATE.

BP50: 280x170x20mm BASE PLATE c/w 2-19mm DIA. ANCHOR BOLTS. PROVIDE 25mm NON-SHRINK GROUT UNDER BASE PLATE.

BP60: 100x200x20mm BASE PLATE c/w 2-16mm DIA x 100mm LONG KBS ANCHORS BY HILTI.

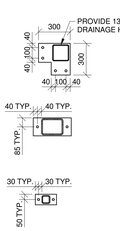

BP70: 410x410x20mm BASE PLATE c/w 4-19mm DIA. ANCHOR BOLTS. PROVIDE 25mm NON-SHRINK GROUT UNDER BASE PLATE.

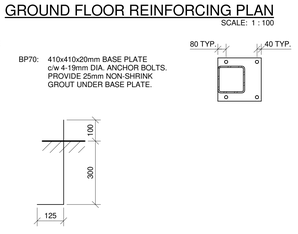

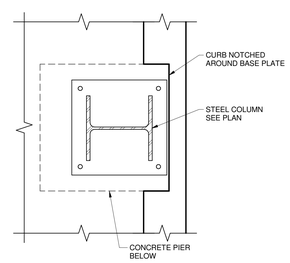

B S102 PLAN DETAIL
SCALE: 1 : 10

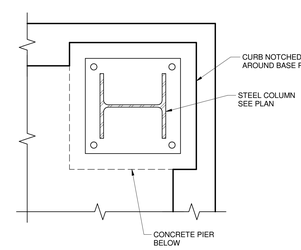

C S102 PLAN DETAIL
SCALE: 1 : 10

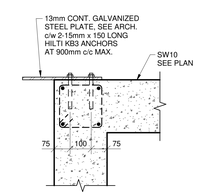

D S102 PLAN DETAIL
SCALE: 1 : 10

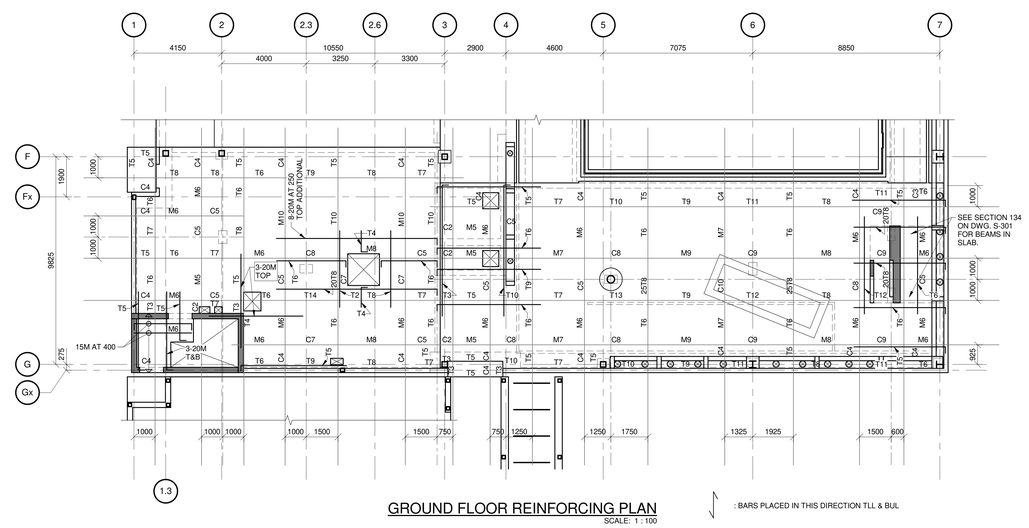

GROUND FLOOR REINFORCING PLAN

SCALE: 1 : 100

: BARS PLACED IN THIS DIRECTION TLL & BUL

: BARS PLACED IN THIS DIRECTION TUL & BLL

REINFORCING BAR DESIGNATION

TOP BARS	COLUMN AND MIDDLE STRIPS	SS T NN — SIZE IF OTHER THAN 15M
BOTTOM BARS	COLUMN STRIP	SS C NN — SIZE IF OTHER THAN 15M
	MIDDLE STRIP	SS M NN — SIZE IF OTHER THAN 15M
	NN = NUMBER OF BARS IN STRIP	

NOTE: ALL BARS 15M UNLESS NOTED OTHERWISE.

Contractor must check and verify all dimensions on the job, and report any discrepancies to the Architect before proceeding with the work.

Do not scale this drawing.

REVISIONS AND ISSUES

REV	DESCRIPTION	DATE
1	ISSUED FOR TENDER	2018-03-01

MJMA
maclennan jaunkalns miller architects
425 adelaide street west level 6
toronto ontario m5v 3c1
416 593 6796
www.mjmarchitects.com

TEAL Architects+Planners
1660 Hollis Street, Suite 1101
Halifax, Nova Scotia B3J 1V7
www.tealarchitects.com

CAMPBELL COMEAU ENGINEERING LTD.
STRUCTURAL ENGINEERS
2719 GLADSTONE STREET, SUITE 110
HALIFAX NS, B3K 4W6
T: 902 429 5454 F:902 444 3099

Smith + Andersen
MECHANICAL ENGINEERS
500-4211 Yonge Street
Toronto, Ontario, M2P 2A9
T: 416 487 8151 F: 416 487 9104

Smith + Andersen
ELECTRICAL ENGINEERS
1969 Upper Water Street, Suite 1905
Halifax, Nova Scotia, B3J 3R7
T: 902 440 0981 F: 416 487 9104

Strum Consulting
CIVIL ENGINEERS
Rolliside, 1355 Bedford Highway
Bedford, NS B4A 1C5
T: 902 835 5560 F: 902 835 5574

EAST HANTS
We live it!

Municipality of East Hants
Parks, Recreation and Culture
Lloyd E Matheson Centre
15 Commerce Court
Elmsdale, NS B2S 3K5
T: 902 883-7098

KEYPLAN

NORTH ARROW

PROJECT N

PROFESSIONAL ENGINEER
DATE Mar 1/18
D. P. U. Campbell
LICENCE 10666
PROVINCE OF NOVA SCOTIA

PROJECT TITLE
EAST HANTS AQUATIC CENTRE
Commerce Court, Elmsdale, NS

DRAWING TITLE
GROUND FLOOR PLAN

SCALE
As indicated

DATE

PROJECT NUMBER
31016

DRAWING NUMBER
S102

27/02/18 12:52:13 PM
Blw 360://1609-1540/S_31016_East Hants Aquatic Centre_Central R17.rvt

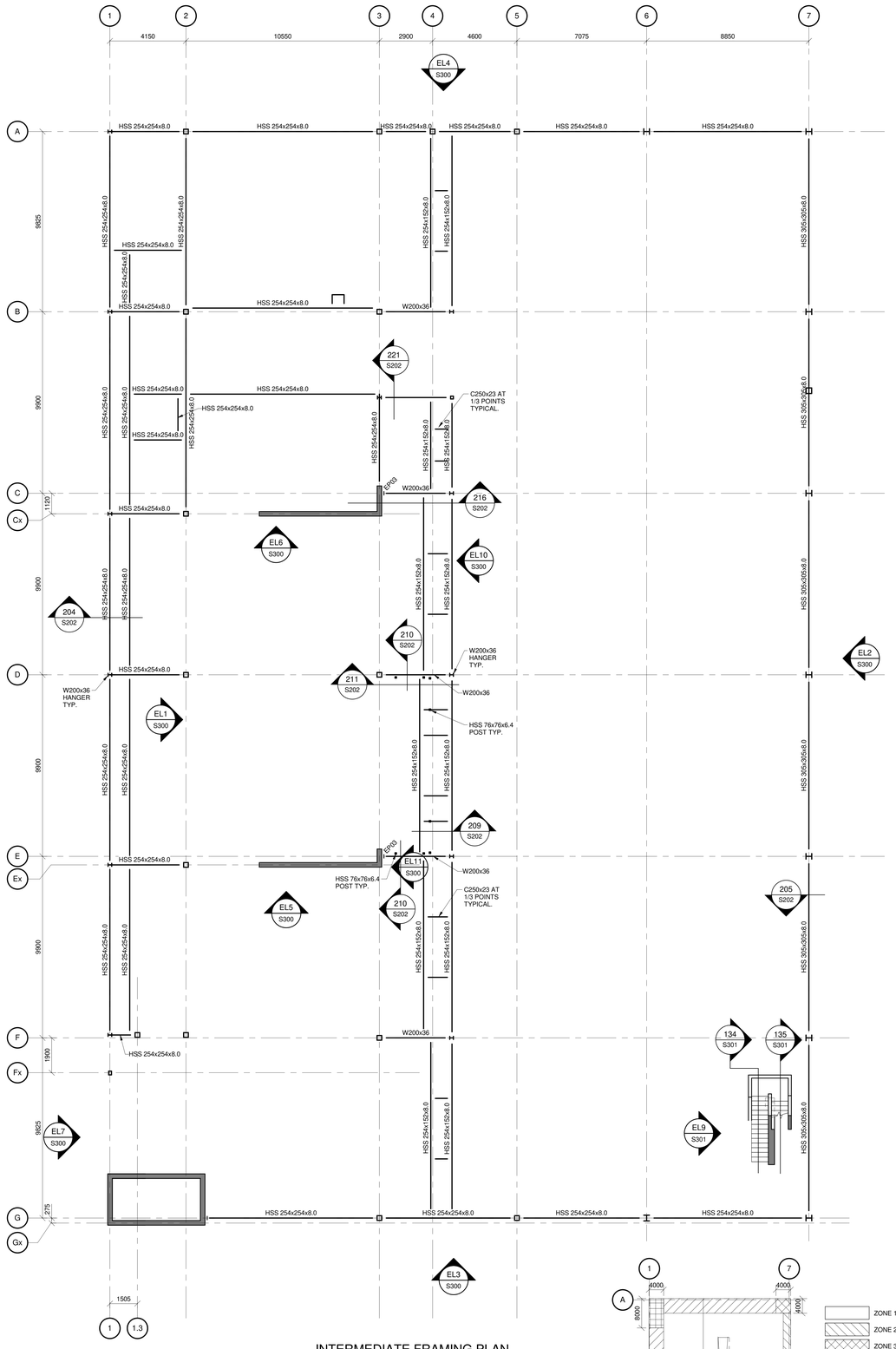

INTERMEDIATE FRAMING PLAN

SCALE: 1 : 100

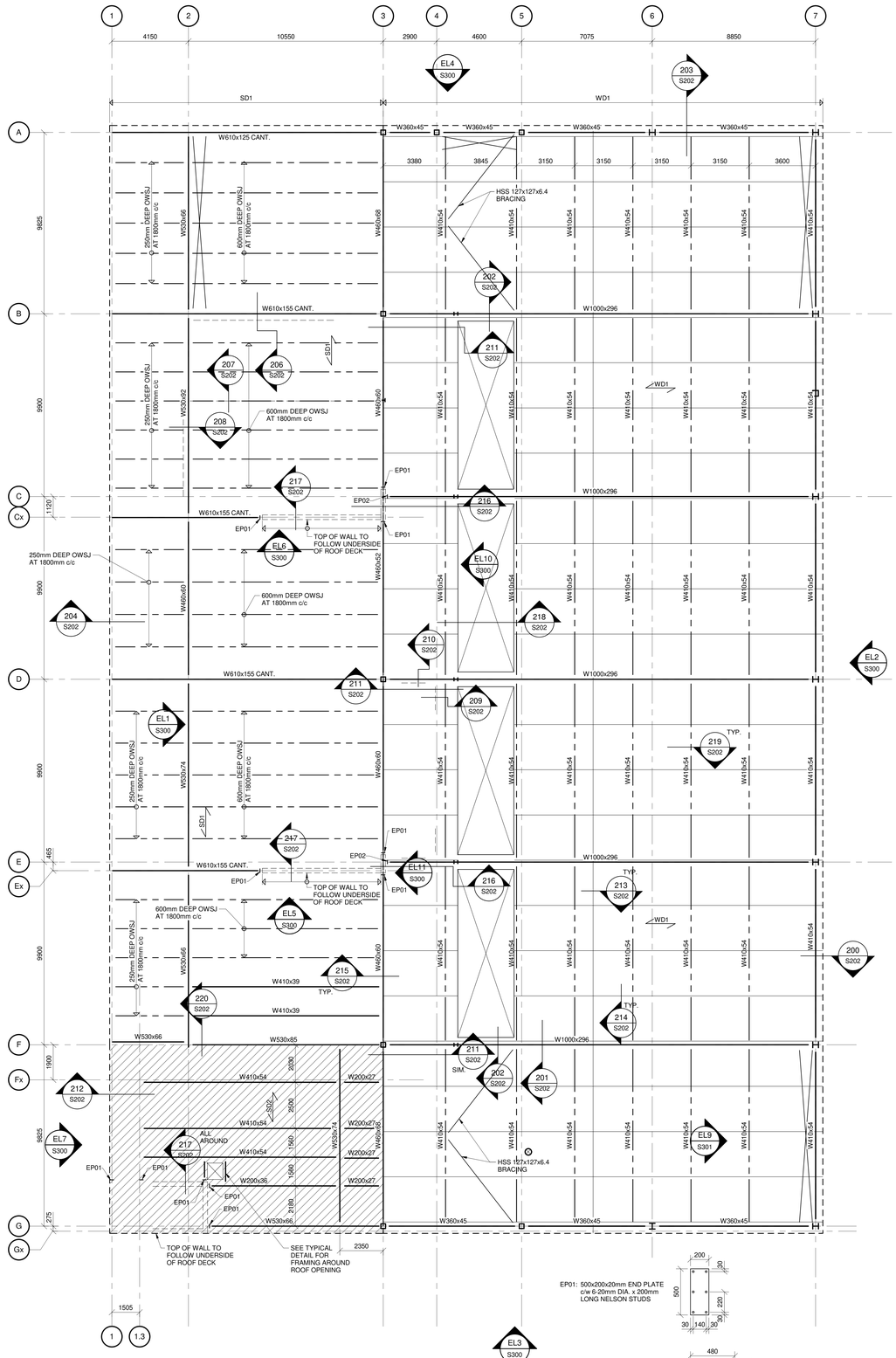

ROOF FRAMING PLAN

SCALE: 1 : 100

DESIGN LOADS: DEAD LOAD = 1.6 kPa
LIVE LOAD = 2.1kPa

$A_r = \pm XX$: DENOTES FACTORED SEISMIC AXIAL THRUST. DESIGN BEAM CONNECTIONS TO RESIST THIS FORCE.

SD1: 38mm STEEL ROOF DECK NOMINAL CORE t = 0.76mm G90 GALVANIZED

SD2: 38mm STEEL ROOF DECK NOMINAL CORE t = 1.21mm G90 GALVANIZED

WD1:
OPTION 1: CLT WOOD PANEL 89mm - 3SL-197-35L
OPTION 2: NLT WOOD PANEL 89mm THICK WITH PLYWOOD DIAPHRAGM PROVIDE GALVANIZED CONNECTORS

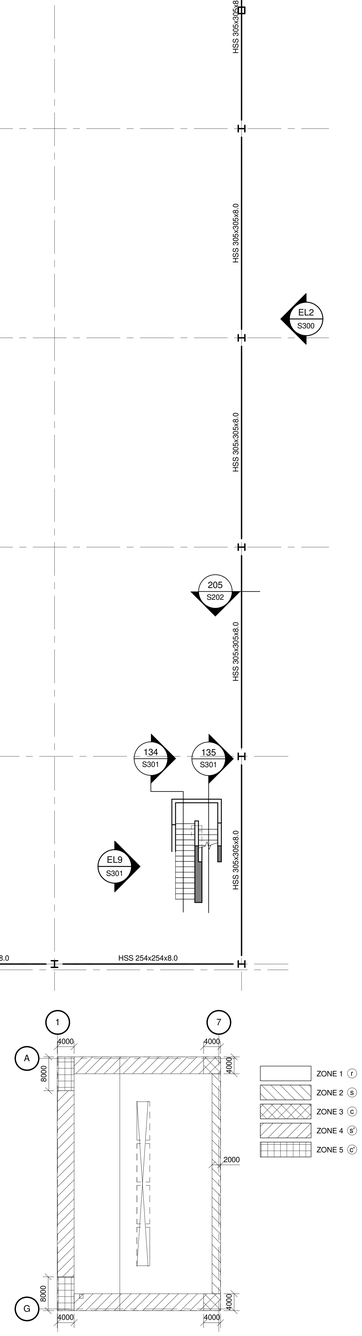

KEY PLAN - WIND UPLIFT

SCALE: 1 : 500

ROOF COMPONENTS AND CLADDING SURFACE PRESSURES					
WIND ZONE	ELEVATION	PRESSURES			
NEGATIVE ZONE 1 (r)	ALL	ALL AREAS		1.06 kPa	
NEGATIVE ZONE 2 (s)	ALL	$A \leq 2m^2$	1.37 kPa	$A \geq 10m^2$	1.32 kPa
NEGATIVE ZONE 3 (c)	ALL	$A \leq 2m^2$	1.85 kPa	$A \geq 10m^2$	1.32 kPa
NEGATIVE ZONE 4 (s)	ALL	$A \leq 2m^2$	1.64 kPa	$A \geq 10m^2$	1.48 kPa
NEGATIVE ZONE 5 (c)	ALL	$A \leq 1m^2$	2.64 kPa	$A \geq 10m^2$	1.58 kPa

NOTE:
- 'A' IS THE DESIGN TRIBUTARY AREA WITHIN SPECIFIED ZONE.
- LINEAR INTERPOLATION IS PERMITTED FOR AREAS BETWEEN MINIMUM AND MAXIMUM.
- SEE WIND UPLIFT KEY PLAN FOR WIND ZONE LOCATIONS.

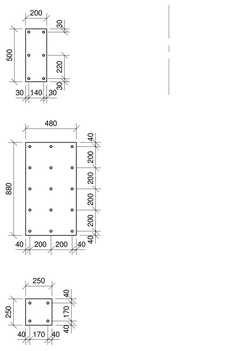

Contractor must check and verify all dimensions on the job, and report any discrepancies to the Architect before proceeding with the work.

Do not scale this drawing.

REVISIONS AND ISSUES

REV	DESCRIPTION	DATE
1	ISSUED FOR TENDER	2018-03-01

MJMA
maclennan jaunkalns miller architects
425 adelaide street west level 6
toronto ontario m5v 3c1
416 593 6796
www.mjmarchitects.com

TEAL Architects+Planners
1660 Hollis Street, Suite 1101
Halifax, Nova Scotia B3J 1V7
www.tealarchitects.com

CAMPBELL COMEAU ENGINEERING LTD.
STRUCTURAL ENGINEERS
2719 GLADSTONE STREET, SUITE 110
HALIFAX NS, B3K 4W6
T: 902 429 5454 F:902 444 3099

Smith + Andersen
MECHANICAL ENGINEERS
500-4211 Yonge Street
Toronto, Ontario, M2P 2A9
T: 416 487 8151 F: 416 487 9104

Smith + Andersen
ELECTRICAL ENGINEERS
1969 Upper Water Street, Suite 1905
Halifax, Nova Scotia, B3J 3R7
T: 902 440 0981 F: 416 487 9104

Strum Consulting
CIVIL ENGINEERS
Rollside, 1355 Bedford Highway
Bedford, NS B4A 1C5
T: 902 835 5560 F: 902 835 5574

EAST HANTS
We live it!

Municipality of East Hants
Parks, Recreation and Culture
Lloyd E Matheson Centre
15 Commerce Court
Elmsdale, NS B2S 3K5
T: 902 883-7098

KEYPLAN

NORTH ARROW

PROFESSIONAL ENGINEER
DATE Feb 27/18
Mark Comeau
P.Eng.
10666
PROVINCE OF NOVA SCOTIA

PROJECT TITLE
EAST HANTS AQUATIC CENTRE

Commerce Court, Elmsdale, NS

DRAWING TITLE
INTERMEDIATE AND ROOF FRAMING PLANS

SCALE
As indicated

DATE

PROJECT NUMBER
31016

DRAWING NUMBER
S103

27/02/18 12:52:15 PM
Bim 360://1609-EHAC/S_31016_East Hants Aquatic Centre_Central R17.rvt

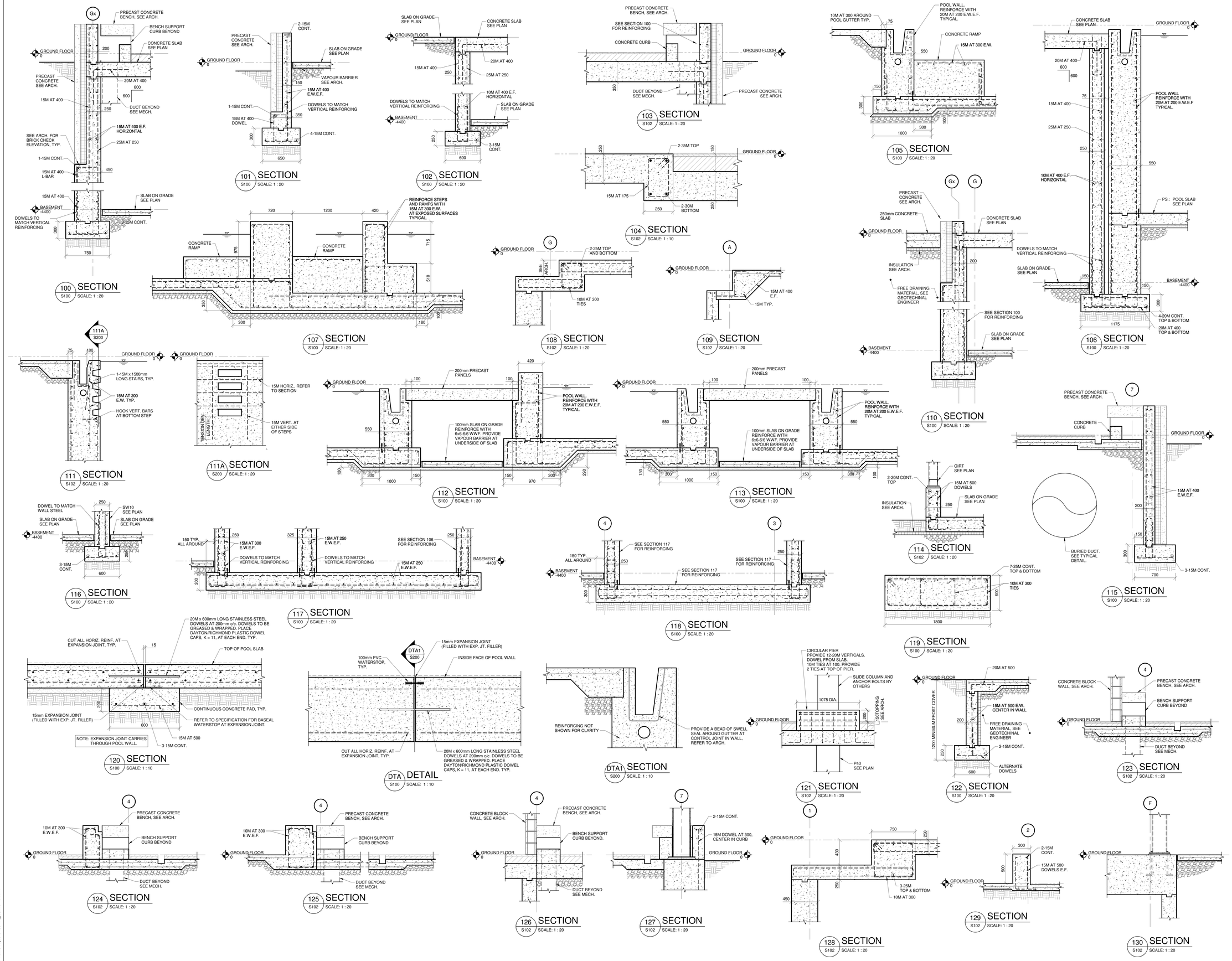

Contractor must check and verify all dimensions on the job, and report any discrepancies to the Architect before proceeding with the work.

Do not scale this drawing.

REVISIONS AND ISSUES

REV	DESCRIPTION	DATE
1	ISSUED FOR TENDER	2018-03-01

MJMA

maclennan jaunkalns miller architects

425 adelaide street west level 6
toronto ontario m5v 3c1
416 593 6796
www.mjmarchitects.com

TEAL Architects+Planners
1660 Hollis Street, Suite 1101
Halifax, Nova Scotia B3J 1V7
www.tealarchitects.com

CAMPBELL COMEAU ENGINEERING LTD.
STRUCTURAL ENGINEERS
2719 GLADSTONE STREET, SUITE 110
HALIFAX NS, B3K 4W6
T: 902 429 5454 F:902 444 3099

Smith + Andersen
MECHANICAL ENGINEERS
500-4211 Yonge Street
Toronto, Ontario, M2P 2A9
T: 416 487 8151 F: 416 487 9104

Smith + Andersen
ELECTRICAL ENGINEERS
1969 Upper Water Street, Suite 1905
Halifax, Nova Scotia, B3J 3R7
T: 902 440 0981 F: 416 487 9104

Strum Consulting
CIVIL ENGINEERS
Railside, 1355 Bedford Highway
Bedford, NS B4A 1C5
T: 902 835 5560 F: 902 835 5574

EAST HANTS
We live it!

Municipality of East Hants
Parks, Recreation and Culture
Lloyd E Matheson Centre
15 Commerce Court
Elmsdale, NS B2S 3K5
T: 902 883-7098

KEYPLAN

NORTH ARROW

PROJECT TITLE
EAST HANTS AQUATIC CENTRE

Commerce Court, Elmsdale, NS

DRAWING TITLE
SECTIONS

SCALE
As indicated

DATE

PROJECT NUMBER
31016

DRAWING NUMBER
S200

27/02/18 12:52:20 PM
BIM 360://1609-EMAC/S_31016_East Hants Aquatic Centre_Central R17.rvt

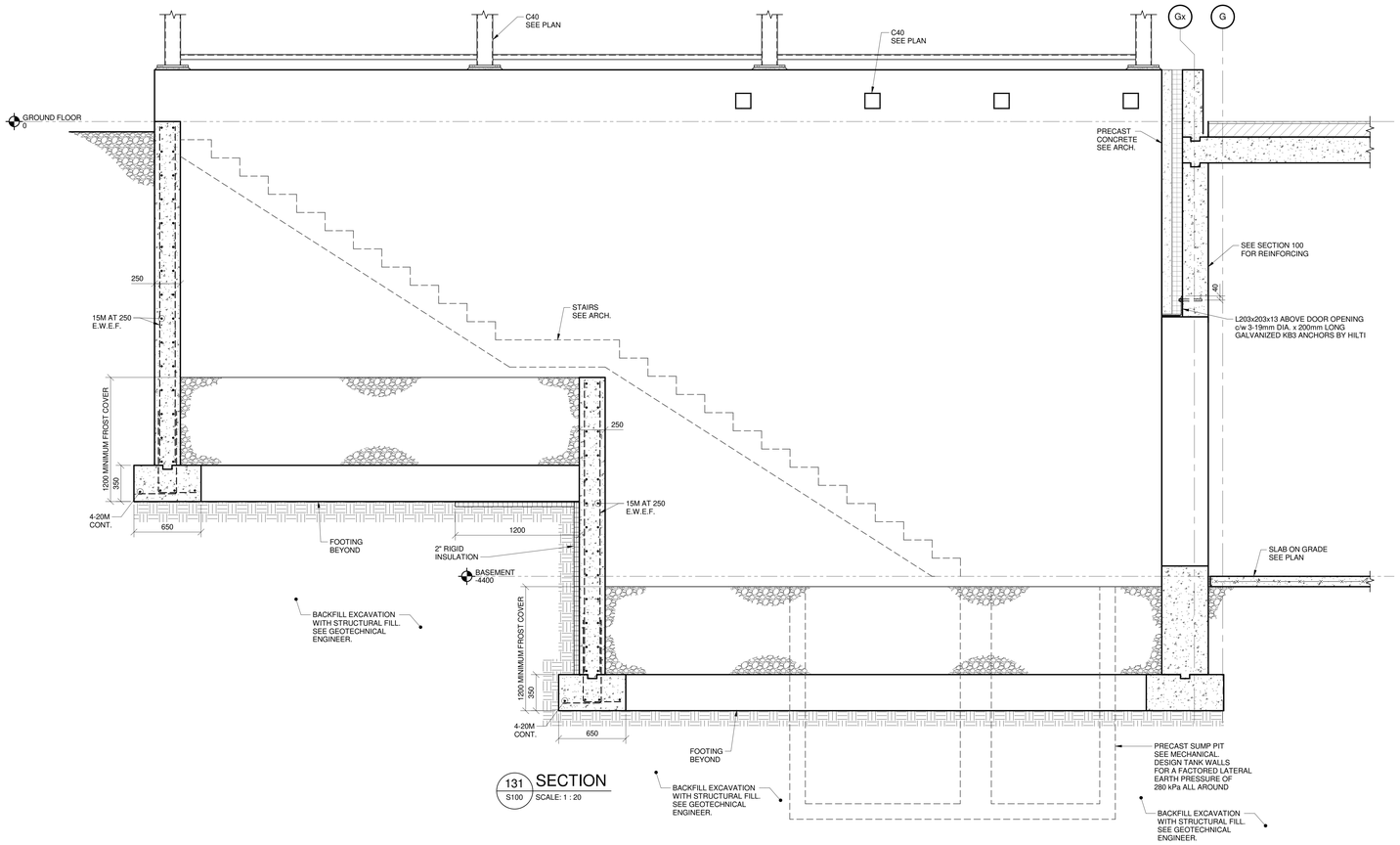

131 SECTION
S100 SCALE: 1 : 20

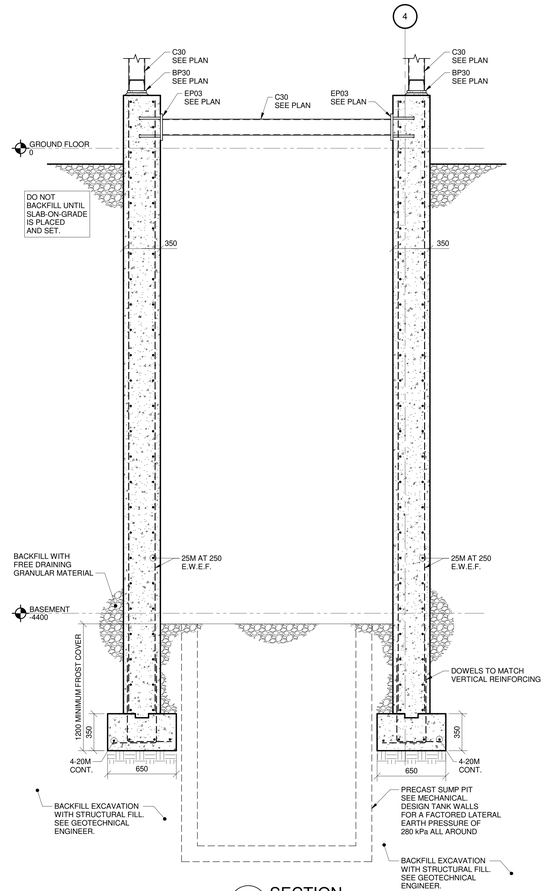

132 SECTION
S100 SCALE: 1 : 20

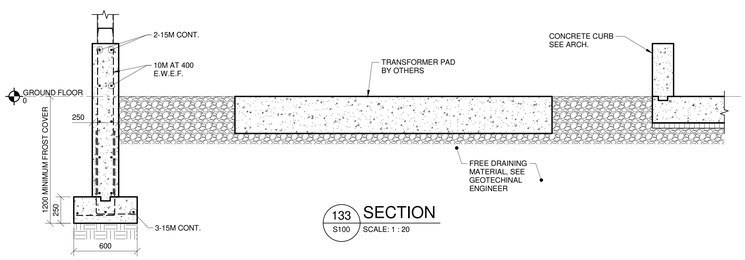

133 SECTION
S100 SCALE: 1 : 20

Contractor must check and verify all dimensions on the job, and report any discrepancies to the Architect before proceeding with the work.

Do not scale this drawing.

REVISIONS AND ISSUES

REV	DESCRIPTION	DATE
1	ISSUED FOR TENDER	2018-03-01

MJMA
maclennan jaunkalns miller architects
425 adelaide street west level 6
toronto ontario m5v 3c1
416 593 6796
www.mjmarchitects.com

TEAL Architects+Planners
1660 Hollis Street, Suite 1101
Halifax, Nova Scotia B3J 1V7
www.tealarchitects.com

CAMPBELL COMEAU ENGINEERING LTD.
STRUCTURAL ENGINEERS
2719 GLADSTONE STREET, SUITE 110
HALIFAX NS, B3K 4W6
T: 902 429 5454 F:902 444 3099

Smith + Andersen
MECHANICAL ENGINEERS
500-4211 Yonge Street
Toronto, Ontario, M2P 2A9
T: 416 487 8151 F: 416 487 9104

Smith + Andersen
ELECTRICAL ENGINEERS
1969 Upper Water Street, Suite 1905
Halifax, Nova Scotia, B3J 3R7
T: 902 440 0981 F: 416 487 9104

Strum Consulting
CIVIL ENGINEERS
Rolliside, 1355 Bedford Highway
Bedford, NS B4A 1C5
T: 902 835 5560 F: 902 835 5574

EAST HANTS
We live it!

Municipality of East Hants
Parks, Recreation and Culture
Lloyd E Matheson Centre
15 Commerce Court
Elmsdale, NS B25 2K5
T: 902 883-7098

KEYPLAN

NORTH ARROW

PROJECT N

REGISTERED PROFESSIONAL ENGINEER
DATE Feb 27/18
M.J.V. Comeau
10666
PROVINCE OF NOVA SCOTIA

PROJECT TITLE
EAST HANTS AQUATIC CENTRE
Commerce Court, Elmsdale, NS

DRAWING TITLE
SECTIONS

SCALE
1 : 20

DATE

PROJECT NUMBER
31016

DRAWING NUMBER
S201

27/02/18 12:52:20 PM
Bim Sync://1609-EAWC/5_31016_East Hants Aquatic Centre_Central R17.rvt

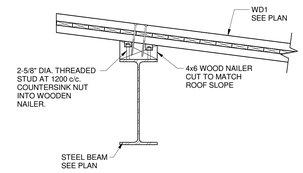

200 SECTION
S103 SCALE: 1 : 10

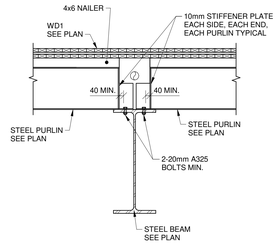

201 SECTION
S103 SCALE: 1 : 20

202 SECTION
S103 SCALE: 1 : 10

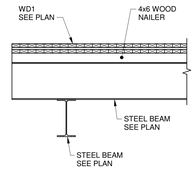

203 SECTION
S103 SCALE: 1 : 20

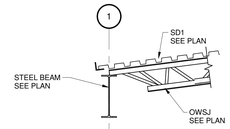

204 SECTION
S103 SCALE: 1 : 20

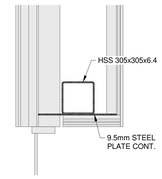

205 SECTION
S103 SCALE: 1 : 20

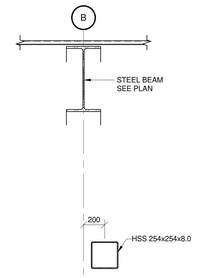

206 SECTION
S103 SCALE: 1 : 20

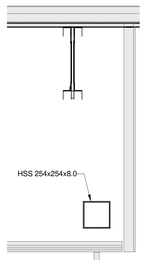

207 SECTION
S103 SCALE: 1 : 20

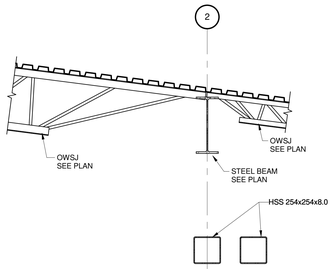

208 SECTION
S103 SCALE: 1 : 20

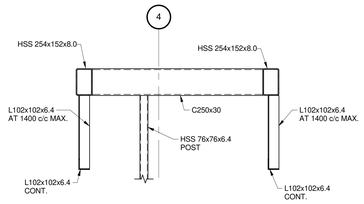

209 SECTION
S103 SCALE: 1 : 20

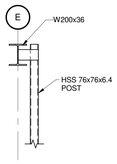

210 SECTION
S103 SCALE: 1 : 20

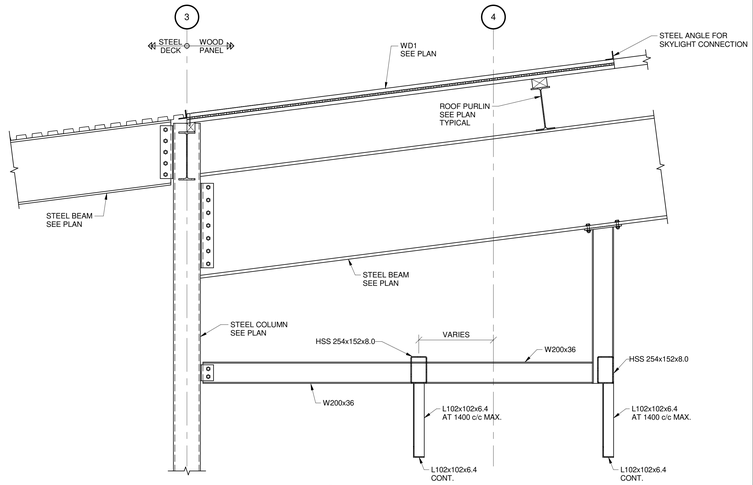

211 SECTION
S103 SCALE: 1 : 20

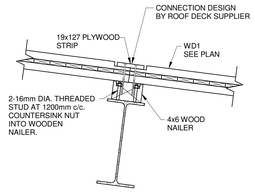

213 SECTION
S103 SCALE: 1 : 10

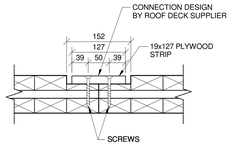

214 SECTION
S103 SCALE: 1 : 5

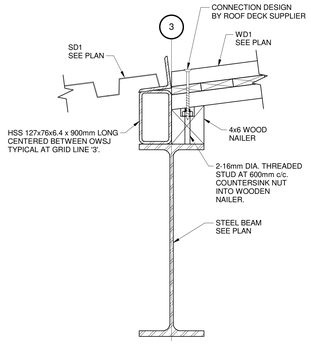

215 SECTION
S103 SCALE: 1 : 5

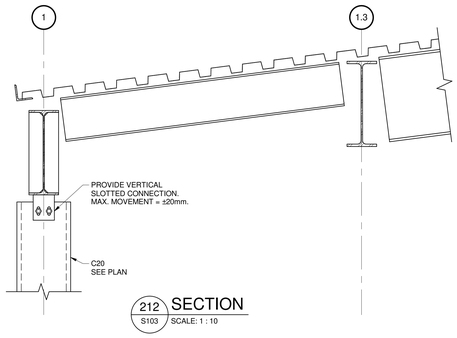

212 SECTION
S103 SCALE: 1 : 10

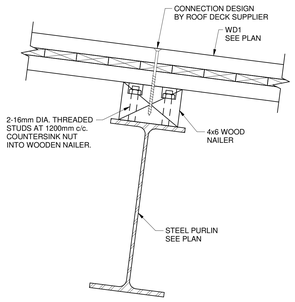

219 SECTION
S103 SCALE: 1 : 5

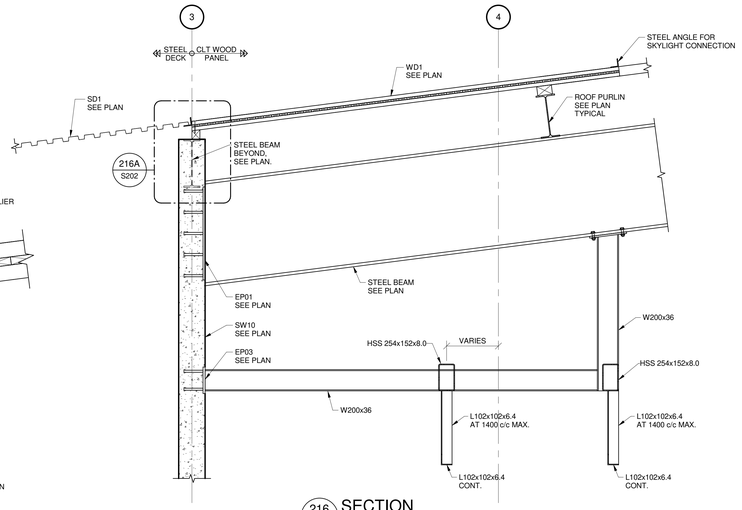

216 SECTION
S103 SCALE: 1 : 20

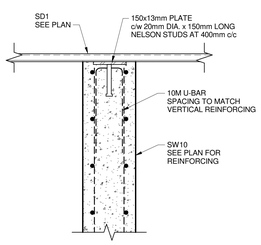

217 SECTION
S103 SCALE: 1 : 10

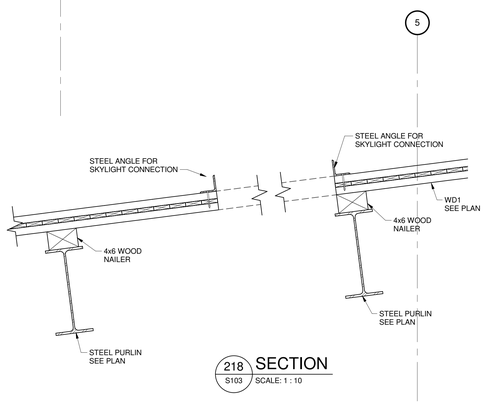

218 SECTION
S103 SCALE: 1 : 10

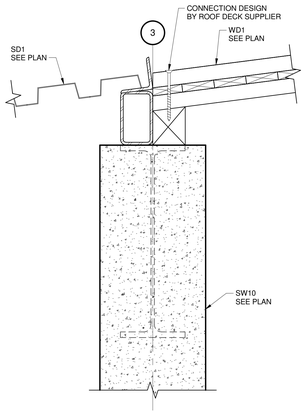

216A SECTION
S202 SCALE: 1 : 5

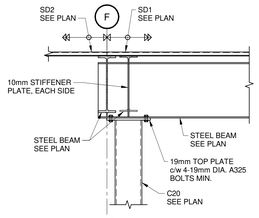

220 SECTION
S103 SCALE: 1 : 20

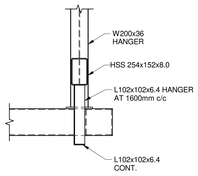

221 SECTION
S103 SCALE: 1 : 20

Contractor must check and verify all dimensions on the job, and report any discrepancies to the Architect before proceeding with the work.

Do not scale this drawing.

REVISIONS AND ISSUES

REV	DESCRIPTION	DATE
1	ISSUED FOR TENDER	2018-03-01

MJMA
maclennan jaunkalns miller architects
425 adelaide street west level 6
toronto ontario m5v 3c1
416 593 6796
www.mjmarchitects.com

TEAL Architects+Planners
1660 Hollis Street, Suite 1101
Halifax, Nova Scotia B3J 1V7
www.tealarchitects.com

CAMPBELL COMEAU ENGINEERING LTD.
STRUCTURAL ENGINEERS
2719 GLADSTONE STREET, SUITE 110
HALIFAX NS, B3K 4W6
T: 902 429 5454 F:902 444 3099

Smith + Andersen
MECHANICAL ENGINEERS
500-4211 Yonge Street
Toronto, Ontario, M2P 2A9
T: 416 487 8151 F: 416 487 9104

Smith + Andersen
ELECTRICAL ENGINEERS
1969 Upper Water Street, Suite 1905
Halifax, Nova Scotia, B3J 3R7
T: 902 440 0981 F: 416 487 9104

Strum Consulting
CIVIL ENGINEERS
Rolliside, 1355 Bedford Highway
Bedford, NS B4A 1C5
T: 902 835 5560 F: 902 835 5574

EAST HANTS
We live it!

Municipality of East Hants
Parks, Recreation and Culture
Lloyd E Matheson Centre
15 Commerce Court
Elmsdale, NS B2S 3K5
T: 902 883-7098

KEYPLAN

NORTH ARROW

PROJECT N

REGISTERED PROFESSIONAL ENGINEER
DATE 2018
G. V. C. Comeau
10666
PROVINCE OF NOVA SCOTIA

PROJECT TITLE
EAST HANTS AQUATIC CENTRE
Commerce Court, Elmsdale, NS

DRAWING TITLE
SECTIONS

SCALE
As indicated

DATE

PROJECT NUMBER
31016

DRAWING NUMBER
S202

27/02/18 12:52:21 PM
BIM 360://18094-EMAC/S_31016_East Hants Aquatic Centre_Central 817.rvt

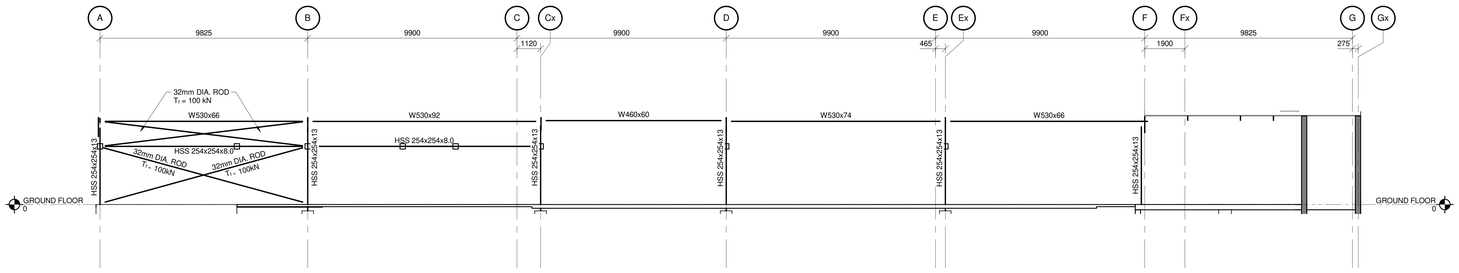

EL1 / S100 ELEVATION
SCALE: 1 : 100

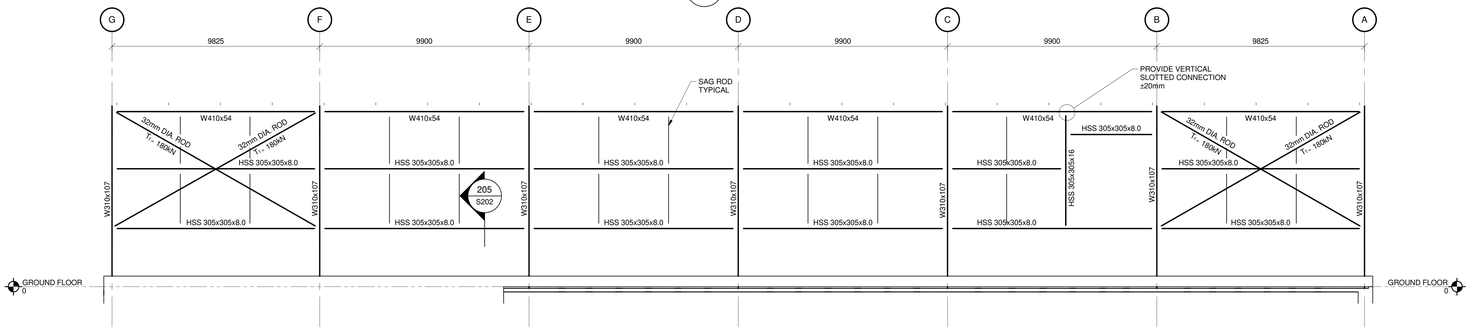

EL2 / S102 ELEVATION
SCALE: 1 : 100

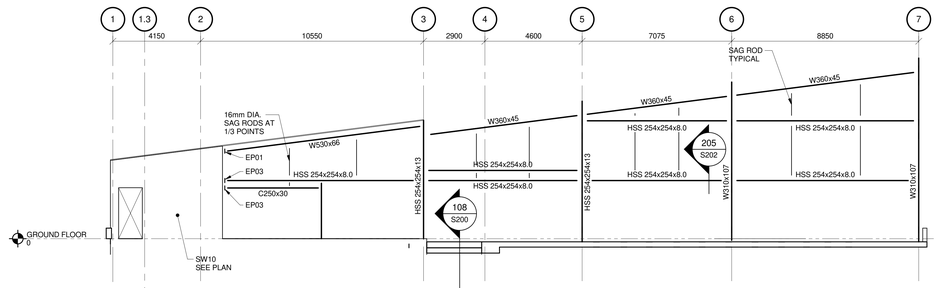

EL3 / S102 ELEVATION
SCALE: 1 : 100

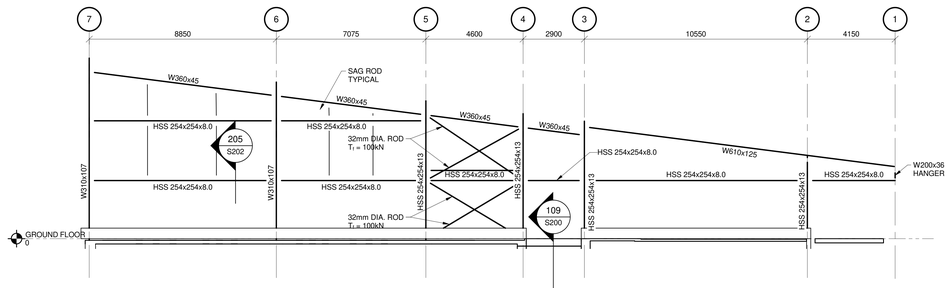

EL4 / S100 ELEVATION
SCALE: 1 : 100

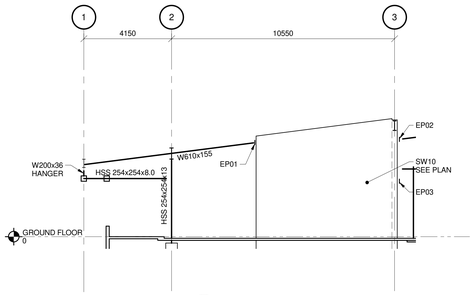

EL5 / S100 ELEVATION
SCALE: 1 : 100

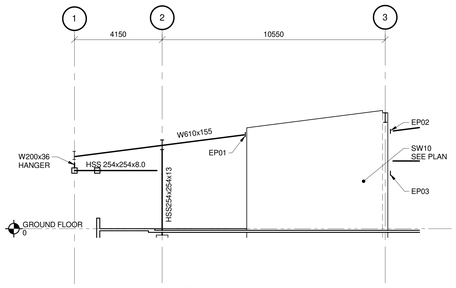

EL6 / S100 ELEVATION
SCALE: 1 : 100

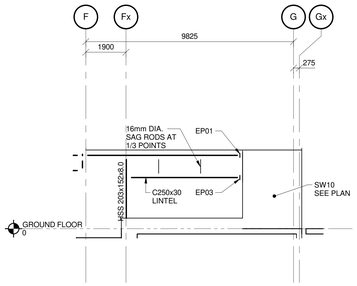

EL7 / S100 ELEVATION
SCALE: 1 : 100

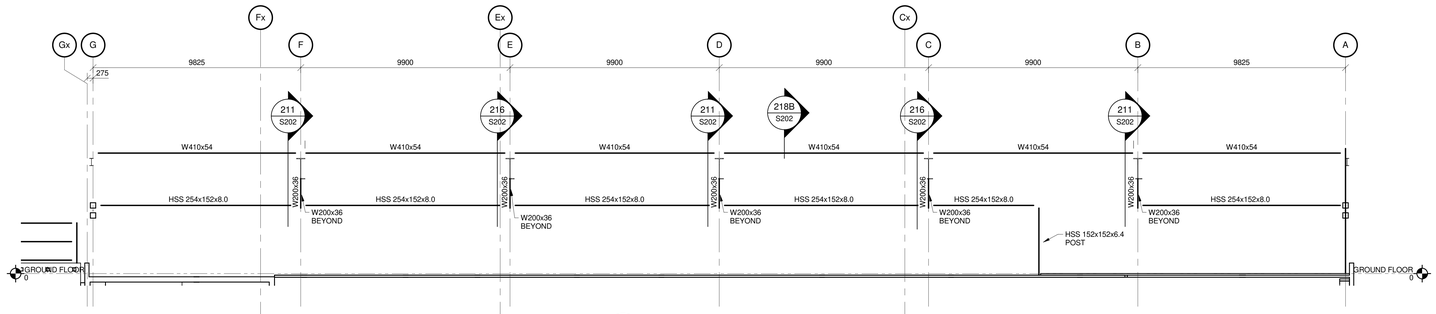

EL10 / S102 ELEVATION
SCALE: 1 : 100

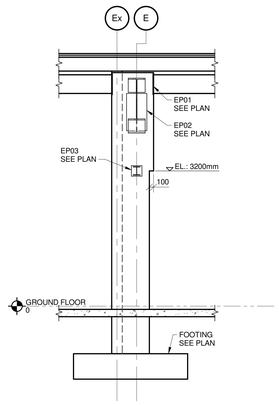

EL11 / S100 ELEVATION
SCALE: 1 : 50

Contractor must check and verify all dimensions on the job, and report any discrepancies to the Architect before proceeding with the work.

Do not scale this drawing.

REVISIONS AND ISSUES

REV	DESCRIPTION	DATE
1	ISSUED FOR TENDER	2018-03-01

MJMA
maclennan jaunkalns miller architects
425 adelaide street west level 6
toronto ontario m5v 3c1
416 593 6796
www.mjmarchitects.com

TEAL Architects+Planners
1660 Hollis Street, Suite 1101
Halifax, Nova Scotia B3J 1V7
www.tealarchitects.com

CAMPBELL COMEAU ENGINEERING LTD.
STRUCTURAL ENGINEERS
2719 GLADSTONE STREET, SUITE 110
HALIFAX NS, B3K 4W6
T: 902 429 5454 F:902 444 3099

Smith + Andersen
MECHANICAL ENGINEERS
500-4211 Yonge Street
Toronto, Ontario, M2P 2A9
T: 416 487 8151 F: 416 487 9104

Smith + Andersen
ELECTRICAL ENGINEERS
1969 Upper Water Street, Suite 1905
Halifax, Nova Scotia, B3J 3R7
T: 902 440 0981 F: 416 487 9104

Strum Consulting
CIVIL ENGINEERS
Rolliside, 1355 Bedford Highway
Bedford, NS B4A 1C5
T: 902 835 5560 F: 902 835 5574

EAST HANTS
We live it!

Municipality of East Hants
Parks, Recreation and Culture
Lloyd E Matheson Centre
15 Commerce Court
Elmsdale, NS B2S 3K5
T: 902 883-7098

KEYPLAN

NORTH ARROW

PROJECT NORTH

REGISTERED PROFESSIONAL ENGINEER
DATE
D. P. U. Comeau
10666
PROVINCE OF NOVA SCOTIA

PROJECT TITLE
EAST HANTS AQUATIC CENTRE
Commerce Court, Elmsdale, NS

DRAWING TITLE
ELEVATIONS

SCALE
As indicated

DATE

PROJECT NUMBER
31016

DRAWING NUMBER
S300

27/02/18 12:52:23 PM
BW J:\01-Projects\31016_East Hants Aquatic Centre\31016_East Hants Aquatic Centre_Central R17.rvt

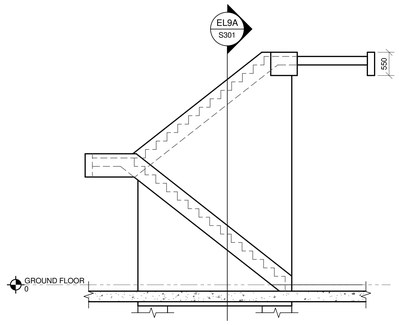

EL9 S102 SECTION
SCALE: 1 : 50

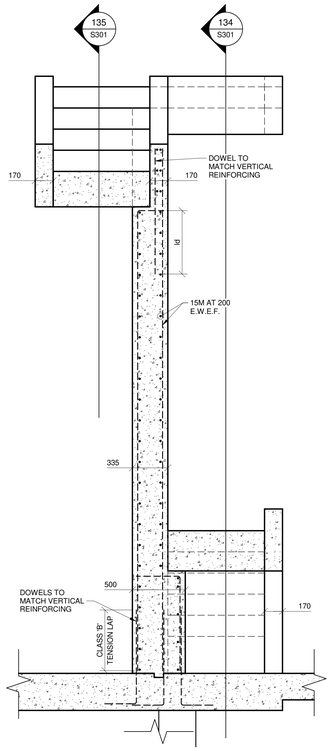

EL9A S301 SECTION
SCALE: 1 : 20

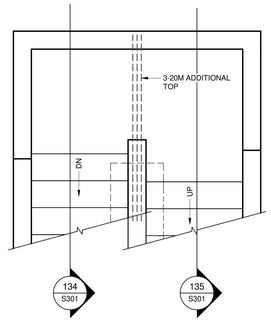

POOL STAIR - INTERMEDIATE LANDING
SCALE: 1 : 20

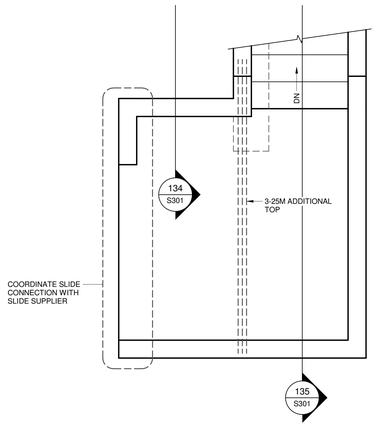

POOL STAIR - TOP PLATFORM
SCALE: 1 : 20

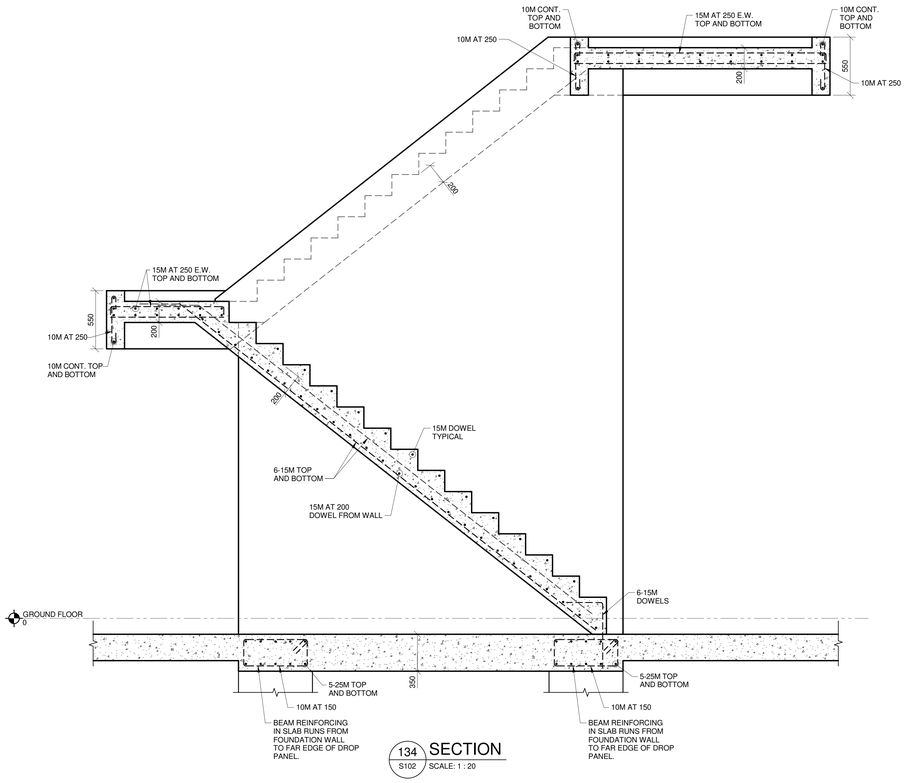

134 S102 SECTION
SCALE: 1 : 20

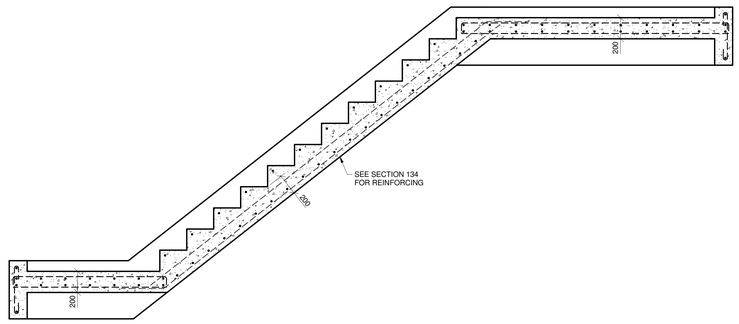

135 S102 SECTION
SCALE: 1 : 20

Contractor must check and verify all dimensions on the job, and report any discrepancies to the Architect before proceeding with the work.

Do not scale this drawing.

REVISIONS AND ISSUES

REV	DESCRIPTION	DATE
1	ISSUED FOR TENDER	2018-03-01

MJMA
maclennan jaunkalns miller architects
425 adelaide street west level 6
toronto ontario m5v 3c1
416 593 6796
www.mjmarchitects.com

TEAL Architects+Planners
1660 Hollis Street, Suite 1101
Halifax, Nova Scotia B3J 1V7
www.tealarchitects.com

CAMPBELL COMEAU ENGINEERING LTD.
STRUCTURAL ENGINEERS
2719 GLADSTONE STREET, SUITE 110
HALIFAX NS, B3K 4W6
T: 902 429 5454 F:902 444 3099

Smith + Andersen
MECHANICAL ENGINEERS
500-4211 Yonge Street
Toronto, Ontario, M2P 2A9
T: 416 487 8151 F: 416 487 9104

Smith + Andersen
ELECTRICAL ENGINEERS
1969 Upper Water Street, Suite 1905
Halifax, Nova Scotia, B3J 3R7
T: 902 440 0981 F: 416 487 9104

Strum Consulting
CIVIL ENGINEERS
Rollside, 1355 Bedford Highway
Bedford, NS B4A 1C5
T: 902 835 5560 F: 902 835 5574

EAST HANTS
We live it!

Municipality of East Hants
Parks, Recreation and Culture
Lloyd E Matheson Centre
15 Commerce Court
Elmsdale, NS B2S 3K5
T: 902 883-7098

KEYPLAN

NORTH ARROW

PROJECT N

REGISTERED PROFESSIONAL ENGINEER
DATE
10566
PROVINCE OF NOVA SCOTIA

PROJECT TITLE
EAST HANTS AQUATIC CENTRE

Commerce Court, Elmsdale, NS

DRAWING TITLE
ELEVATIONS

SCALE
As indicated

DATE

PROJECT NUMBER
31016

DRAWING NUMBER
S301

27/02/18 12:52:23 PM
BM :$Bim//1609-EAAC/5_31016_East Hants Aquatic Centre_Central R17.rvt

EAST HANTS AQUATIC CENTRE
COMMERCE COURT, ELMSDALE, NS

SYMBOL	DESCRIPTION	SYMBOL	DESCRIPTION
	SUPPLY DUCT UP OR FROM ABOVE		ACOUSTICALLY LINED TRANSFER AIR DUCT
	SUPPLY DUCT DOWN OR FROM BELOW		SILENCER
	RETURN OR EXHAUST DUCT UP OR FROM ABOVE	CTS	CROSSTALK SILENCER
	RETURN OR EXHAUST DUCT DOWN OR FROM BELOW		DUCT WITH MINIMUM CLEARANCE FIRE RATED ENCLOSURE
	ROUND DUCT UP OR FROM ABOVE	F/D	DUCT WITH SLEEVE, INSULATION AND DAMPER
	ROUND DUCT DOWN OR FROM BELOW	CAP	CAPPED CONNECTION
	ACOUSTIC LINED DUCT	RISE UP	RISE IN DUCT
	FLEXIBLE CONNECTION	SLOPE DN	DROP IN DUCT
	SQUARE ELBOW DUCT WITH TURNING VANE	S.B.	SOUND BAFFLE
	RADIUS ELBOW WITH TURNING VANES		PROPELLER FAN
	AXIAL FAN/INLINE FAN MIXED FLOW OR CENTRIFUG		
	CENTRIFUGAL FAN		
DIFFUSER GRILLE OR REGISTER TYPE — P4 150ø / 300 — NECK OR FACE SIZE (MM); AIR FLOW (L/S); IMPERIAL: C.F.M. METRIC: L/s		LINEAR SLOT DIFFUSER — S4 150øX1200mm / 300 — NECK SIZE AND LINEAR DIFFUSER LENGTH (MM); AIR FLOW (L/S)	
	ROUND SUPPLY DIFFUSER		SUPPLY AIR DIFFUSER C/W FLEXIBLE DUCT
	DUCTED RETURN OR EXHAUST REGISTER OR GRILLE		LIGHT TROFFER DIFFUSER TOP INLET C/W FLEXIBLE DUCT
	SQUARE OR RECTANGULAR DIFFUSER		LIGHT TROFFER DIFFUSER SIDE INLET C/W FLEXIBLE DUCT
	NON DUCTED RETURN OR EXHAUST GRILLE		DUCT MOUNTED SUPPLY OR RETURN GRILLE
	NON DUCTED ROUND RETURN OR EXHAUST GRILLE		LINEAR SUPPLY OR RETURN GRILLE
	SQUARE PLAQUE DIFFUSER		SPIN-IN CONNECTION C/W BALANCING DAMPER AND FLEX DUCT
	DIFFUSERS WITH BLANK-OFF PORTION (QTY SHOWN)		SPIN-IN CONNECTION C/W BALANCING DAMPER AND RIGID DUCT

NOTE: NOT ALL SYMBOLS APPLY, REFER TO FLOOR PLANS AND DRAWINGS

9 / M001 AIR HANDLING SYMBOLS (MSD-012.09)

SYMBOL	DESCRIPTION	SYMBOL	DESCRIPTION
HWS	HEATING WATER SUPPLY	FOS	FUEL OIL SUPPLY
HWR	HEATING WATER RETURN	FOR	FUEL OIL RETURN
CHS	CHILLED WATER SUPPLY	FOV	FUEL OIL VENT
CHR	CHILLED WATER RETURN	FOF	FUEL OIL FILL
GLS	GLYCOL SUPPLY	PC	PUMPED CONDENSATE
GLR	GLYCOL RETURN	RS	REFRIGERATION SUCTION
GLHS	GLYCOL HEATING SUPPLY	RL	REFRIGERATION LIQUID
GLHR	GLYCOL HEATING RETURN	RHG	REFRIGERATION HOT GAS
GLCS	GLYCOL COOLING SUPPLY	DTS	DUAL TEMPERATURE SUPPLY
GLCR	GLYCOL COOLING RETURN	DTR	DUEL TEMPERATURE RETURN
CDS	CONDENSER WATER SUPPLY		BUCKET TYPE STEAM TRAP
CDR	CONDENSER WATER RETURN		FLOAT AND THERMOSTAT TYPE STEAM TRAP
	LOW PRESSURE STEAM	S.V.B.	STEAM VACUUM BREAKER
	MEDIUM PRESSURE STEAM	TEV	REFRIGERATION THERMAL EXPANSION VALVE
	HIGH PRESSURE STEAM	SLV	REFRIGERATION SOLENOID LIQUID VALVE
	LOW PRESSURE CONDENSATE	RFD C.V.	REFRIGERATION FILTER DRYER
	MEDIUM PRESSURE CONDENSATE		6 WAY CONTROL VALVE
	HIGH PRESSURE CONDENSATE		
		RRW	RAIN WATER RECLAIM
C.V.	2 WAY CONTROL VALVE		
C.V.	3 WAY CONTROL VALVE		

NOTE: NOT ALL SYMBOLS APPLY, REFER TO FLOOR PLANS AND DRAWINGS

7 / M001 MECHANICAL PIPING (MSD-012.07)

SYMBOL	DESCRIPTION	SYMBOL	DESCRIPTION
	GATE OR ISOLATION VALVE (REFER TO SPECIFICATION)		PIPE GUIDE
	GLOBE VALVE		PIPE SLEEVE
	BALL VALVE		ANCHOR
	LOCKSHIELD VALVE		STRAINER
F.B.V.	FLOW BALANCING VALVE		UNION
P.I.F.B.V.	PRESSURE INDEPENDENT FLOW BALANCING VALVE		FLANGE FITTING
	PLUG VALVE		ECCENTRIC FITTING
P.R.V.	PRESSURE REDUCING VALVE		CONCENTRIC FITTING
	CHECK VALVE		PRESSURE GAUGE
	SOLENOID VALVE	T	THERMOMETER
S.R.V.	SAFETY RELIEF VALVE		PRESSURE GAUGE COCK ASSEMBLY
FMS	FLOW METERING STATION	T.W.	THERMOMETER WELL
B.P.	BACKFLOW PREVENTOR	E.J.	EXPANSION JOINT
	ANGLE VALVE	M.V.	MANUAL AIR VENT
	BUTTERFLY VALVE	A.V.	AUTOMATIC AIR VENT
	2-WAY BUTTERFLY VALVE	A.S.	AIR SEPARATOR
T	TEMPERED MIXING VALVE	S.G.	SIGHT GLASS
			PUMP
			P.R.V. C/W SHUT-OFF VALVE
VB	VACUUM BREAKER		P.R.V. STATION
B.W.V.	BACK WATER VALVE	WHA	WATER HAMMER ARRESTOR

NOTE: NOT ALL SYMBOLS APPLY, REFER TO FLOOR PLANS AND DRAWINGS

5 / M001 VALVES AND APPURTENANCES (MSD-012.05)

SYMBOL	DESCRIPTION	SYMBOL	DESCRIPTION
C.F.R.D.	CONTROL FLOW ROOF DRAIN SIZE AS NOTED REFER TO SPECIFICATION FOR TYPES	C.F.R.D.	CONTROL FLOW ROOF DRAIN FROM ABOVE
R.D.	ROOF DRAIN SIZE AS NOTED REFER TO SPECIFICATION FOR TYPES	R.D.	ROOF DRAIN FROM ABOVE
DRAIN: (REFER TO SPECIFICATION SECTION 15421 FOR DETAILS AND ADDITIONAL TYPES NOT LISTED BELOW)			
F.D.	FLOOR DRAIN SIZE AS NOTED REFER TO SPECIFICATION FOR TYPES	F.D.	FLOOR DRAIN FROM ABOVE WITH TRAP
F.F.D.	FUNNEL FLOOR DRAIN SIZE AS NOTED REFER TO SPECIFICATION FOR TYPES	F.F.D.	FUNNEL FLOOR DRAIN FROM ABOVE WITH TRAP
H.D.	HUB DRAIN SIZE AS NOTED REFER TO SPECIFICATION FOR TYPES	H.D.	HUB DRAIN FROM ABOVE WITH TRAP
P.D.	PROMENADE DRAIN SIZE AS NOTED REFER TO SPECIFICATION FOR TYPES	P.D.	PLANTER DRAIN FROM ABOVE WITH TRAP
P.F.D.	PLENUM DRAIN SIZE AS NOTED REFER TO SPECIFICATION FOR TYPES	P.F.D.	PLENUM FLOOR DRAIN FROM ABOVE WITH TRAP
S.D.	CORNER SCUPPER DRAIN SIZE AS NOTED REFER TO SPECIFICATION FOR TYPES	S.D.	WALL SCUPPER DRAIN SIZE AS NOTED REFER TO SPECIFICATION FOR TYPES
V	VENT		
SAN	SANITARY ABOVE GRADE OR FLOOR	GI	GREASE INTERCEPTOR ABOVE GRADE
SAN(B)	SANITARY BELOW GRADE OR FLOOR	GI(B)	GREASE INTERCEPTOR BELOW GRADE
ST	STORM ABOVE GRADE OR FLOOR	D	INDIRECT DRAIN (CONDENSATE, ETC.)
ST(B)	STORM BELOW GRADE OR FLOOR	ST.V.	STACK VENT
PD	SUMP PUMP DISCHARGE	R.W.L.	RAIN WATER LEADER
C.O.	RUNNING TRAP ABOVE GRADE OR FLOOR	S.ST.	SANITARY STACK
C.O.	RUNNING TRAP BELOW GRADE OR FLOOR	V.ST.	VENT STACK
C.O.	UPTURNED CLEANOUT	W.ST.	WASTE STACK
C.O.	HORIZONTAL CLEANOUT	S.S.	STAINLESS STEEL
C.O.	HORIZONTAL CLEANOUT ABOVE GRADE		
C.O.	HORIZONTAL CLEANOUT BELOW GRADE	C.O.	CLEANOUT IN RISER

NOTE: NOT ALL SYMBOLS APPLY, REFER TO FLOOR PLANS AND DRAWINGS

3 / M001 SANITARY AND STORM SYMBOLS AND ABBREVIATIONS (MSD-012.02)

MECHANICAL DRAWING LIST

Drawing Number	Drawing Title
GENERAL	
M001	MECHANICAL DRAWING LIST AND LEGENDS
M002	MECHANICAL STANDARD DETAILS
M003	MECHANICAL STANDARD DETAILS
M004	MECHANICAL STANDARD DETAILS
M005	MECHANICAL STANDARD DETAILS
SITE PLAN	
M100	MECHANICAL SITE PLAN
SCHEMATICS AND DIAGRAMS	
M200	MECHANICAL SCHEMATICS
M201	POOL SCHEMATICS
M202	POOL SCHEMATIC AND DETAILS
M203	PLUMBING SCHEMATICS
PLUMBING AND DRAINAGE	
M300	BASEMENT – PLUMBING AND DRAINAGE
M300U	BELOW GRADE PLUMBING AND DRAINAGE
M301	LEVEL 1 – PLUMBING AND DRAINAGE
M302	ROOF PLAN – MECHANICAL
H.V.A.C. – LIGHTING	
M400	BASEMENT – H.V.A.C.
M401	LEVEL 1 – H.V.A.C.
FIRE PROTECTION	
M500	BASEMENT – FIRE PROTECTION
M501	LEVEL 1 – FIRE PROTECTION
PART PLANS AND DETAILS	
M600	PART PLAN AND DETAILS
M600A	PART PLAN AND DETAILS
M601	PART PLANS AND DETAILS
M602	PART PLANS AND DETAILS

1 / M001 DRAWING LIST

SYMBOL	DESCRIPTION	SYMBOL	DESCRIPTION
200W	POWER REQUIREMENT FOR ELECTRIC TRACING	LPS	LOW PRESSURE SELECTOR
	ELECTRIC PIPE DEVICE FOR SINGLE LINE PIPES	HPS	HIGH PRESSURE SELECTOR
	ELECTRIC PIPE DEVICE FOR DOUBLE LINE PIPES	E.P.	ELECTRO-PNEUMATIC
M.C.C.	MOTOR CONTROL CENTRE	P.E.	PNEUMATIC-ELECTRIC
D.S.	DISCONNECT SWITCH	C	CONTROLLER
	SWITCH (MANUAL STARTER)	TS	TEMPERATURE SENSOR
H.O.A.	HAND-OFF-AUTO	HS	HUMIDITY SENSOR
FZ	LOW TEMPERATURE THERMOSTAT	BAS	POWER OUTLET FOR B.A.S.
FS	HIGH TEMPERATURE THERMOSTAT		AIR FLOW MONITORING STATION
T	ELECTRIC THERMOSTAT/SENSOR	S	STATIC
T	PNEUMATIC THERMOSTAT	VSD	VARIABLE SPEED DRIVE
BAS	BASE BUILDING AUTOMATION SYSTEM	CO	CARBON MONOXIDE SENSOR
Fs	FLOW SWITCH	RS	REFRIGERANT SENSOR
H	HUMIDISTAT (PNEUMATIC)	CO2	CARBON DIOXIDE SENSOR
H	HUMIDISTAT (ELECTRIC)	NO2	NITROGEN OXIDE SENSOR
S	SPEED SWITCH	A.F.S.	AIR FLOW STATION
	FLOW MONITORING WATER		

NOTE: NOT ALL SYMBOLS APPLY, REFER TO FLOOR PLANS AND DRAWINGS

10 / M001 ELECTRICAL AND CONTROLS SYMBOLS AND ABBREVIATIONS (MSD-012.10)

SYMBOL	DESCRIPTION	SYMBOL	DESCRIPTION
F/D	FIRE DAMPER	SM/D	SMOKE DAMPER
M.O.D.	MOTOR OPERATED DAMPER	P.S.D.	POSITIVE SEAL DAMPER
M.D.	MANUAL DAMPER	B.D.D.	GRAVITY OR BACKDRAFT DAMPER
B.D.	BALANCING DAMPER	SP/D	SPLITTER DAMPER
C.S.F/D	COMBINATION SMOKE AND FIRE DAMPER		
	VOLUME EXTRACTOR		
V.A.V. AND F.P.V.A.V. TAG — V.A.V. BOX TYPE: A 0 / 1200 — MIN. FLOW (L/s); MAX. FLOW (L/s); IMPERIAL: CFM,[INS.] METRIC: L/s,[mm]. FAN POWERED V.A.V. BOX TYPE: FE 120/1000 / 1100 — MIN. PRIMARY FLOW; MAX. PRIMARY FLOW (L/s); SECONDARY FLOW (L/s); RHC– REHEAT COIL CAPACITY (KW); IMPERIAL: CFM,[INS.] METRIC: L/s,[mm]			
	V.A.V. BOX (VARIABLE AIR VOLUME)		FAN POWERED BOX C/W RETURN AIR SILENCER OR ACOUSTICALLY LINED RETURN AIR
	V.A.V. BOX WITH ATTENTUATOR		INDUCTION V.A.V. BOX
	V.A.V. BOX WITH REHEAT COIL		PNEUMATIC AIR VALVE (LAB)
	V.A.V. BOX WITH REHEAT COIL AND ATTENTUATOR		
HEATING ELEMENT TAG — A 1200W / 1944 — HEATING CAPACITY; ACTIVE ELEMENT LENGTH; ENCLOSURE TYPE			
	REHEAT COIL IN DUCT (RHC) WATER		REHEAT COIL IN DUCT (ERHC) ELECTRIC
U.H.-1	HORIZONTAL UNIT HEATER	R-X	RADIATION HEATING RISER NUMBERS (S=SUPPLY AND R=RETURN)
U.H.-2	DOWN BLAST UNIT HEATER		WALL FIN ELEMENT IN CONTINUOUS ENCLOSURE
	RADIANT HEATING PANEL		

NOTE: NOT ALL SYMBOLS APPLY, REFER TO FLOOR PLANS AND DRAWINGS

8 / M001 AIR HANDLING SYMBOLS (MSD-012.08)

SYMBOL	DESCRIPTION	SYMBOL	DESCRIPTION
F	FIRE LINE		PENDANT SPRINKLER HEAD
FS	FLOW SWITCH	DP	DRY PENDANT SPRINKLER HEAD
S.V.	SUPERVISED VALVE		UPRIGHT SPRINKLER HEAD
F.S.P.	FIRE STANDPIPE		CONCEALED SPRINKLER HEAD
	DELUGE SYSTEM VALVE	NF	NON-FREEZE SPRINKLER HEAD
	WET PIPE VALVE	HT	HIGH TEMPERATURE SPRINKLER HEAD
	DRY SYSTEM VALVE	*	CHEMICAL SPRINKLER HEAD
P	PREACTION SYSTEM VALVE		SIDEWALL SPRINKLER HEAD
	FIRE HYDRANT	W	WINDOW SPRINKLER HEAD
FG	FIRE GONG		
	SIAMESE CONNECTION		
SP	WET SPRINKLER		
DSP	DRY SPRINKLER		
F.H.C.-x	FIRE HOSE CABINET AND TYPE		
S.V.C.-x	SPRINKLER SHUT-OFF VALVE CABINET AND TYPE		
F.E.-x	FIRE EXTINGUISHER AND TYPE		
F.E.C.-x	FIRE EXTINGUISHER CABINET AND TYPE		
F.R.	FIRE REEL AND TYPE		

NOTE: NOT ALL SYMBOLS APPLY, REFER TO FLOOR PLANS AND DRAWINGS

6 / M001 FIRE PROTECTION (MSD-012.06)

SYMBOL	DESCRIPTION	SYMBOL	DESCRIPTION
FIXTURES: (REFER TO SPECIFICATION SECTION 15450 FOR DETAILS AND ADDITIONAL TYPES NOT LISTED BELOW)			
W-	FLOOR MOUNTED WATER CLOSET C/W FLUSH VALVE	SH-	SHOWER
W-	WALL HUNG WATER CLOSET C/W FLUSH VALVE	DF-	DRINKING FOUNTAIN
W-	FLOOR MOUNTED WATER CLOSET C/W FLUSH TANK	E.W.	EMERGENCY EYEWASH
U-	URINAL	E.W./S.H.	EMERGENCY EYEWASH/SHOWER
L-	COUNTERTOP LAVATORY	E.S.	EMERGENCY SHOWER
L-	WALL HUNG LAVATORY	F.T.	FLUSH TANK
CS-	SINGLE COMPARTMENT SINK		
MS-	MOP SINK		
CS-	DOUBLE COMPARTMENT SINK		
BT	BATHTUB		
	TEMPERED MIXING VALVE ASSEMBLY	H/C H.B.	HOT AND COLD HOSE BIBB
C	TEMPERED MIXING VALVE CABINET	H.B.	HOSE BIBB
		W.H. (N.F.W.H.)	WALL HYDRANT (OR NON FREEZE WALL HYDRANT)
WM	WATER METER	G.H. (G.F.W.H.)	GROUND HYDRANT (OR NON FREEZE GROUND HYDRANT)
	DOMESTIC COLD WATER (DOM. COLD WATER)		
	DOMESTIC HOT WATER (DOM. HOT WATER)		
	DOMESTIC HOT WATER RECIRCULATION (DOM. HOT WATER RECIRC.)	G	NATURAL GAS
T	TEMPERED DOMESTIC HOT WATER	GV	NATURAL GAS VENT
NP	NON-POTABLE WATER		

NOTE: NOT ALL SYMBOLS APPLY, REFER TO FLOOR PLANS AND DRAWINGS

4 / M001 PLUMBING SYMBOLS AND ABBREVIATIONS (MSD-012.03)

SYMBOL	DESCRIPTION	SYMBOL	DESCRIPTION
6 / M-01	DETAIL NUMBER; DRAWING NUMBER	12 / M-01	SECTION NUMBER; DRAWING NUMBER
4	REVISION NUMBER		REVISION BUBBLE
R.I.O.	ROUGH IN ONLY	N.O.	NORMALLY OPEN
R.I.C.	ROUGH IN AND CONNECT	N.C.	NORMALLY CLOSED
A.D.	ACCESS DOOR	S.S.	STAINLESS STEEL
	PIPING SERVICE CONTINUES	OR	ELBOWS
	REFER TO STANDARD DETAIL DRAWINGS FOR ADDITIONAL REQUIREMENTS OF EQUIPMENT NOTED		TEE
	EQUIPMENT/PIPING/DUCTWORK SHOWN DASHED BELOW		BRANCH OFF BOTTOM OF MAIN
	PIPING INTERSECTS PIPING BELOW		BRANCH OFF TOP OF MAIN
	PIPE DROP OR FROM BELOW		DIRECTION OF FLOW
	PIPE UP OR FROM ABOVE		
CAP	CAP CONNECTION		
A.D.	SQUARE EXTERIOR AREA DRAIN	M.H.	MAINTENANCE HOLE
T.B.	THRUST BLOCK	MHCB	MAINTENANCE HOLE CATCH BASIN
GM	GAS METER	C.B.	CATCH BASIN
		A.D.	CIRCULAR EXTERIOR AREA DRAIN

NOTE: NOT ALL SYMBOLS APPLY, REFER TO FLOOR PLANS AND DRAWINGS

2 / M001 GENERAL AND SITE PLAN SYMBOLS AND ABBREVIATIONS (MSD-012.01)

Contractor must check and verify all dimensions on the job, and report any discrepancies to the Architect before proceeding with the work.

Do not scale this drawing.

REVISIONS AND ISSUES

REV	DESCRIPTION	DATE
1	Issued for Tender	2018-03-01

MJMA
maclennan jaunkalns miller architects
425 adelaide street west level 6
toronto ontario m5v 3c1
416 593 6796
www.mjmarchitects.com

TEAL Architects+Planners
1660 Hollis Street, Suite 1101
Halifax, Nova Scotia B3J 1V7
www.tealarchitects.com

Smith + Andersen
MECHANICAL ENGINEERS
4211 Yonge Street Suite 500 Toronto Ontario
M2P 2A9
T: 416 487 8151 F: 416 487 9104

Smith + Andersen
ELECTRICAL ENGINEERS
4211 Yonge Street Suite 500 Toronto Ontario
M2P 2A9
T: 416 487 8151 F: 416 487 9104

Municipality of East Hants
Parks, Recreation and Culture
Lloyd E Matheson Centre
15 Commerce Court
Elmsdale, NS B2S 3K5
T: 902 883-7098

NORTH ARROW

SEAL: REGISTERED PROFESSIONAL ENGINEER, DATE 2018.03.01, R.T. DROESBECK, 6644, PROVINCE OF NOVA SCOTIA

Smith + Andersen
4211 Yonge Street Suite 500 Toronto Ontario M2P 2A9
416 487 8151 f 416 487 9104 smithandandersen.com

PROJECT TITLE
EAST HANTS AQUATIC CENTRE
COMMERCE COURT, ELMSDALE, N.S.

DRAWING TITLE
MECHANICAL DRAWING LIST AND LEGENDS

SCALE
N.T.S.

DATE
2018-03-01

PROJECT NUMBER
17079

DRAWING NUMBER
M001

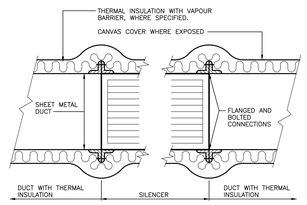

THERMAL INSULATION

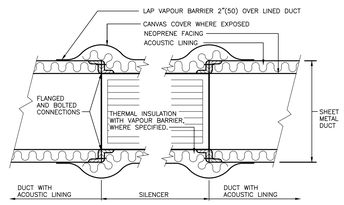

ACOUSTIC LINING

13 M002 SILENCER INSULATION (MSD-250.01)

NOTES:

1. PUMPS.
2. CHECK VALVE.
3. PRESSURE GAUGE WITH ANTI-PULSATION SNUBBER.
4. ECCENTRIC FITTINGS.
5. SHUT-OFF VALVE.
6. FLOW BALANCING VALVE.
7. PIPE SIZES AS SHOWN ON DRAWINGS.
8. HANGER RODS.
9. VIBRATION ISOLATION. REFER TO SPECIFICATION AND SCHEDULES.
10. FOR OPEN SYSTEMS USE INDIVIDUAL PRESSURE GAUGES ON PUMP SUCTION AND PUMP DISCHARGE.
11. CHECK VALVE IS NOT REQUIRED ON SINGLE PUMPS IN A CLOSED SYSTEM.
12. STRAINERS ARE NOT REQUIRED ON DOMESTIC WATER SYSTEMS.
13. PRESSURE GAUGES ARE NOT REQUIRED ON DOMESTIC HOT WATER RECIRCULATION PUMPS.
14. TAPPINGS ON PUMP CASING (WHERE PROVIDED) TO BE USED FOR PRESSURE GAUGE CONNECTIONS.
15. CONNECTION TO DIFFERENTIAL PRESSURE SWITCH AS REQUIRED BY CONTROL SECTION.
16. DRAIN LINE TO NEAREST FLOOR DRAIN [CHILLED WATER PUMPS]
17. SPHERICAL RUBBER FLEXIBLE CONNECTION.

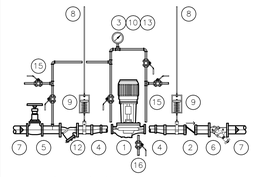

0.5 H.P. (0.37 kw) MOTOR AND LESS

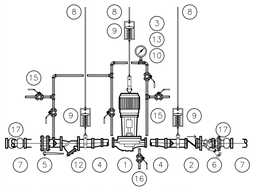

0.75 H.P. (0.56 kw) MOTOR AND LARGER

DRAWING SYMBOL

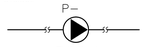

19 M002 CEILING HUNG IN-LINE PUMPS TYPE 4 (MSD-141.04)

PIPE MARKER LEGEND	VALVE TAG LEGEND	BACKGROUND COLOUR	LEGEND COLOUR
CONDENSATE	COND.	YELLOW	BLACK
STORM DRAIN/SEWER		GREEN	WHITE
SANITARY DRAIN/SEWER		GREEN	WHITE
ACID DRAIN/VENT		YELLOW	BLACK
ISOTOPE DRAIN/VENT		YELLOW	BLACK
REFRIGERANT SUCTION	R.S.	YELLOW	BLACK
REFRIGERANT LIQUID	R.L.	YELLOW	BLACK
REFRIGERANT HOT GAS	R.H.G.	YELLOW	BLACK
ENGINE EXHAUST		YELLOW	BLACK
FUEL OIL	F.O.	YELLOW	BLACK
COMPRESSED AIR 100 P.S.I. (700 KPa) & LOWER	L.P.C.A.	GREEN	WHITE
COMPRESSED AIR OVER 100 PSI (700 KPa)	H.P.C.A.	YELLOW	BLACK
FIRE STANDPIPE	F.S.P.	RED	WHITE
SPRINKLER	SP	RED	WHITE
DRY SPRINKLER PIPE	DSP	RED	WHITE
CARBON DIOXIDE (FIRE PROTECTION)	CO_2	RED	WHITE
VENT (PLUMBING)		GREEN	WHITE

7 M002 PIPE IDENTIFICATION (MSD-058.03)

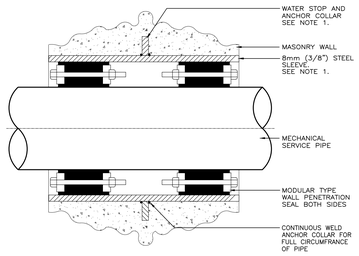

NOTES:

1. MANUFACTURED WALL SLEEVES WITH WATER STOP AND ANCHOR COLLAR ACCEPTABLE WHERE MODULAR SEAL MANUFACTURER'S SPECIFICATIONS PERMIT. SPLIT SLEEVES ON SLEEVES WITHOUT A WATER STOP ARE NOT PERMITTED.

4 M002 PENETRATION THROUGH FOUNDATION WALL (MSD-052.02)

SYMBOL	DESCRIPTION		
FC-12-01 / UH-01	EQUIPMENT DESIGNATION; FLOOR NUMBER; SEQUENTIAL NUMBER; TYPICAL EQUIPMENT DESIGNATION SEQUENTIAL NUMBER	SL-AHU12-01-S01	DESIGNATION; EQUIPMENT DESIGNATION; SILENCER TAG
AC	SPLIT SYSTEM AIR CONDITIONING UNIT (REFER TO CU BELOW)	RF	RETURN FAN
		RP	RADIANT PANEL
ACH	AIR CURTAIN HEATER	RTU	ROOF TOP UNIT
AFS	AIR FLOW STATION	SCAC	SELF CONTAINED AIR CONDITIONING UNIT
AHU	AIR HANDLING UNIT	SF	SUPPLY FAN ALTERNATIVELY IF ASSOCIATED TO AIR HANDLING UNIT
SL	SILENCERS (TO BE READ IN CONJUNCTION WITH ASSOCIATED AIR HANDLING UNIT)	TF	TRANSFER FAN
B	BOILERS	UH	UNIT HEATERS
CH	CHILLER	VHP	VERTICAL HEAT PUMP
CRU	COMPUTER ROOM AIR CONDITIONING UNIT	VFC	VERTICAL FAN COIL
CT	COOLING TOWER		
CUH	CABINET UNIT HEATER		
CU	CONDENSING UNIT		
DHWT	DOMESTIC HOT WATER TANK		
DHWH	DOMESTIC HOT WATER HEATER		
EF	EXHAUST FAN		
ET	EXPANSION TANK		
EW	ENTHALPY WHEEL		
FC	FLUID COOLER		
FCU	FAN COIL UNITS		
FTH	FORCE FLOW HEATER		
HE	HEAT EXCHANGER		
HHP	HORIZONTAL HEAT PUMP		
HU	HUMIDIFIER		
MUA	MAKEUP AIR UNIT		
P–	PUMP (GENERAL)		
P–HTG	HEATING WATER PUMP,		
P–CLG	COOLING WATER PUMP,		
P–FSP/FIRE	FIRE STANDPIPE PUMP/FIRE PUMP		
P–DW	DOMESTIC WATER PUMP		
P–SAN	SANITARY PUMP		
P–STM	STORM PUMP		
P–SMP	SUMP PUMP		
P–DHWR	DOMESTIC HOT WATER RECIRC PUMP		
P–FO	FUEL OIL PUMP		
P–CHEM	CHEMICAL FEED PUMP		
P–CHW	CHILLED WATER PUMP,		
P–CON	CONDENSER WATER PUMP,		

NOTE: NOT ALL SYMBOLS APPLY, REFER TO FLOOR PLANS AND DRAWINGS

1 M002 MECHANICAL EQUIPMENT NOMENCLATURE CONVENTION (MSD-012.11)



14 M002 NOT USED

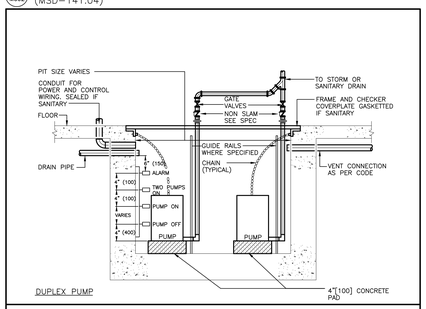

DUPLEX PUMP

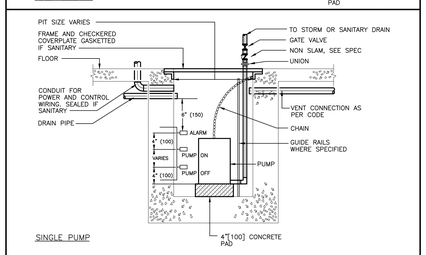

SINGLE PUMP

11 M002 SUBMERSIBLE SUMP PUMPS (MSD-146.01)

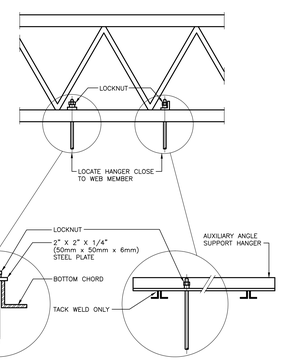

FOR DOUBLE ANGLE BOTTOM CHORD

FOR COLD FORMED BOTTOM CHORD

MAXIMUM LOAD ON HANGER – 150 LB. (70Kg)

8 M002 JOIST HANGERS (MSD-094.01)

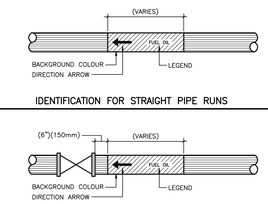

IDENTIFICATION FOR STRAIGHT PIPE RUNS

IDENTIFICATION AT VALVES AND EQUIPMENT

MATERIAL CLASSIFICATION	BACKGROUND COLOUR
HAZARDOUS	YELLOW, 505–101
INHERENTLY LOW HAZARD	GREEN, 505–107
FIRE PROTECTION	RED, 509–102

MATERIAL CLASSIFICATION	LEGEND COLOUR
HAZARDOUS	BLACK, 512–101
INHERENTLY LOW HAZARD	WHITE, 513–101
FIRE PROTECTIONS	WHITE, 513–101

5 M002 PIPE IDENTIFICATION (MSD-058.01)

SYMBOL	DESCRIPTION	SYMBOL	DESCRIPTION
6 M-01	DETAIL NUMBER; DRAWING NUMBER	12 M-01	SECTION NUMBER; DRAWING NUMBER
4	REVISION NUMBER		REVISION BUBBLE
OR	ELBOWS	5	PIPING SERVICE CONTINUES
	TEE	5 5	REFER TO STANDARD DETAIL DRAWINGS FOR ADDITIONAL REQUIREMENTS OF EQUIPMENT NOTED
	BRANCH OFF BOTTOM OF MAIN		
	BRANCH OFF TOP OF MAIN		
	DIRECTION OF FLOW		

NOTE: EXISTING EQUIPMENT, PIPING, VALVES, DUCTWORK SHOWN LIGHT TO REMAIN

	EXISTING DUCT, FLEX. DUCT AND AIR SUPPLY TO REMAIN	EX	EXISTING CONCEALED SPRINKLER HEAD & PIPING TO REMAIN
T	EXISTING ELECTRIC THERMOSTAT	EX	EXISTING PENDANT SPRINKLER HEAD & PIPING TO REMAIN
EX	EXISTING UPRIGHT SPRINKLER HEAD & PIPING TO REMAIN	EX	EXISTING SIDEWALL OR WINDOW SPRINKLER HEAD & PIPING TO REMAIN

NOTE: EXISTING EQUIPMENT SHOWN HATCHED TO BE REMOVED AND/OR RELOCATED.

	EXISTING DUCT, FLEX. DUCT AND AIR SUPPLY TO BE REMOVED	EX	EXISTING CONCEALED SPRINKLER HEAD TO BE REMOVED/RELOCATED
	EXISTING ELECTRIC THERMOSTAT/TEMPERATURE SENSOR TO BE REMOVED/RELOCATED	EX	EXISTING PENDANT SPRINKLER HEAD TO BE REMOVED/RELOCATED
EX	EXISTING UPRIGHT SPRINKLER HEAD TO BE REMOVED/RELOCATED	EX	EXISTING SIDEWALL OR WINDOW SPRINKLER HEAD TO BE REMOVED/RELOCATED

NOTE: NOT ALL SYMBOLS APPLY, REFER TO FLOOR PLANS AND DRAWINGS

2 M002 GENERAL SYMBOLS AND ABBREVIATIONS (MSD-012.12)



15 M002 NOT USED

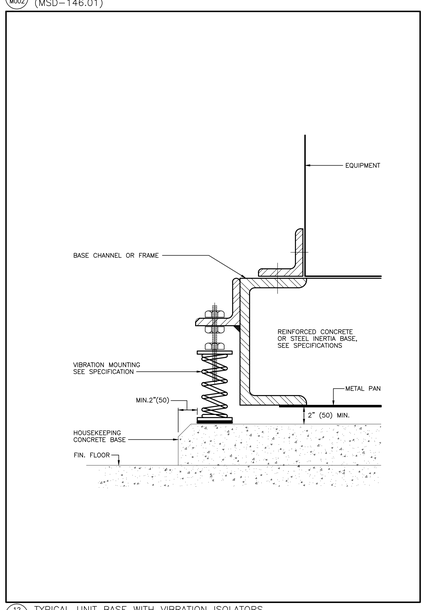

12 M002 TYPICAL UNIT BASE WITH VIBRATION ISOLATORS (MSD-200.01)

NOTES:

1. PUMPS.
2. CHECK VALVE.
3. BASE ELBOW SUPPORT.
4. PRESSURE GAUGE WITH ANTI-PULSATION SNUBBER.
5. BASE. REFER TO SPECIFICATIONS AND SCHEDULES FOR VIBRATION ISOLATION.
6. ECCENTRIC FITTINGS.
7. PIPE SIZES AS SHOWN ON DRAWINGS.
8. VIBRATION ISOLATION REFER TO SPECIFICATION AND SCHEDULES.
9. HOUSEKEEPING PAD.
10. FOR OPEN SYSTEMS USE INDIVIDUAL PRESSURE GAUGES ON PUMP SUCTION AND PUMP DISCHARGE.
11. CHECK VALVE IS NOT REQUIRED ON SINGLE PUMPS IN A CLOSED SYSTEM.
12. STRAINERS ARE NOT REQUIRED ON DOMESTIC WATER SYSTEMS.
13. PRESSURE GAUGES ARE NOT REQUIRED ON DOMESTIC HOT WATER RECIRCULATION PUMPS.
14. TAPPINGS ON PUMP CASING (WHERE PROVIDED) TO BE USED FOR PRESSURE GAUGE CONNECTIONS.
15. CONNECTION TO DIFFERENTIAL PRESSURE SWITCH AS REQUIRED BY CONTROL SECTION
16. DRAIN LINE TO FLOOR DRAIN [CHILLED WATER PUMPS]
17. SHUT-OFF VALVE
18. FLOW BALANCING VALVE
19. SPHERICAL RUBBER FLEXIBLE CONNECTION

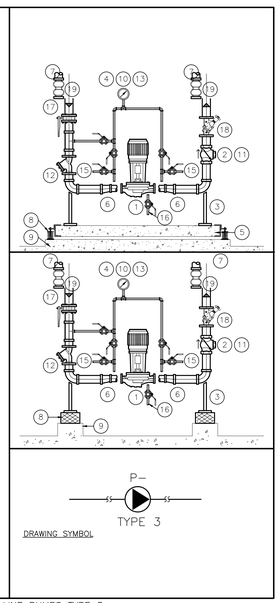

DRAWING SYMBOL

9 M002 FLOOR SUPPORTED IN-LINE PUMPS TYPE 3 (MSD-141.03)

PIPE MARKER LEGEND	VALVE TAG LEGEND	BACKGROUND COLOUR	LEGEND COLOUR
DOMESTIC COLD WATER	DCW	GREEN	WHITE
DISTILLED WATER	DI.W.	GREEN	WHITE
DEMINERALIZED WATER	DE.W.	GREEN	WHITE
CONDENSER WATER SUPPLY	CS	GREEN	WHITE
CONDENSER WATER RETURN	CR	GREEN	WHITE
CHILLED WATER SUPPLY	CHS	GREEN	WHITE
CHILLED WATER RETURN	CHR	GREEN	WHITE
CHILLED DRINKING WATER	CDW	GREEN	WHITE
DOMESTIC HOT WATER	DHW	GREEN	WHITE
DOMESTIC HOT WATER RECIRCULATION	DHWR	GREEN	WHITE
HOT WATER HEATING SUPPLY UP TO 250°F (120°C)	HWS	YELLOW	BLACK
HOT WATER HEATING RETURN UP TO 250°F (120°C)	HWR	YELLOW	BLACK
HIGH TEMPERATURE WATER SUPPLY ABOVE 250°F (120°C)	HTWS	YELLOW	BLACK
HIGH TEMPERATURE WATER RETURN ABOVE 250°F (120°C)	HTWR	YELLOW	BLACK
BOILER FEED WATER	BFW	YELLOW	BLACK
STEAM 15 PSI (100 KPA) AND LOWER	S–15	YELLOW	BLACK
STEAM ABOVE 15 PSI (100 KPA)	S–#(PSI)	YELLOW	BLACK
VENT (STEAM, ETC.)		YELLOW	BLACK
NATURAL GAS	N.G.	YELLOW	BLACK
DEIONIZED WATER	D.I.W.	GREEN	WHITE
R.O. WATER	R.O.W.	GREEN	WHITE
NITROGEN	N	BLUE	WHITE

6 M002 PIPE IDENTIFICATION (MSD-058.02)

SYMBOL	DESCRIPTION	SYMBOL	DESCRIPTION
F.D.	FLOOR DRAIN SIZE AS NOTED REFER TO SPECIFICATION FOR TYPES		DOMESTIC COLD WATER (DOM. COLD WATER)
F.F.D.	FUNNEL FLOOR DRAIN SIZE AS NOTED REFER TO SPECIFICATION FOR TYPES		DOMESTIC HOT WATER (DOM. HOT WATER)
C.O.	UPTURNED CLEANOUT		DOMESTIC HOT WATER RECIRCULATION (DOM. HOT WATER RECIRC.)
C.O.	HORIZONTAL CLEANOUT	T	TEMPERED DOMESTIC HOT WATER
G	FLOOR DRAIN FROM ABOVE WITH TRAP	G	NATURAL GAS
G	FUNNEL FLOOR DRAIN FROM ABOVE WITH TRAP	GV	NATURAL GAS VENT
W	WATER CLOSET AS NOTED REFER TO SPECIFICATION FOR TYPES	V	VENT
	SINGLE COMPARTMENT KITCHEN SINK	SAN	SANITARY ABOVE GRADE OR FLOOR
	MOP SINK	SAN(B)	SANITARY BELOW GRADE OR FLOOR
	DOUBLE COMPARTMENT SINK		GATE OR ISOLATION VALVE (REFER TO SPECIFICATION)
DF	DRINKING FOUNTAIN		GLOBE VALVE
U	URINAL		BALL VALVE
L	WALL HUNG LAVATORY		PENDANT SPRINKLER HEAD
SP	WET SPRINKLER	DP	DRY PENDANT SPRINKLER HEAD
DSP	DRY SPRINKLER		UPRIGHT SPRINKLER HEAD
F.H.C.–x	FIRE HOSE CABINET AND TYPE		CONCEALED SPRINKLER HEAD
S.V.C.–x	SPRINKLER SHUT-OFF VALVE CABINET AND TYPE	NF	NON-FREEZE SPRINKLER HEAD
F.E.–x	FIRE EXTINGUISHER AND TYPE	HT	HIGH TEMPERATURE SPRINKLER HEAD
F.E.C.–x	FIRE EXTINGUISHER CABINET AND TYPE	*	CHEMICAL SPRINKLER HEAD
F.R.	FIRE REEL		SIDEWALL SPRINKLER HEAD
WM	WATER METER	W	WINDOW SPRINKLER HEAD
BFP	BACK FLOW PREVENTOR	NOTE: NOT ALL SYMBOLS APPLY, REFER TO FLOOR PLANS AND DRAWINGS	

3 M002 GENERAL SYMBOLS AND ABBREVIATIONS (MSD-012.13)

Contractor must check and verify all dimensions on the job, and report any discrepancies to the Architect before proceeding with the work.

Do not scale this drawing.

REVISIONS AND ISSUES

REV	DESCRIPTION	DATE
1	Issued for Tender	2018-03-01

MJMA
maclennan jaunkains miller architects
425 adelaide street west level 6
toronto ontario m5v 3c1
416 593 6796
www.mjmarchitects.com

TEAL Architects+Planners
1660 Hollis Street, Suite 1101
Halifax, Nova Scotia B3J 1V7
www.tealarchitects.com

CAMPBELL COMEAU ENGINEERING LTD.
STRUCTURAL ENGINEERS
2179 GLADSTONE STREET, SUITE 110
HALIFAX NS, B3K 4W6
T: 902 429 5454 F:902 444 3099

Smith + Andersen
MECHANICAL ENGINEERS
4211 Yonge Street Suite 500 Toronto Ontario
M2P 2A9
T: 416 487 8151 F: 416 487 9104

Smith + Andersen
ELECTRICAL ENGINEERS
4211 Yonge Street Suite 500 Toronto Ontario
M2P 2A9
T: 416 487 8151 F: 416 487 9104

Strum Consulting
CIVIL ENGINEERS
Robbins, 1355 Bedford Highway
Bedford, NS , B4A 1E5
T: 902 835 5560 F: 902 835 5574

Municipality of East Hants
Parks, Recreation and Culture
Lloyd E Matheson Centre
15 Commerce Court
Elmsdale, NS B2S 3K5
T: 902 883-7098

NORTH ARROW

SEAL

REGISTERED PROFESSIONAL ENGINEER
DATE 2018.03.01
R.T. DROESBECK
6644
PROVINCE OF NOVA SCOTIA

Smith + Andersen
4211 Yonge Street Suite 500 Toronto Ontario M2P 2A9
416 487 8151 f 416 487 9104 smithandandersen.com

PROJECT TITLE
EAST HANTS AQUATIC CENTRE
COMMERCE COURT, ELMSDALE, N.S.

DRAWING TITLE
MECHANICAL STANDARD DETAILS

SCALE
N.T.S.

DATE
2018-03-01

PROJECT NUMBER
17079

DRAWING NUMBER
M002

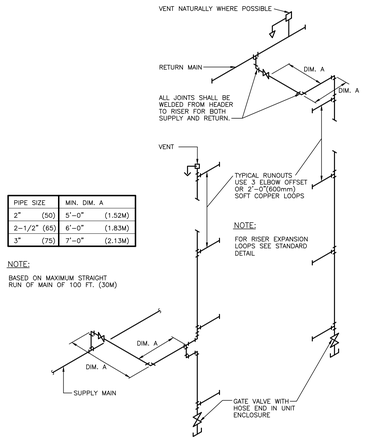

PIPE SIZE	MIN. DIM. A
2" (50)	5'–0" (1.52M)
2–1/2" (65)	6'–0" (1.83M)
3" (75)	7'–0" (2.13M)

NOTE:

BASED ON MAXIMUM STRAIGHT RUN OF MAIN OF 100 FT. (30M)

NOTE:

FOR RISER EXPANSION LOOPS SEE STANDARD DETAIL

13 M003 PIPE EXPANSION OFFSETS (MSD–706.01)

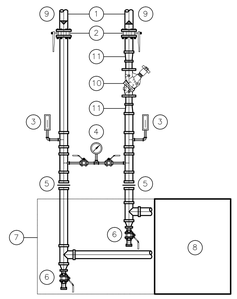

NOTES:

1. PIPE SIZES AS SHOWN ON PLANS.
2. SHUT–OFF VALVES.
3. THERMOMETER.
4. PRESSURE GAUGE.
5. UNIONS OR FLANGES LOCATED CLEAR OF SERVICE SPACE AND TUBE REMOVAL.
6. DRAIN LEG AND VALVE
7. TUBE REMOVAL AND SERVICE SPACE WHERE REQUIRED.
8. MECHANICAL EQUIPMENT REQUIRING SERVICE.
9. REFER TO SEPARATE MSD FOR CONTROL VALVE INSTALLATION DETAILS WHERE APPLICABLE.
10. FLOW BALANCING VALVE. REFER TO MSD– FOR INSTALLATION DETAILS.
11. CONCENTRIC FITTINGS.

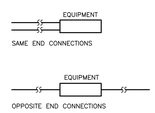

DRAWING SYMBOL

19 M003 EQUIPMENT INSTALLATION (MSD–705.04)

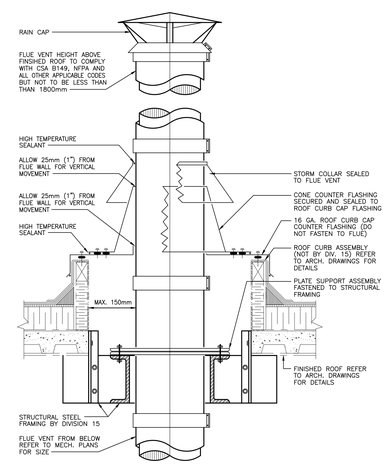

7 M003 FLUE VENT ROOF PENETRATION (MSD–620.01)

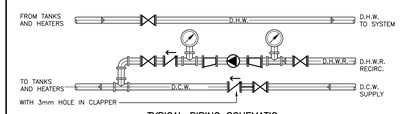

TYPICAL PIPING SCHEMATIC

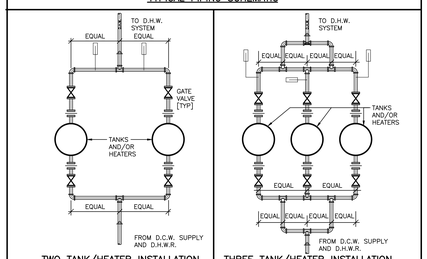

TWO TANK/HEATER INSTALLATION

THREE TANK/HEATER INSTALLATION

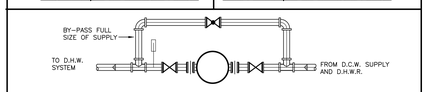

SINGLE TANK/HEATER INSTALLATION

4 M003 DOMESTIC HOT WATER HEATERS (MSD–425.01) – MODIFIED

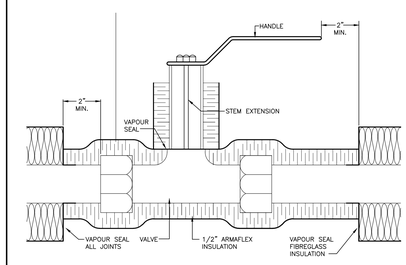

USED FOR ALL COLD SERVICE VALVES WITH SHORT NECKS WITH OR WITHOUT SHAFT (STEM) EXTENSIONS. REFER TO VALVE SPECIFICATIONS.. SERVICES INCLUDE DOMESTIC COLD WATER, CHILLED WATER AND ANY OTHER PIPE SYSTEM WHERE THE WATER TEMPERATURE MAY DROP BELOW 75°F. (23.9°C). VALVES INCLUDE BALL VALVES, BUTTERFLY VALVES, AND ANY OTHER VALVE WHERE THE NECK IS LESS THAN 1–1/4" (32mm) HIGH.

1 M003 INSULATION AT COLD VALVES WITH SHORT NECKS (MSD–250.03)

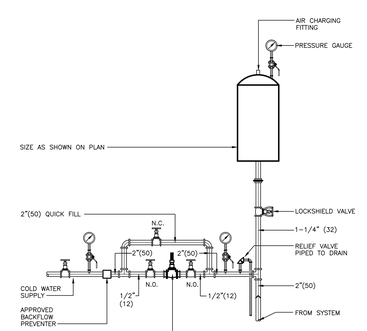

14 M003 DIAPHRAM EXPANSION TANK PIPING SCHEMATIC (MSD–708.01)

NOTES:

1. PUMP(S).
2. FILTER. IF NECESSARY PROVIDE REDUCER/INCREASER AT PIPE CONNECTIONS
3. BYPASS (POT) FEEDER. PROVIDE REDUCER/INCREASER AT PIPE CONNECTIONS IF NECESSARY.
4. SHUT–OFF/ISOLATION VALVE.
5. PIPE TO NEAREST DRAIN.
6. VENT.
7. FLOW BALANCING VALVE.
8. TEE C/W TEST COUPON.
9. TEST CONNECTION.
10. REFER TO SCHEDULE FOR FILTER AND BYPASS FEEDER PIPE SIZES.

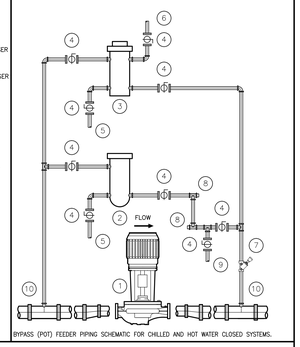

BYPASS (POT) FEEDER PIPING SCHEMATIC FOR CHILLED AND HOT WATER CLOSED SYSTEMS.

PIPE SIZE SCHEDULE:

PIPE SIZE	SYSTEM CAPACITY*
12ø (1/2")	0 – 3.1 L/s (0 – 50 USGPM)
19ø (3/4")	3.2 – 7.2 L/s (51 – 115 USGPM)
25ø (1")	7.3 – 13.5 L/s (116 – 215 USGPM)
32ø (1–1/4")	13.6 – 29.3 L/s (216 – 465 USGPM)
38ø (1–1/2")	29.4 – 41.9 L/s (466 – 665 USGPM)
50ø (2")	42.0 – 83.9 L/s (666 – 1330 USGPM)

*PIPE SIZE SHALL BE BASED ON 1% OF SYSTEM CAPACITY FLOW AT A 3 FT./100 FT. PRESSURE DROP FOR WATER SYSTEMS GREATER THAN THOSE LISTED.

11 M003 POT FEEDER PIPING (MSD–705.05)

NOTES:

1. CONTROL VALVE (ELECTRIC OR PNEUMATIC REFER TO DRAWING SYMBOLS)
2. PLUGGED 6mm (1/4 in.) PRESSURE GAUGE CONNECTION WITH VALVE.
3. SUPPLY PIPE SIZE AS SHOWN ON PLANS.
4. UNION OR FLANGE.
5. ECCENTRIC FITTINGS.
6. SHUT–OFF VALVE.
7. BY–PASS FULL SIZE OF SUPPLY PIPE.
8. GLOBE OR FLOW BALANCING VALVE. REFER TO SPECIFICATION FOR DETAILS.
9. RETURN PIPE SIZE AS SHOWN ON PLANS.
10. PIPING TO EQUIPMENT SAME SIZE AS SUPPLY AND/OR RETURN PIPE.
11. FLOW BALANCING VALVE. REFER TO MSD– FOR INSTALLATION DETAILS. SUBSTITUTE SHUT–OFF VALVE WHERE PRESSURE INDEPENDANT CONTROL VALVE USED. VALVE SHALL BE FULL OF RETURN PIPE.
12. CONCENTRIC FITTINGS

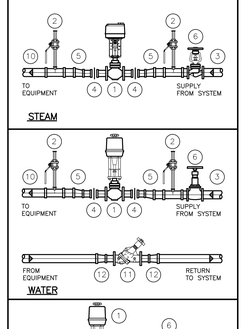

DRAWING SYMBOL

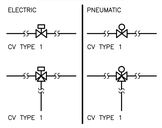

8 M003 CONTROL VALVES TYPE 1 (MSD–705.01)

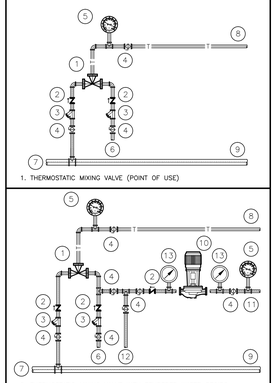

1. THERMOSTATIC MIXING VALVE (POINT OF USE)

2. THERMOSTATIC MIXING VALVE WITH TEMPERED WATER RECIRC. (CENTRAL SYSTEM)

DRAWING SYMBOL

5 M003 THERMOSTATIC MIXING VALVES (MSD–450.31) – MODIFIED

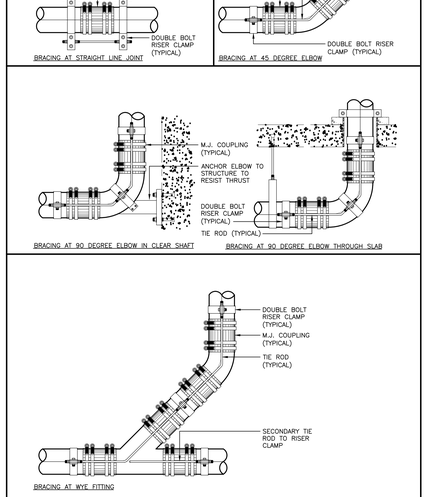

2 M003 MECHANICAL JOINT SPACING (MSD–410.02)

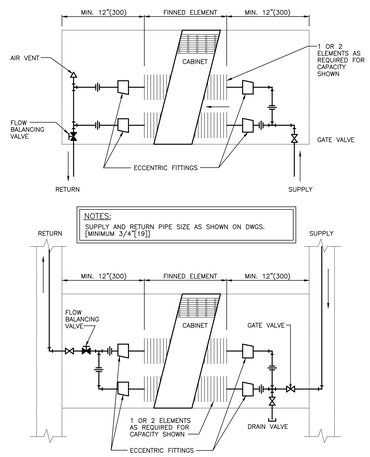

NOTES:

SUPPLY AND RETURN PIPE SIZE AS SHOWN ON DWGS. [MINIMUM 3/4"[19]]

15 M003 CONVECTORS (MSD–753.01) – MODIFIED

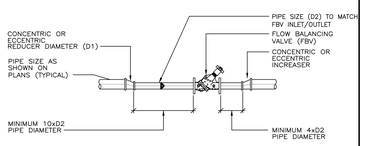

NOTE:

SIZE IN ACCORDANCE WITH THE WATER FLOW RATE (LPM/GPM) AT 3kPa (0.432psi) DIFFERENTIAL PRESSURE AT 100% FULL OPEN POSISTION.

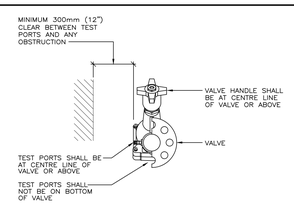

12 M003 TYPICAL FLOW BALANCING VALVE INSTALLATION (MSD–705.08)

NOTES:

1. CONTROL VALVE (ELECTRIC OR PNEUMATIC REFER TO DRAWING SYMBOLS)
2. PLUGGED 6mm (1/4 in.) PRESSURE GAUGE CONNECTION WITH VALVE.
3. SUPPLY PIPE SIZE AS SHOWN ON PLANS.
4. UNION OR FLANGE.
5. ECCENTRIC FITTINGS.
6. SHUT–OFF VALVE.
7. BY–PASS FULL SIZE OF SUPPLY PIPE.
8. GLOBE VALVE OR FLOW BALANCING VALVE. REFER TO SPECIFICATION FOR DETAILS.
9. RETURN PIPE SIZE AS SHOWN ON PLANS.
10. PIPING TO EQUIPMENT SAME SIZE AS SUPPLY AND/OR RETURN PIPE.
11. BY–PASS SAME SIZE AS CONTROL VALVE.
12. FLOW BALANCING VALVE. REFER TO MSD– FOR INSTALLATION DETAILS. SUBSTITUTE SHUT–OFF VALVE WHERE PRESSURE INDEPENDENT CONTROL USED. VALVE SHALL BE FULL SIZE OF RETURN PIPE.
13. CONCENTRIC FITTINGS.

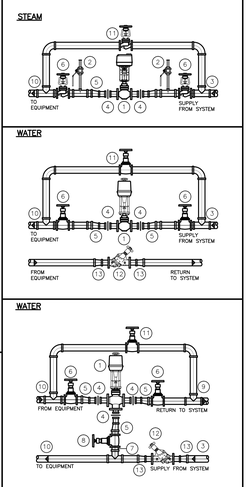

DRAWING SYMBOL

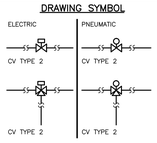

9 M003 CONTROL VALVE TYPE 2 (MSD–705.02)

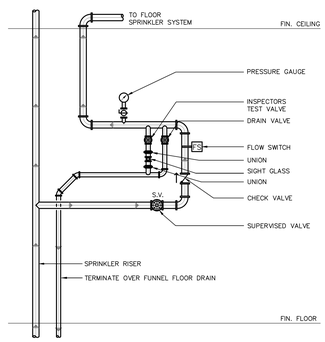

6 M003 SPRINKLER PIPING TAKE–OFF AT RISER (MSD–501.02)

NOTE:

1. 'H' MUST BE GREATER THAN MAXIMUM OPERATING FAN SUCTION PRESSURE OR POOLING WILL OCCUR IN DRAIN PAN. USE 1" (25mm) SAFETY FACTOR.
2. BASE HEIGHT TO PROVIDE SUFFICIENT HEIGHT FOR TRAP.

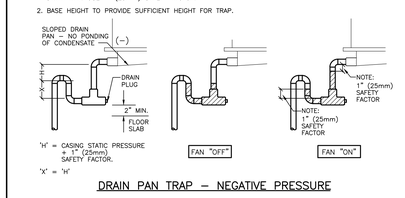

DRAIN PAN TRAP – NEGATIVE PRESSURE

NOTE:

1. 'H' MUST BE GREATER THAN MAXIMUM OPERATING FAN DISCHARGE PRESSURE OR TRAP WILL BLOW–OUT ON START–UP. USE 1" (25mm) SAFETY FACTOR.
2. BASE HEIGHT TO PROVIDE SUFFICIENT HEIGH FOR TRAP.

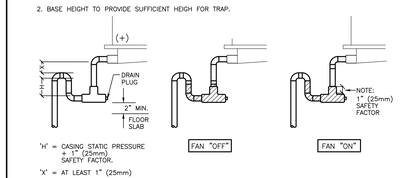

DRAIN PAN TRAP – POSITIVE PRESSURE

3 M003 TRAP DETAIL MODULE WITH POSITIVE/NEGATIVE STATIC PRESSURE (MSD–421.01)

Contractor must check and verify all dimensions on the job, and report any discrepancies to the Architect before proceeding with the work.

Do not scale this drawing.

REVISIONS AND ISSUES

REV	DESCRIPTION	DATE
1	Issued for Tender	2018-03-01

MJMA

maclennan jaunkains miller architects

425 adelaide street west level 6
toronto ontario m5v 3c1
416 593 6796
www.mjmarchitects.com

TEAL Architects+Planners
1660 Hollis Street, Suite 1101
Halifax, Nova Scotia B3J 1V7
www.tealarchitects.com

CAMPBELL COMEAU ENGINEERING LTD.
STRUCTURAL ENGINEERS
2779 GLADSTONE STREET, SUITE 110
HALIFAX NS, B3K 4W6
T: 902 429 5454 F:902 444 3099

Smith + Andersen
MECHANICAL ENGINEERS
4211 Yonge Street Suite 500 Toronto Ontario
M2P 2A9
T: 416 487 8151 F: 416 487 9104

Smith + Andersen
ELECTRICAL ENGINEERS
4211 Yonge Street Suite 500 Toronto Ontario
M2P 2A9
T: 416 487 8151 F: 416 487 9104

Strum Consulting
CIVIL ENGINEERS
Robbins, 1355 Bedford Highway
Bedford, NS , B4A 1E5
T: 902 835 5560 F: 902 835 5574

Municipality of East Hants

Parks, Recreation and Culture
Lloyd E Matheson Centre
15 Commerce Court
Elmsdale, NS B2S 3K5
T: 902 883–7098

NORTH ARROW

SEAL

REGISTERED PROFESSIONAL ENGINEER
DATE 2018.03.01
R.T. DROESBECK
6644
PROVINCE OF NOVA SCOTIA

Smith + Andersen
4211 Yonge Street Suite 500 Toronto Ontario M2P 2A9
416 487 8151 F 416 487 9104 smithandersen.com

PROJECT TITLE

EAST HANTS AQUATIC CENTRE

COMMERCE COURT, ELMSDALE, N.S.

DRAWING TITLE

MECHANICAL STANDARD DETAILS

SCALE

N.T.S.

DATE

2018–03–01

PROJECT NUMBER

17079

DRAWING NUMBER

M003

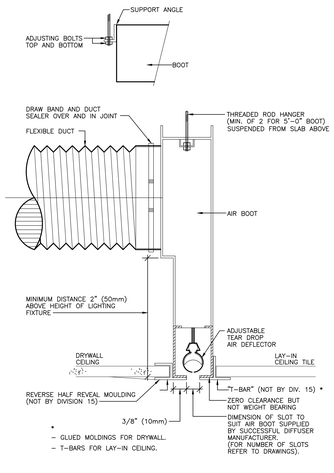

13 M004 AIR BOOT IN LAY-IN CEILING OR DRYWALL CEILING (MSD-870.01)

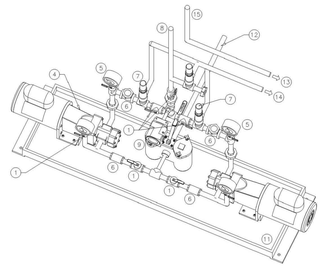

1. ISOLATION VALVES
2. COMPOUND PRESSURE GAUGE WITH ISOLATION VALVE
3. DUPLEX BASKET STRAINER
4. PUMP (DUTY/STANDBY)
5. PRESSURE GAUGE
6. CHECK VALVE
7. PRESSURE RELIEF VALVE
8. SUPPLY TO SYSTEM (SEE PLAN)
9. HIGH/LOW PRESSURE SWITCH
10. INSTALLATION TO COMPLY WITH CAN/CSA-B139 AS MINIMUM, OESC AND ANY OTHER APPLICABLE RULES AND REGULATIONS
11. FULLY WELDED DRIP PAN
12. FUEL OIL SUPPLY FROM TANK
13. FUEL OIL RETURN TO TANK
14. FUEL OIL RELIEF TO TANK
15. RETURN FROM SYSTEM (SEE PLAN)

10 M004 FUEL OIL PUMP INSTALLATION (MSD-609.02)

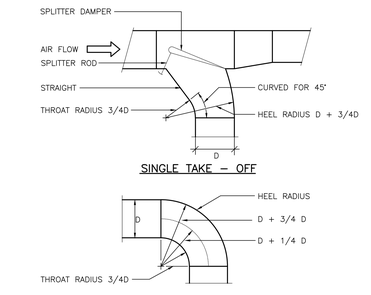

7 M004 DUCT DETAILS (MSD-840.05)

NOTES:

1. SUPPLY AND RETURN BRANCHES FROM MAINS. SIZE SHOWN ON DRAWINGS.
2. VERTICAL SUPPLY AND RETURN HEADERS FULL SIZE.
3. AUTOMATIC AIR ELIMINATOR.
4. BRANCH TO COIL. SAME SIZE AS COIL INLET AND OUTLET CONNECTIONS.
5. AIR VENT AND FLUSHING CONNECTION WITH 3/4"(19) HOSE END.
6. WATER COIL. PROVIDE ADEQUATE SPACE FOR COIL REMOVAL. INSTALL COIL WITH SLOPE AS RECOMMENDED BY MANUFACTURER.
7. DRAIN VALVE. 3/4"(19) HOSE END.
8. INSTALL UNIONS OR FLANGES TO PERMIT CLEAR COIL WITHDRAWAL SPACE.
9. SCALE POCKET WITH REMOVABLE CAP.
10. THERMOMETER
11. PLUGGED 1/4"(6) PRESSURE GAUGE CONNECTION.
12. COILS MUST BE PIPED FOR COUNTERFLOW. I.E. WATER ENTERS AIR LEAVING SIDE OF COIL. COLDEST WATER TO COLDEST AIR AND WARMEST WATER TO WARMEST AIR.
13. FOR INDIVIDUAL ROOM REHEAT COILS AND OTHER SIMILAR COILS DELETE ITEM 5, 7, 10, 11 & 14.
14. AIR DRYER CONNECTION – 2" (50mm) CAPPED CONNECTION

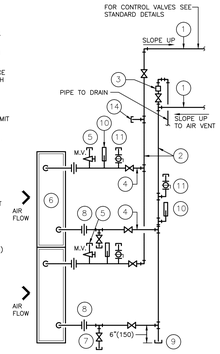

4 M004 WATER COIL CONNECTION (MSD-765.02)

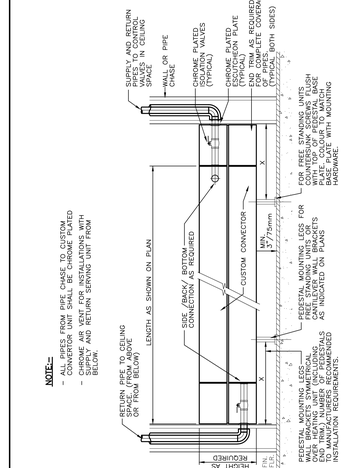

1 M004 CUSTOM CONVECTOR OPPOSITE END INSTALLATION STANDARD DETAIL (MSD-753.02)

14 M004 NOT USED

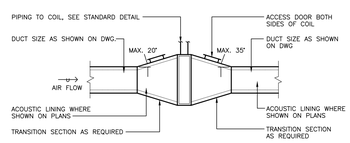

NOTE:

PROVIDE ADEQUATE SPACE FOR COIL REMOVAL. INSTALL COIL WITH SLOPE AS RECOMMENDED BY MANUFACTURER.

11 M004 DUCT COIL INSTALLATION (MSD-840.09)

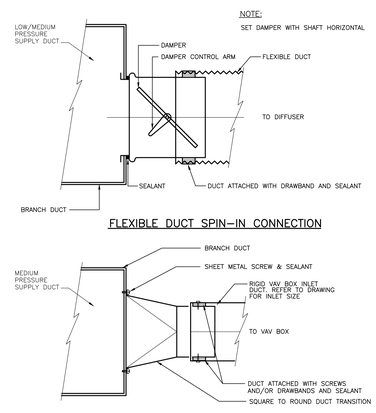

8 M004 FLEXIBLE DUCT CONNECTIONS (MSD-840.06)

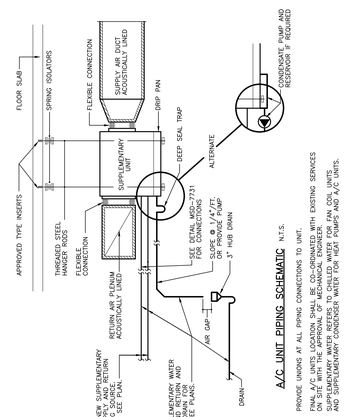

5 M004 SUPPLEMENTARY COOLING UNIT (MSD-773.04)

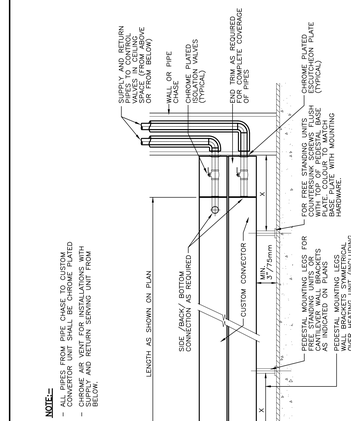

2 M004 CUSTOM CONVECTOR STANDARD DETAIL SAME END INSTALLATION (MSD-753.03)

15 M004 NOT USED

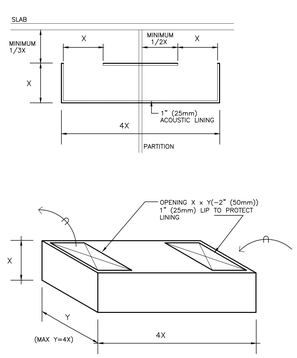

NOTES:

TOTAL FREE AREA NOTED ON DRAWINGS. CONTRACTOR TO PROVIDE MULTIPLE TRANSFER AIR DUCTS OF SMALLER DIMENSIONS TO SUIT SITE CONDITIONS AS REQUIRED

12 M004 ACOUSTICALLY LINED TRANSFER DUCT (MSD-840.12)

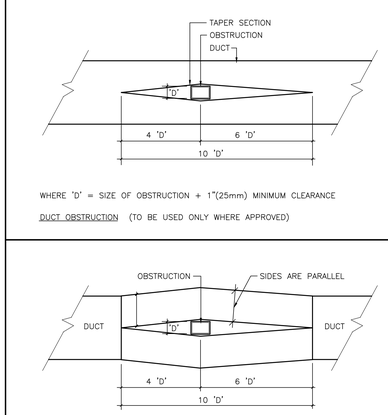

9 M004 DUCT OBSTRUCTIONS (MSD-840.07)

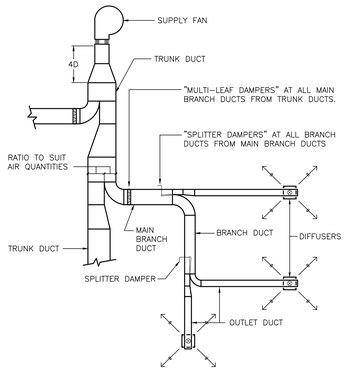

RETURN AND EXHAUST SYSTEMS TO BE AS SUPPLY SYSTEM SHOWN EXCEPT ALL SPLITTER DAMPERS TO BE REPLACED BY MULTI-LEAF VOLUME CONTROL DAMPERS IN BRANCH DUCTS

DEFINITIONS

TRUNK DUCT:-SERVING TWO OR MORE MAIN BRANCH DUCTS
MAIN BRANCH DUCT:-SERVING TWO OR MORE BRANCH DUCTS
BRANCH DUCTS:-SERVING TWO OR MORE DIFFUSERS
OUTLET DUCTS:-SERVING ONE DIFFUSER

6 M004 BALANCING DAMPERS (MSD-840.03)

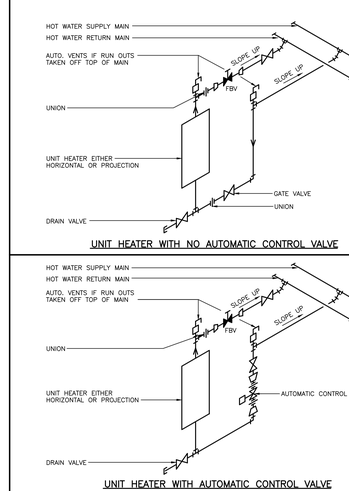

3 M004 UNIT HEATERS (MSD-760.01) – MODIFIED

Contractor must check and verify all dimensions on the job, and report any discrepancies to the Architect before proceeding with the work.

Do not scale this drawing.

REVISIONS AND ISSUES

REV	DESCRIPTION	DATE
1	Issued for Tender	2018-03-01

MJMA
maclennan jaunkains miller architects
425 adelaide street west level 6
toronto ontario m5v 3c1
416 593 6796
www.mjmarchitects.com

TEAL Architects+Planners
1660 Hollis Street, Suite 1101
Halifax, Nova Scotia B3J 1V7
www.tealarchitects.com

CAMPBELL COMEAU ENGINEERING LTD.
STRUCTURAL ENGINEERS
2219 GLADSTONE STREET, SUITE 110
HALIFAX NS, B3K 4W6
T: 902 429 5454 F:902 444 3099

Smith + Andersen
MECHANICAL ENGINEERS
4211 Yonge Street Suite 500 Toronto Ontario
M2P 2A9
T: 416 487 8151 F: 416 487 9104

Smith + Andersen
ELECTRICAL ENGINEERS
4211 Yonge Street Suite 500 Toronto Ontario
M2P 2A9
T: 416 487 8151 F: 416 487 9104

Strum Consulting
CIVIL ENGINEERS
Robbide, 1355 Bedford Highway
Bedford, NS , B4A 1C5
T: 902 835 5560 F: 902 835 5574

Municipality of East Hants
Parks, Recreation and Culture
Lloyd E Matheson Centre
15 Commerce Court
Elmsdale, NS B2S 3K5
T: 902 883-7098

NORTH ARROW

SEAL

REGISTERED PROFESSIONAL ENGINEER
DATE 2018.03.01
P.T. DROESBEKE
6644
PROVINCE OF NOVA SCOTIA

Smith + Andersen
4211 Yonge Street Suite 500 Toronto Ontario M2P 2A9
416 487 8151 F 416 487 9104 smithandandersen.com

PROJECT TITLE
EAST HANTS AQUATIC CENTRE
COMMERCE COURT, ELMSDALE, N.S.

DRAWING TITLE
MECHANICAL STANDARD DETAILS

SCALE
N.T.S.

DATE
2018-03-01

PROJECT NUMBER
17079

DRAWING NUMBER
M004

13 / M005 NOT USED

10 / M005 NOT USED

7 / M005 NOT USED

4 / M005 NOT USED

1 / M005 AIR BOOT IN DRYWALL CEILING (MSD-870.02)

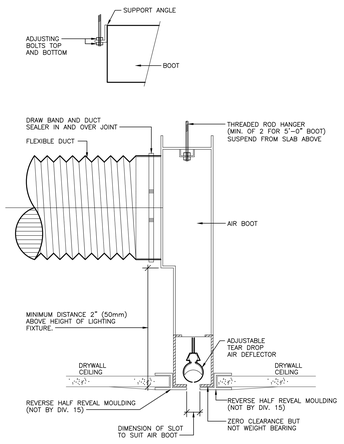

14 / M005 NOT USED

11 / M005 NOT USED

8 / M005 NOT USED

5 / M005 NOT USED

2 / M005 OUTDOOR ABOVE GRADE FUEL OIL STORAGE TANK INSTALLATION (MSD-606.02)

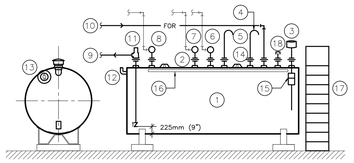

NOTES:

1. DOUBLE WALL TANK (ULC LISTED)
2. UNIONS (TYPICAL)
3. FUEL OIL FILL C/W SPILL CONTAINMENT TANK AND COVER
4. TANK VENT TO ATMOSPHERE
5. EMERGENCY TANK VENT TO ATMOSPHERE (WHERE REQUIRED)
6. HIGH LEVEL ALARM
7. INVENTORY PROBE (WHERE SPECIFIED)
8. WATER/OIL DISCRIMINATING SENSOR (WHERE SPECIFIED)
9. FUEL OIL SUPPLY TO THE SYSTEM
10. FUEL OIL RETURN FROM THE SYSTEM
11. ANTI SYPHON VALVE
12. INTERSTITIAL SPACE VENT
13. INTERSTITIAL SPACE VACUUM GAUGE
14. TANK EYE-HOOKS
15. OVERFILL PREVENTOR VALVE
16. ACCESS PLATFORM TO CONNECTIONS/CONTROLS FOR TANKS WITH DIAMETER 1800mm (72") AND LARGER
17. ACCESS STEPS AND FILL PLATFORM C/W RAILING
18. REMOVABLE VAPOUR CAP AND COLLAR (WHERE SPECIFIED FOR FUEL PURIFICATION)

15 / M005 NOT USED

12 / M005 NOT USED

9 / M005 NOT USED

6 / M005 NOT USED

3 / M005 ULC LISTED EXHAUST SYSTEM FLUE VENT THROUGH ROOF DETAIL (MSD-896.02) (REVISED)

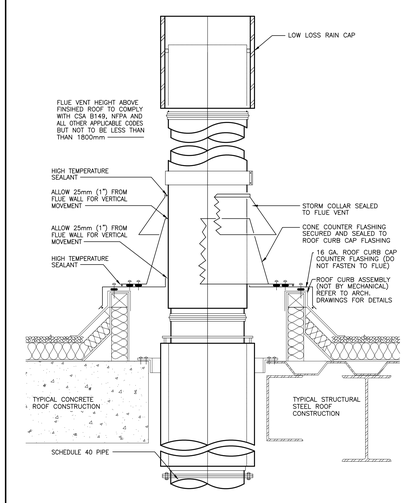

Contractor must check and verify all dimensions on the job, and report any discrepancies to the Architect before proceeding with the work.

Do not scale this drawing.

REVISIONS AND ISSUES

REV	DESCRIPTION	DATE
1	Issued for Tender	2018-03-01

MJMA

maclennan jaunkains miller architects

425 adelaide street west level 6
toronto ontario m5v 3c1
416 593 6796
www.mjmarchitects.com

TEAL Architects+Planners
1660 Hollis Street, Suite 1101
Halifax, Nova Scotia B3J 1V7
www.tealarchitects.com

CAMPBELL COMEAU ENGINEERING LTD.
STRUCTURAL ENGINEERS
2219 GLADSTONE STREET, SUITE 110
HALIFAX NS, B3K 4W6
T: 902 428 5456 F:902 444 3099

Smith + Andersen
MECHANICAL ENGINEERS
4211 Yonge Street Suite 500 Toronto Ontario
M2P 2A9
T: 416 487 8151 F: 416 487 9104

Smith + Andersen
ELECTRICAL ENGINEERS
4211 Yonge Street Suite 500 Toronto Ontario
M2P 2A9
T: 416 487 8151 F: 416 487 9104

Strum Consulting
CIVIL ENGINEERS
Robbins, 1355 Bedford Highway
Bedford, NS B4A 1E5
T: 902 835 5560 F: 902 835 5574

Municipality of East Hants

Parks, Recreation and Culture
Lloyd E Matheson Centre
15 Commerce Court
Elmsdale, NS B25 3K5
T: 902 883-7098

NORTH ARROW

SEAL

REGISTERED PROFESSIONAL ENGINEER
DATE 2018.03.01
R.T. DROESBECK
6644
PROVINCE OF NOVA SCOTIA

Smith + Andersen
4211 Yonge Street, Suite 500 Toronto Ontario M2P 2A9
416 487 8151 F 416 487 9104 smithandandersen.com

PROJECT TITLE

EAST HANTS AQUATIC CENTRE

COMMERCE COURT, ELMSDALE, N.S.

DRAWING TITLE

MECHANICAL STANDARD DETAILS

SCALE
N.T.S.

DATE
2018-03-01

PROJECT NUMBER
17079

DRAWING NUMBER
M005

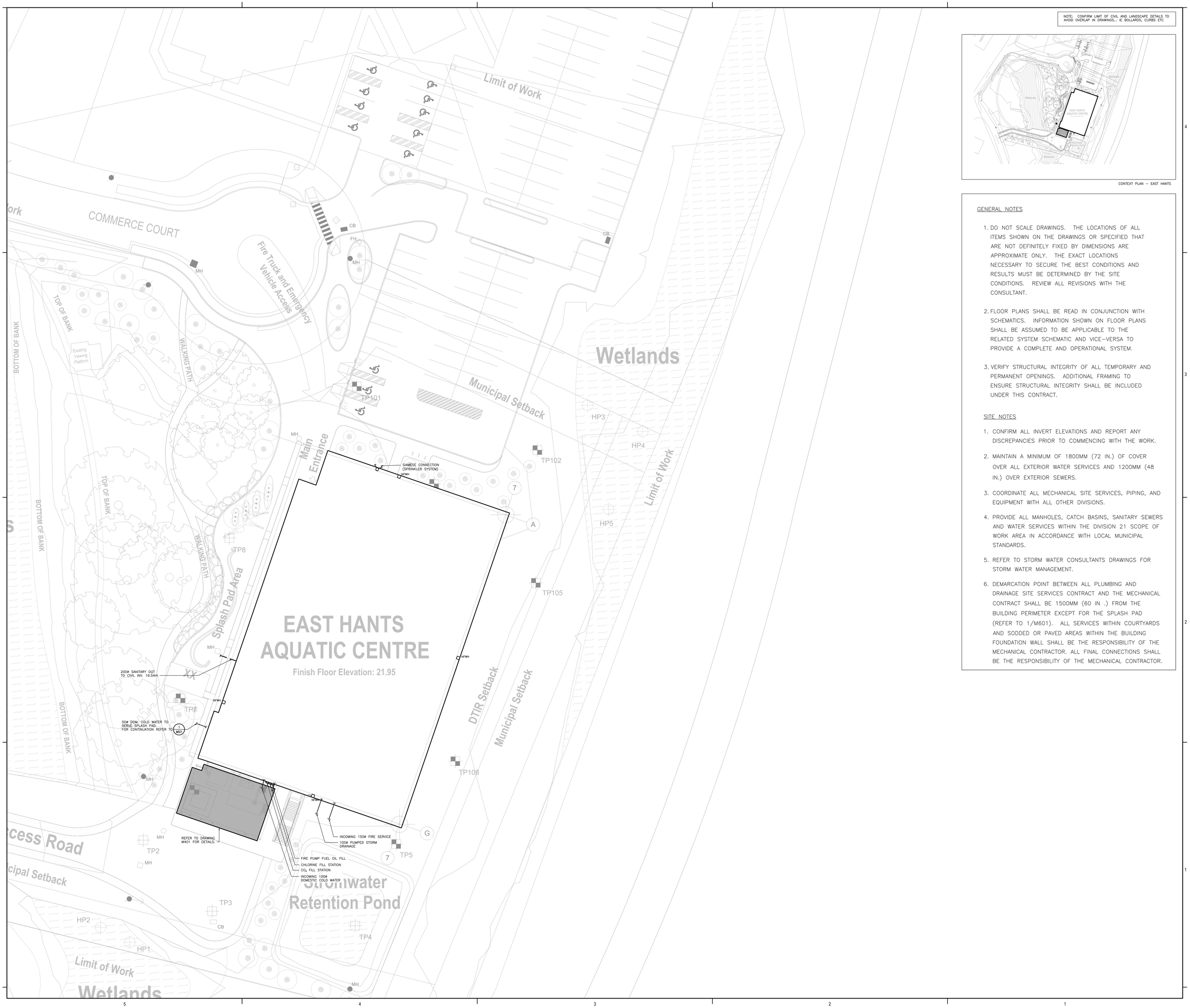

NOTE: CONFIRM LIMIT OF CIVIL AND LANDSCAPE DETAILS TO AVOID OVERLAP IN DRAWINGS... IE BOLLARDS, CURBS ETC

CONTEXT PLAN – EAST HANTS

GENERAL NOTES

1. DO NOT SCALE DRAWINGS. THE LOCATIONS OF ALL ITEMS SHOWN ON THE DRAWINGS OR SPECIFIED THAT ARE NOT DEFINITELY FIXED BY DIMENSIONS ARE APPROXIMATE ONLY. THE EXACT LOCATIONS NECESSARY TO SECURE THE BEST CONDITIONS AND RESULTS MUST BE DETERMINED BY THE SITE CONDITIONS. REVIEW ALL REVISIONS WITH THE CONSULTANT.

2. FLOOR PLANS SHALL BE READ IN CONJUNCTION WITH SCHEMATICS. INFORMATION SHOWN ON FLOOR PLANS SHALL BE ASSUMED TO BE APPLICABLE TO THE RELATED SYSTEM SCHEMATIC AND VICE–VERSA TO PROVIDE A COMPLETE AND OPERATIONAL SYSTEM.

3. VERIFY STRUCTURAL INTEGRITY OF ALL TEMPORARY AND PERMANENT OPENINGS. ADDITIONAL FRAMING TO ENSURE STRUCTURAL INTEGRITY SHALL BE INCLUDED UNDER THIS CONTRACT.

SITE NOTES

1. CONFIRM ALL INVERT ELEVATIONS AND REPORT ANY DISCREPANCIES PRIOR TO COMMENCING WITH THE WORK.

2. MAINTAIN A MINIMUM OF 1800MM (72 IN.) OF COVER OVER ALL EXTERIOR WATER SERVICES AND 1200MM (48 IN.) OVER EXTERIOR SEWERS.

3. COORDINATE ALL MECHANICAL SITE SERVICES, PIPING, AND EQUIPMENT WITH ALL OTHER DIVISIONS.

4. PROVIDE ALL MANHOLES, CATCH BASINS, SANITARY SEWERS AND WATER SERVICES WITHIN THE DIVISION 21 SCOPE OF WORK AREA IN ACCORDANCE WITH LOCAL MUNICIPAL STANDARDS.

5. REFER TO STORM WATER CONSULTANTS DRAWINGS FOR STORM WATER MANAGEMENT.

6. DEMARCATION POINT BETWEEN ALL PLUMBING AND DRAINAGE SITE SERVICES CONTRACT AND THE MECHANICAL CONTRACT SHALL BE 1500MM (60 IN .) FROM THE BUILDING PERIMETER EXCEPT FOR THE SPLASH PAD (REFER TO 1/M601). ALL SERVICES WITHIN COURTYARDS AND SODDED OR PAVED AREAS WITHIN THE BUILDING FOUNDATION WALL SHALL BE THE RESPONSIBILITY OF THE MECHANICAL CONTRACTOR. ALL FINAL CONNECTIONS SHALL BE THE RESPONSIBILITY OF THE MECHANICAL CONTRACTOR.

Contractor must check and verify all dimensions on the job, and report any discrepancies to the Architect before proceeding with the work.

Do not scale this drawing.

REVISIONS AND ISSUES

REV	DESCRIPTION	DATE
1	Issued for Tender	2018-03-01

MJMA
maclennan jaunkains miller architects
425 adelaide street west level 6
toronto ontario m5v 3c1
416 593 6796
www.mjmarchitects.com

TEAL Architects+Planners
1660 Hollis Street, Suite 1101
Halifax, Nova Scotia B3J 1V7
www.tealarchitects.com

CAMPBELL COMEAU ENGINEERING LTD.
STRUCTURAL ENGINEERS
2779 GLADSTONE STREET, SUITE 110
HALIFAX NS, B3K 4W6
T: 902 429 5454 F:902 444 3399

Smith + Andersen
MECHANICAL ENGINEERS
4211 Yonge Street Suite 500 Toronto Ontario
M2P 2A9
T: 416 487 8151 F: 416 487 9104

Smith + Andersen
ELECTRICAL ENGINEERS
4211 Yonge Street Suite 500 Toronto Ontario
M2P 2A9
T: 416 487 8151 F: 416 487 9104

Strum Consulting
CIVIL ENGINEERS
Robbide, 1355 Bedford Highway
Bedford, NS , B4A 1E5
T: 902 835 5560 F: 902 835 5574

Municipality of East Hants
Parks, Recreation and Culture
Lloyd E Matheson Centre
15 Commerce Court
Elmsdale, NS B2S 3K5
T: 902 883-7098

NORTH ARROW

SEAL

REGISTERED PROFESSIONAL ENGINEER
DATE 2018.03.01
R.T. DROESBECK
6644
PROVINCE OF NOVA SCOTIA

Smith + Andersen
4211 Yonge Street Suite 500 Toronto Ontario M2P 2A9
416 487 8151 T 416 487 9104 smithandandersen.com

PROJECT TITLE
EAST HANTS AQUATIC CENTRE
COMMERCE COURT, ELMSDALE, N.S.

DRAWING TITLE
MECHANICAL SITE PLAN

SCALE
1:200

DATE
2018–03–01

PROJECT NUMBER
17079

DRAWING NUMBER
M100

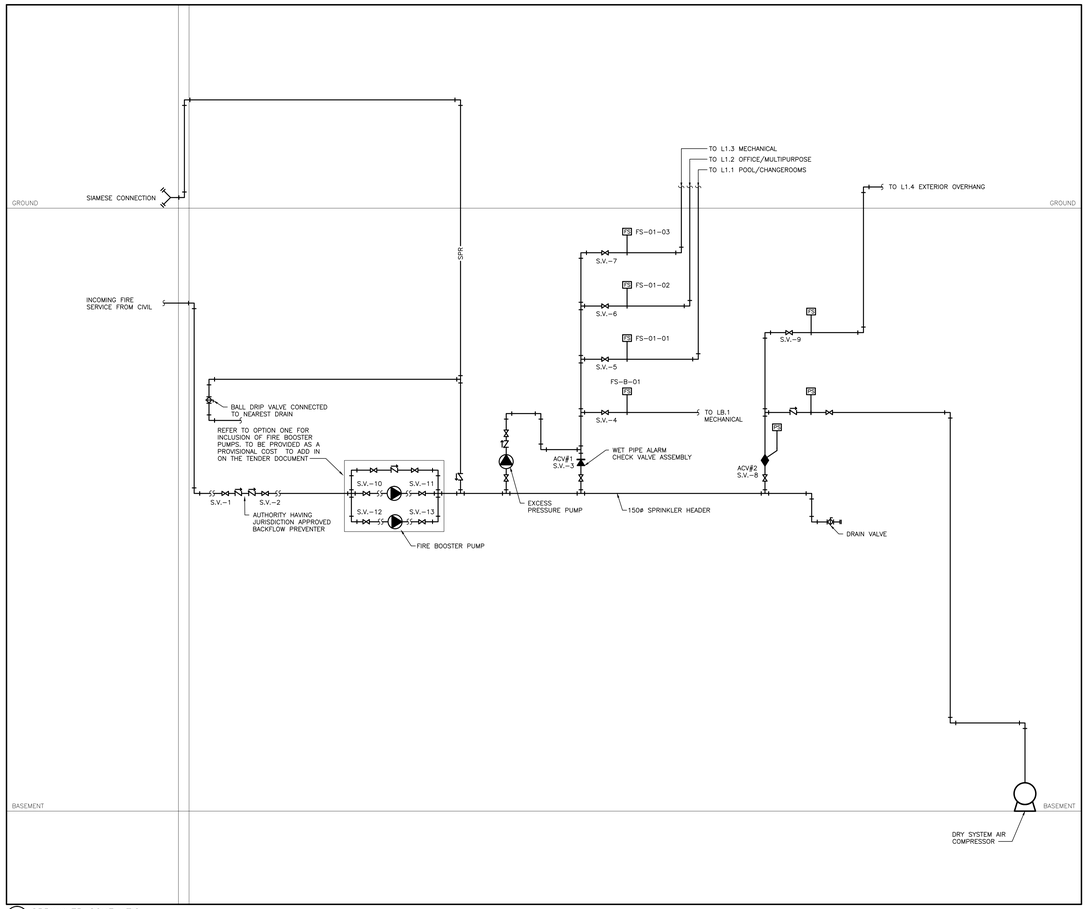

3 M200 SPRINKLER SCHEMATIC

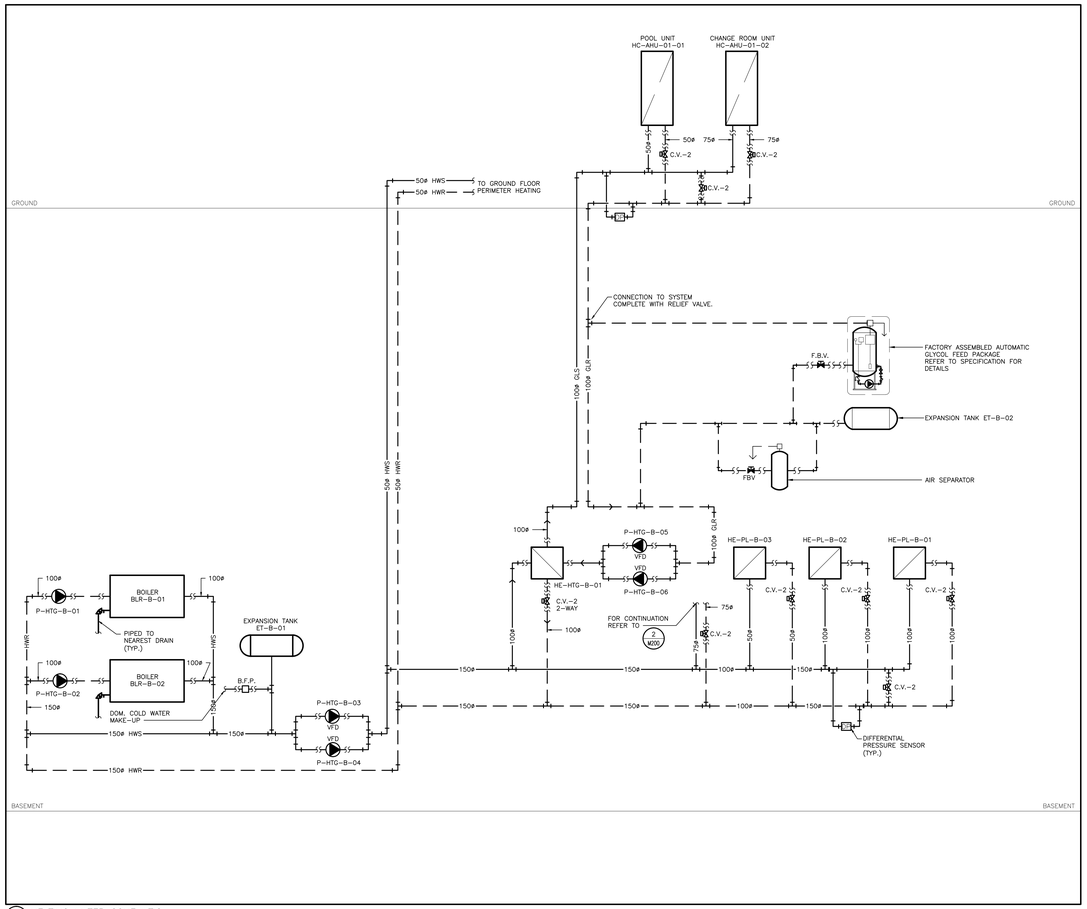

1 M200 HEATING WATER SCHEMATIC

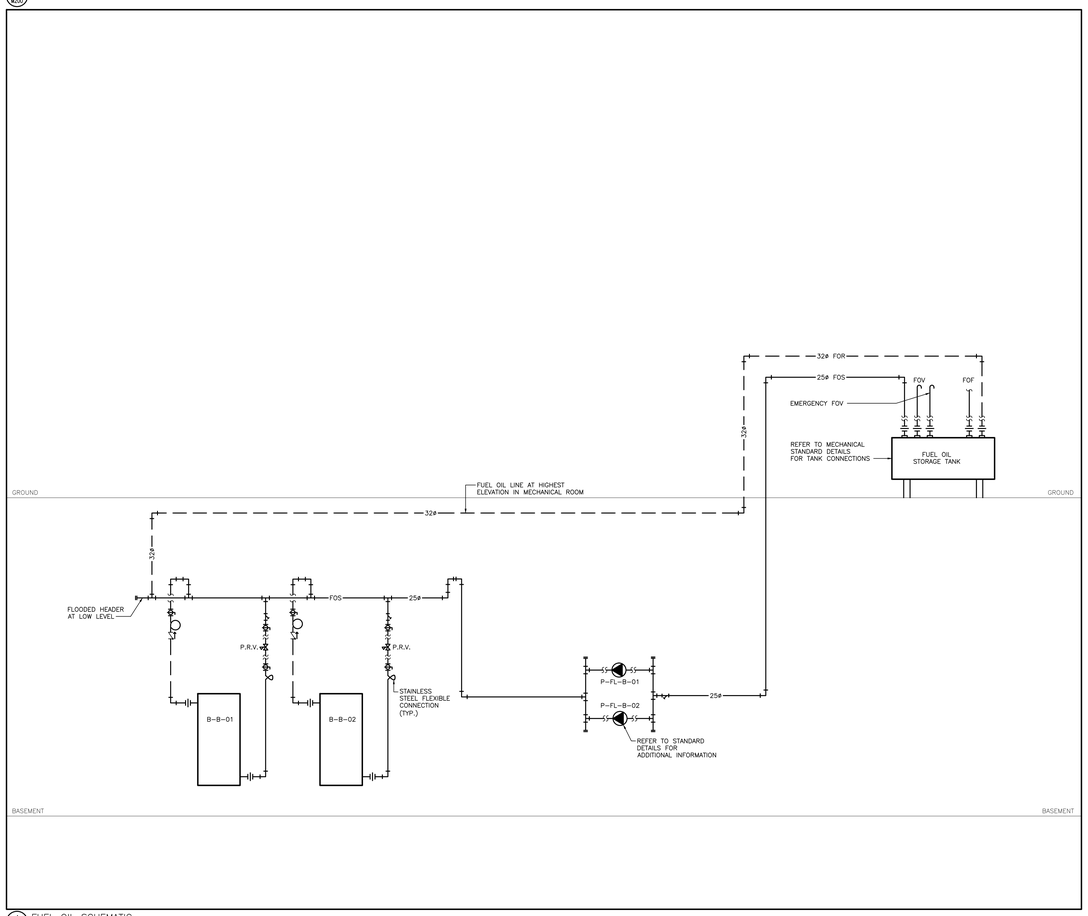

4 M200 FUEL OIL SCHEMATIC

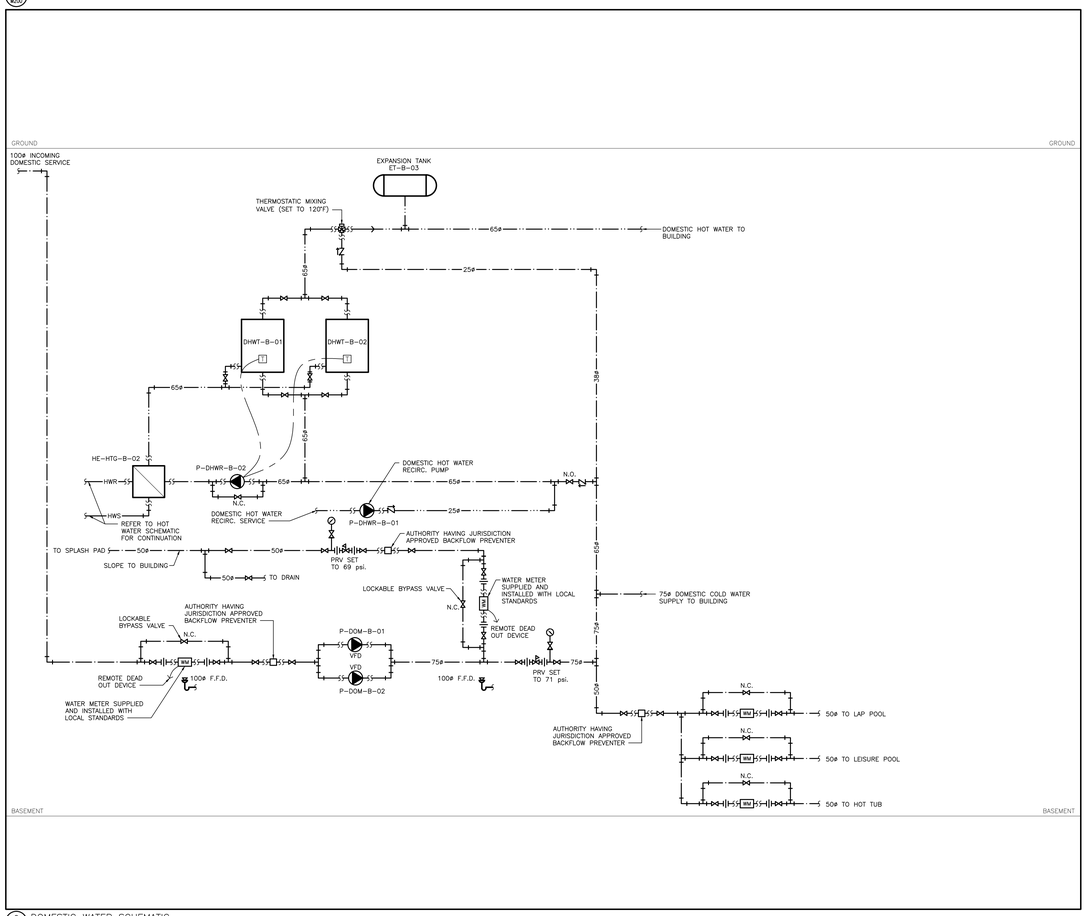

2 M200 DOMESTIC WATER SCHEMATIC

Contractor must check and verify all dimensions on the job, and report any discrepancies to the Architect before proceeding with the work.

Do not scale this drawing.

REVISIONS AND ISSUES

REV	DESCRIPTION	DATE
1	Issued for Tender	2018-03-01

MJMA
maclennan jaunkains miller architects
425 adelaide street west level 6
toronto ontario m5v 3c1
416 593 6796
www.mjmarchitects.com

TEAL Architects+Planners
1660 Hollis Street, Suite 1101
Halifax, Nova Scotia B3J 1V7
www.tealarchitects.com

CAMPBELL COMEAU ENGINEERING LTD.
STRUCTURAL ENGINEERS
2219 GLADSTONE STREET, SUITE 110
HALIFAX NS, B3K 4W6
T: 902 420 0456 F:902 444 3399

Smith + Andersen
MECHANICAL ENGINEERS
4211 Yonge Street Suite 500 Toronto Ontario
M2P 2A9
T: 416 487 8151 F: 416 487 9104

Smith + Andersen
ELECTRICAL ENGINEERS
4211 Yonge Street Suite 500 Toronto Ontario
M2P 2A9
T: 416 487 8151 F: 416 487 9104

Strum Consulting
CIVIL ENGINEERS
Robbide, 1355 Bedford Highway
Bedford, NS - B4A 1E5
T: 902 835 5560 F: 902 835 5574

Municipality of East Hants
Parks, Recreation and Culture
Lloyd E Matheson Centre
15 Commerce Court
Elmsdale, NS B2S 3K5
T: 902 883-7098

NORTH ARROW

SEAL

REGISTERED PROFESSIONAL ENGINEER
DATE 2018.03.01
R.T. DROESBECK
6644
PROVINCE OF NOVA SCOTIA

Smith + Andersen
4211 Yonge Street Suite 500 Toronto Ontario M2P 2A9
416 487 8151 f 416 487 9104 smithandandersen.com

PROJECT TITLE
EAST HANTS AQUATIC CENTRE
COMMERCE COURT, ELMSDALE, N.S.

DRAWING TITLE
MECHANICAL SCHEMATICS

SCALE
N.T.S.

DATE
2018-03-01

PROJECT NUMBER
17079

DRAWING NUMBER
M200

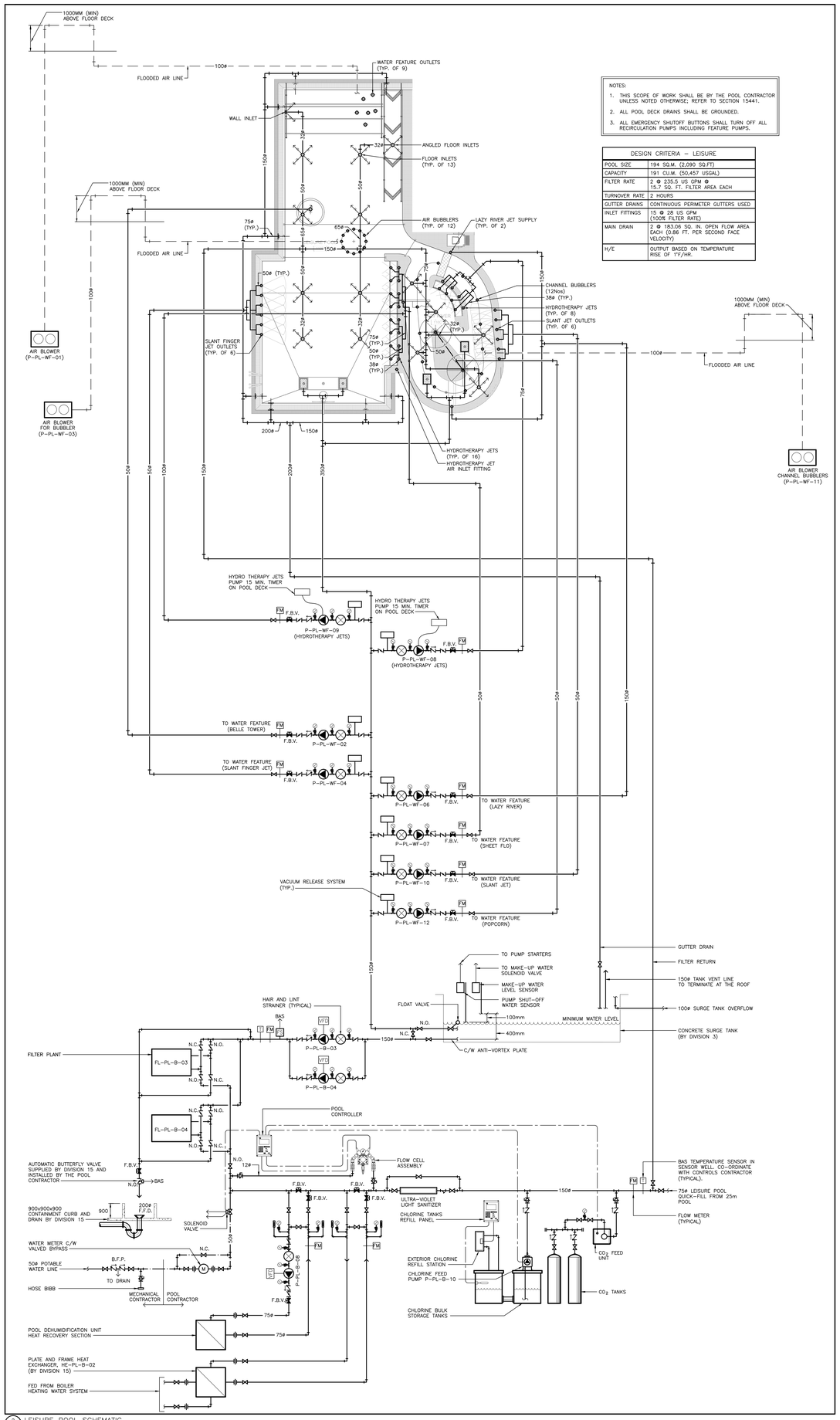

NOTES:

1. THIS SCOPE OF WORK SHALL BE BY THE POOL CONTRACTOR UNLESS NOTED OTHERWISE; REFER TO SECTION 15441.
2. ALL POOL DECK DRAINS SHALL BE GROUNDED.
3. ALL EMERGENCY SHUTOFF BUTTONS SHALL TURN OFF ALL RECIRCULATION PUMPS INCLUDING FEATURE PUMPS.

DESIGN CRITERIA – LEISURE	
POOL SIZE	194 SQ.M. (2,090 SQ.FT)
CAPACITY	191 CU.M. (50,457 USGAL)
FILTER RATE	2 @ 235.5 US GPM @ 15.7 SQ. FT. FILTER AREA EACH
TURNOVER RATE	2 HOURS
GUTTER DRAINS	CONTINUOUS PERIMETER GUTTERS USED
INLET FITTINGS	15 @ 28 US GPM (100% FILTER RATE)
MAIN DRAIN	2 @ 183.06 SQ. IN. OPEN FLOW AREA EACH (0.86 FT. PER SECOND FACE VELOCITY)
H/E	OUTPUT BASED ON TEMPERATURE RISE OF 1°F/HR.

2 M201 LEISURE POOL SCHEMATIC

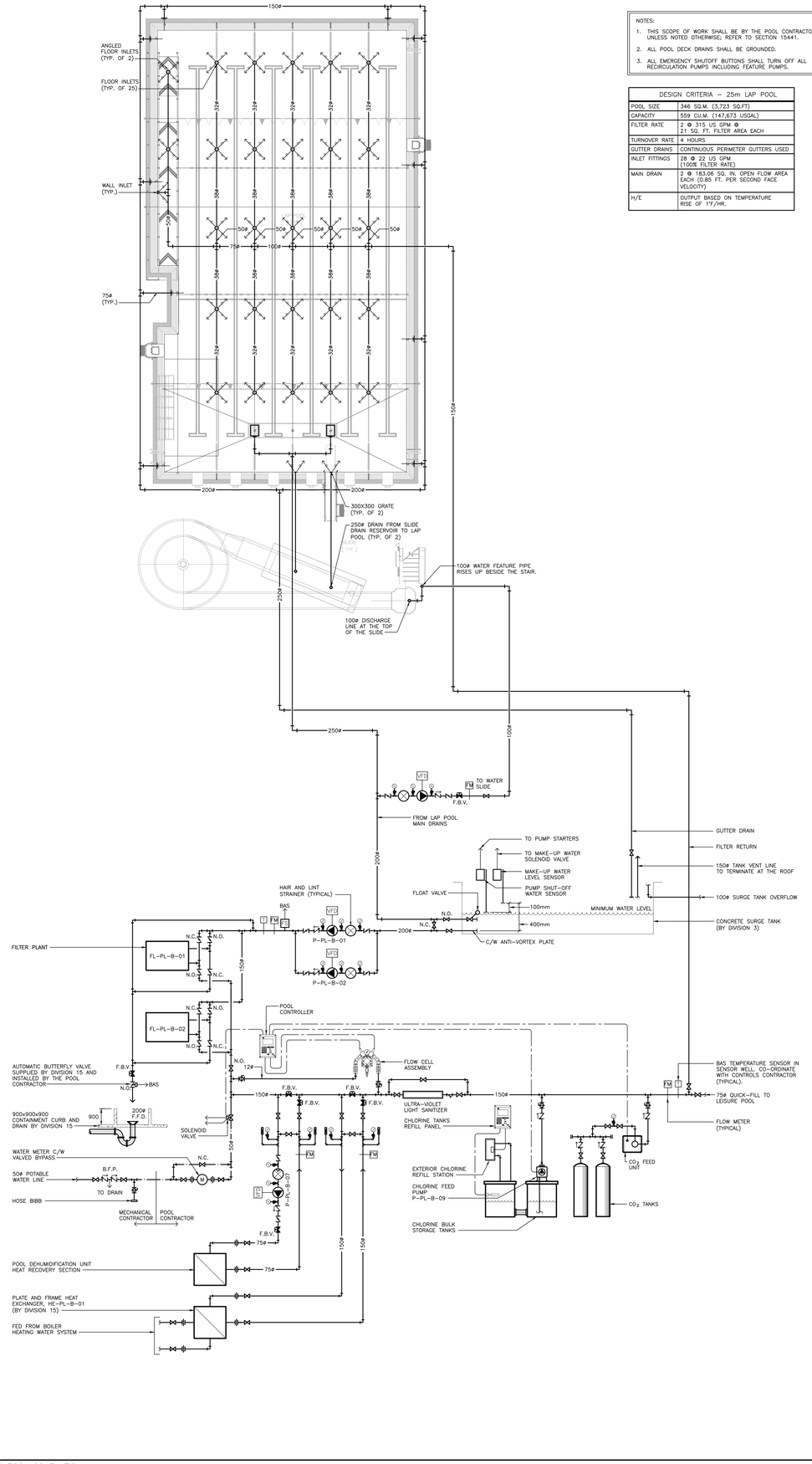

NOTES:

1. THIS SCOPE OF WORK SHALL BE BY THE POOL CONTRACTOR UNLESS NOTED OTHERWISE; REFER TO SECTION 15441.
2. ALL POOL DECK DRAINS SHALL BE GROUNDED.
3. ALL EMERGENCY SHUTOFF BUTTONS SHALL TURN OFF ALL RECIRCULATION PUMPS INCLUDING FEATURE PUMPS.

DESIGN CRITERIA – 25m LAP POOL	
POOL SIZE	346 SQ.M. (3,723 SQ.FT)
CAPACITY	559 CU.M. (147,673 USGAL)
FILTER RATE	2 @ 315 US GPM @ 21 SQ. FT. FILTER AREA EACH
TURNOVER RATE	4 HOURS
GUTTER DRAINS	CONTINUOUS PERIMETER GUTTERS USED
INLET FITTINGS	28 @ 22 US GPM (100% FILTER RATE)
MAIN DRAIN	2 @ 183.06 SQ. IN. OPEN FLOW AREA EACH (0.85 FT. PER SECOND FACE VELOCITY)
H/E	OUTPUT BASED ON TEMPERATURE RISE OF 1°F/HR.

1 M201 LAP POOL SCHEMATIC

Contractor must check and verify all dimensions on the job, and report any discrepancies to the Architect before proceeding with the work.

Do not scale this drawing.

REVISIONS AND ISSUES

REV	DESCRIPTION	DATE
1	Issued for Tender	2018-03-01

MJMA
maclennan jaunkains miller architects
425 adelaide street west level 6
toronto ontario m5v 3c1
416 593 6796
www.mjmarchitects.com

TEAL Architects+Planners
1660 Hollis Street, Suite 1101
Halifax, Nova Scotia B3J 1V7
www.tealarchitects.com

CAMPBELL COMEAU ENGINEERING LTD.
STRUCTURAL ENGINEERS
2219 GLADSTONE STREET, SUITE 110
HALIFAX NS, B3K 4W6
T: 902 429 5454 F:902 444 3099

Smith + Andersen
MECHANICAL ENGINEERS
4211 Yonge Street Suite 500 Toronto Ontario M2P 2A9
T: 416 487 8151 F: 416 487 9104

Smith + Andersen
ELECTRICAL ENGINEERS
4211 Yonge Street Suite 500 Toronto Ontario M2P 2A9
T: 416 487 8151 F: 416 487 9104

Strum Consulting
CIVIL ENGINEERS
Robbins, 1355 Bedford Highway
Bedford, NS B4A 1E5
T: 902 835 5560 F: 902 835 5574

Municipality of East Hants
Parks, Recreation and Culture
Lloyd E Matheson Centre
15 Commerce Court
Elmsdale, NS B2S 3K5
T: 902 883-7098

NORTH ARROW

SEAL

REGISTERED PROFESSIONAL ENGINEER
DATE 2018.03.01
R.T. DROESBECK
6644
PROVINCE OF NOVA SCOTIA

Smith + Andersen
4211 Yonge Street Suite 500 Toronto Ontario M2P 2A9
416 487 8151 f 416 487 9104 smithandandersen.com

PROJECT TITLE
EAST HANTS AQUATIC CENTRE
COMMERCE COURT, ELMSDALE, N.S.

DRAWING TITLE
POOL SCHEMATICS

SCALE
N.T.S.

DATE
2018-03-01

PROJECT NUMBER
17079

DRAWING NUMBER
M201

NOTES:

1. THIS SCOPE OF WORK SHALL BE BY THE POOL CONTRACTOR; REFER TO SECTION 21 51 00.00

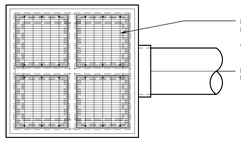

PLAN VIEW

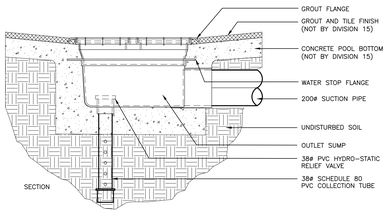

SECTION

5 M202 POOL MAIN DRAIN

NOTES:

1. THIS SCOPE OF WORK SHALL BE BY THE POOL CONTRACTOR; REFER TO SECTION 21 51 00.00

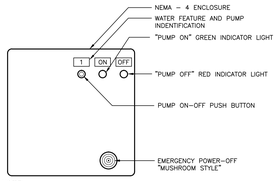

NOTE:
POWER FOR INDICATOR LIGHTS SHALL BE FROM STARTERS.

SEQUENCE OF OPERATIONS

1. WATER FEATURE PUMP CONTROL SHALL BE MANUAL FROM PUSH BUTTON ON/OFF SWITCH IN ENCLOSURE ON WALL IN GUARD ROOM
2. TO START WATER FEATURE PUSH ON/OFF SWITCH. GREEN INDICATOR LIGHT SHALL BE ON, RED INDICATOR LIGHT SHALL BE OFF.
3. TO STOP WATER FEATURE PUSH ON/OFF SWITCH. GREEN INDICATOR LIGHT SHALL BE OFF. RED INDICATOR LIGHT SHALL BE ON.
4. EMERGENCY POWER-OFF BUTTON SHALL CUT-OFF POWER TO ALL WATER FEATURE PUMP AND ALL POOL RECIRCULATION PUMPS.
5. SCHEDULE OF PUMPS:
   1. SLIDE ENABLE/DISABLE

6 M202 LAP POOL WATER FEATURE CONTROL PANEL

NOTES:

1. THIS SCOPE OF WORK SHALL BE BY THE POOL CONTRACTOR; REFER TO SECTION 21 51 00.00

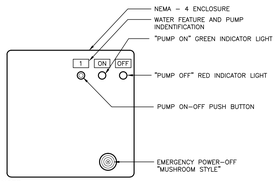

NOTE:
POWER FOR INDICATOR LIGHTS SHALL BE FROM STARTERS.

SEQUENCE OF OPERATIONS

1. WATER FEATURE PUMP CONTROL SHALL BE MANUAL FROM PUSH BUTTON ON/OFF SWITCH IN ENCLOSURE ON WALL IN GUARD ROOM
2. TO START WATER FEATURE PUSH ON/OFF SWITCH. GREEN INDICATOR LIGHT SHALL BE ON, RED INDICATOR LIGHT SHALL BE OFF.
3. TO STOP WATER FEATURE PUSH ON/OFF SWITCH. GREEN INDICATOR LIGHT SHALL BE OFF. RED INDICATOR LIGHT SHALL BE ON.
4. EMERGENCY POWER-OFF BUTTON SHALL CUT-OFF POWER TO ALL WATER FEATURE PUMP AND ALL POOL RECIRCULATION PUMPS.
5. SCHEDULE OF PUMPS:
   1. HYDROTHERAPY JETS

6 M202 HOT TUB WATER FEATURE CONTROL PANEL

NOTES:

1. THIS SCOPE OF WORK SHALL BE BY THE POOL CONTRACTOR; REFER TO SECTION 15441.

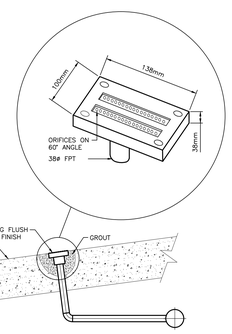

3 M202 ANGLED FLOOR RETURN INLET

NOTES:

1. RUN AIR SUPPLY LINE LEVEL OR WITH SLIGHT SLOPE UP TO TERMINATION POINT LOCATED ABOVE FINISHED DECK LEVEL
2. REFER TO ARCHITECTURAL DRAWINGS FOR EXACT CONFIGURATION OF STRUCTURE
3. THIS SCOPE OF WORK SHALL BE BY THE POOL CONTRACTOR; REFER TO SECTION 21 51 00.00

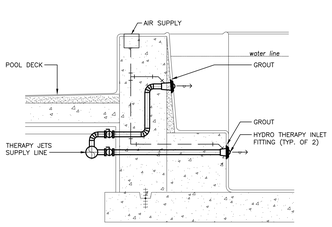

4 M202 HYDROTHERAPY INSTALLATION

NOTES:

1. THIS SCOPE OF WORK SHALL BE BY THE POOL CONTRACTOR; REFER TO SECTION 21 51 00.00

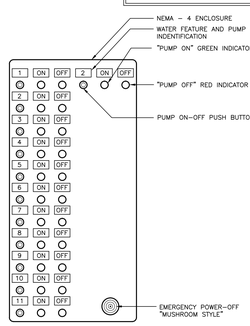

NOTE:
POWER FOR INDICATOR LIGHTS SHALL BE FROM STARTERS.

SEQUENCE OF OPERATIONS

1. WATER FEATURE PUMP CONTROL SHALL BE MANUAL FROM PUSH BUTTON ON/OFF SWITCH IN ENCLOSURE ON WALL IN GUARD ROOM
2. TO START WATER FEATURE PUSH ON/OFF SWITCH. GREEN INDICATOR LIGHT SHALL BE ON, RED INDICATOR LIGHT SHALL BE OFF.
3. TO STOP WATER FEATURE PUSH ON/OFF SWITCH. GREEN INDICATOR LIGHT SHALL BE OFF. RED INDICATOR LIGHT SHALL BE ON.
4. EMERGENCY POWER-OFF BUTTON SHALL CUT-OFF POWER TO ALL WATER FEATURE PUMP AND ALL POOL RECIRCULATION PUMPS.
5. SCHEDULE OF PUMPS:
   1. WATER JETS
   2. BELLE TOWER
   3. AIR BUBBLER
   4. SLANT FINGER
   5. LAZY RIVER
   6. SHEET FLO
   7. HYDROTHERAPY JETS (8Nos.)
   8. HYDROTHERAPY JETS (16Nos.)
   9. SLANT JET
   10. CHANNEL BUBBLERS
   11. POPCORN

4 M202 LEISURE POOL WATER FEATURE CONTROL PANEL

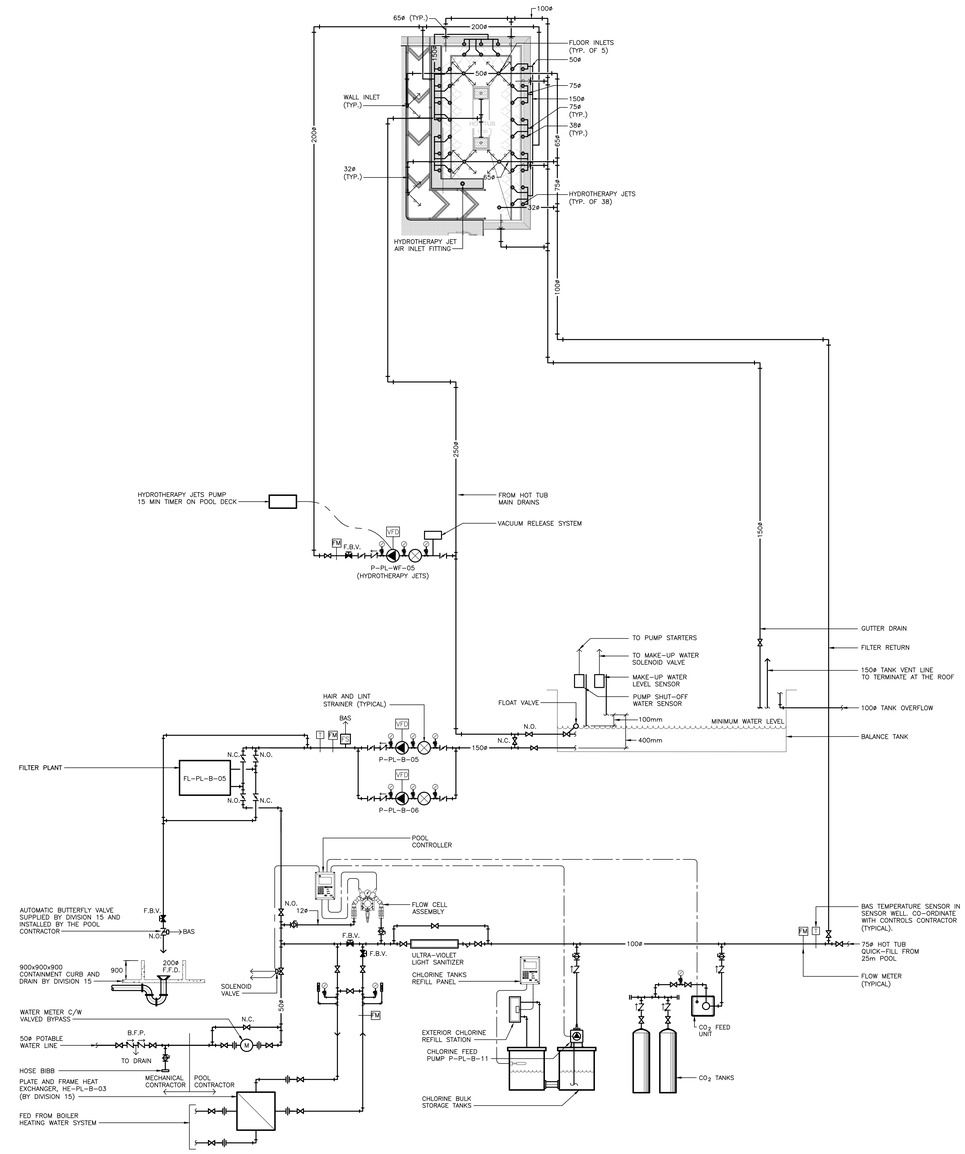

DESIGN CRITERIA – HOT TUB	
POOL SIZE	21 SQ.M. (229 SQ.FT.)
CAPACITY	19 CU.M. (5,125 US GAL.)
FILTER RATE	1 @ 203 US GPM 13.5 PER SQ.FT. FILTER AREA
TURNOVER RATE	0.5 HOURS
GUTTER DRAINS	CONTINUOUS PERIMETER GUTTER
INLET FITTINGS	7 @ 24 GPM. (100% FILTER RATE)
MAIN DRAIN	2 @ 183.06 OPEN FLOW AREA EACH (1.0 FT. PER SECOND FACE VELOCITY MAXIMUM)
H/E	OUTPUT BASED ON TEMPERATURE RISE OF 1°F/HR.

1 M202 HOT TUB SCHEMATIC

Contractor must check and verify all dimensions on the job, and report any discrepancies to the Architect before proceeding with the work.

Do not scale this drawing.

REVISIONS AND ISSUES

REV	DESCRIPTION	DATE
1	Issued for Tender	2018-03-01

MJMA
maclennan jaunkains miller architects
425 adelaide street west level 6
toronto ontario m5v 3c1
416 593 6796
www.mjmarchitects.com

TEAL Architects+Planners
1660 Hollis Street, Suite 1101
Halifax, Nova Scotia B3J 1V7
www.tealarchitects.com

CAMPBELL COMEAU ENGINEERING LTD.
STRUCTURAL ENGINEERS
2219 GLADSTONE STREET, SUITE 110
HALIFAX NS, B3K 4W6
T: 902 429 5454 F:902 444 3099

Smith + Andersen
MECHANICAL ENGINEERS
4211 Yonge Street Suite 500 Toronto Ontario
M2P 2A9
T: 416 487 8151 F: 416 487 9104

Smith + Andersen
ELECTRICAL ENGINEERS
4211 Yonge Street Suite 500 Toronto Ontario
M2P 2A9
T: 416 487 8151 F: 416 487 9104

Strum Consulting
CIVIL ENGINEERS
Robbide, 1355 Bedford Highway
Bedford, NS , B4A 1E5
T: 902 835 5560 F: 902 835 5574

Municipality of East Hants
Parks, Recreation and Culture
Lloyd E Matheson Centre
15 Commerce Court
Elmsdale, NS B2S 3K5
T: 902 883-7098

NORTH ARROW

SEAL

REGISTERED PROFESSIONAL ENGINEER
DATE 2018.03.01
R.T. DROESBECK
6644
PROVINCE OF NOVA SCOTIA

Smith + Andersen
4211 Yonge Street, Suite 500 Toronto Ontario M2P 2A9
416 487 8151 F 416 487 9104 smithandersen.com

PROJECT TITLE
EAST HANTS AQUATIC CENTRE
COMMERCE COURT, ELMSDALE, N.S.

DRAWING TITLE
POOL SCHEMATIC AND DETAILS

SCALE
N.T.S.

DATE
2018-03-01

PROJECT NUMBER
17079

DRAWING NUMBER
M202

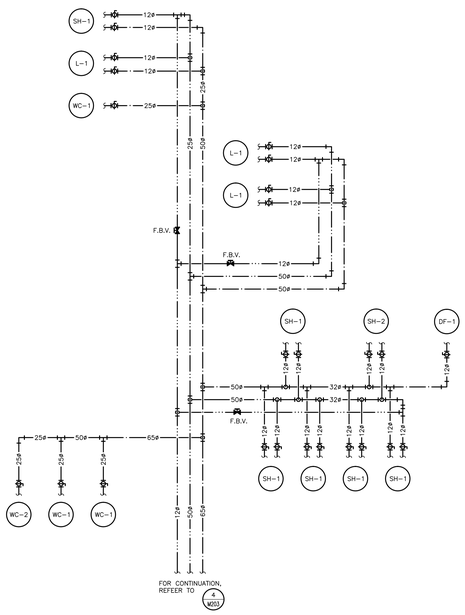

5 M203 FEMALE WASHROOM
N.T.S.

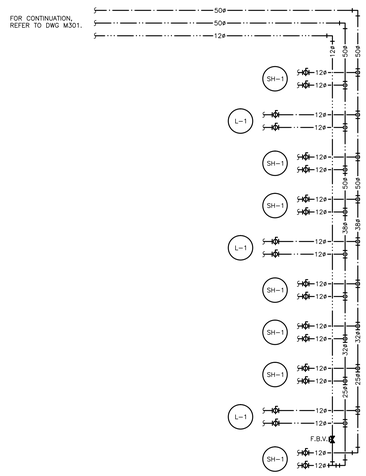

3 M203 UNIVERSAL SHOWERS
N.T.S.

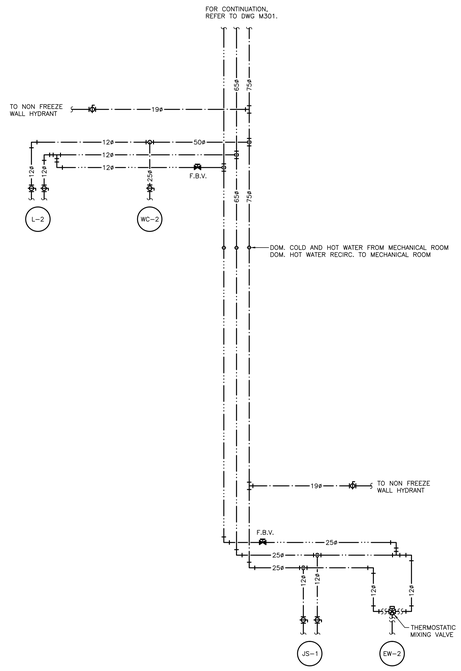

1 M203 MECHANICAL ROOM AND OUTDOOR WASHROOM
N.T.S.

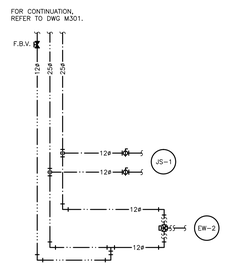

8 M203 POOL STORAGE ROOM
N.T.S.

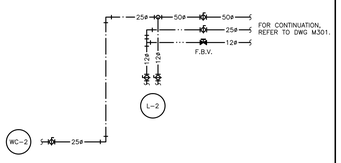

6 M203 NORTH CORRIDOR WASHROOM
N.T.S.

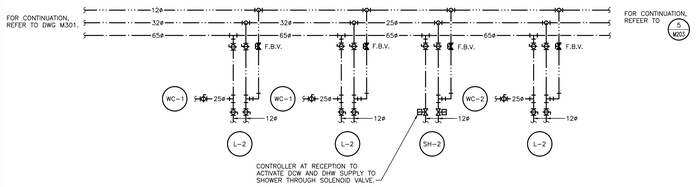

4 M203 UNIVERSAL WASHROOMS
N.T.S.

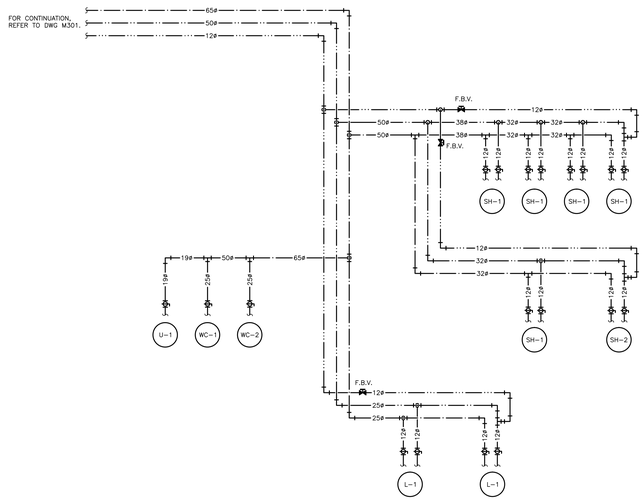

2 M203 MALE WASHROOM AND SHOWER
N.T.S.

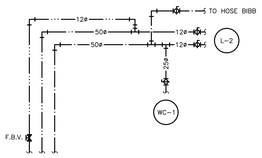

9 M203 POOL WASHROOM
N.T.S.

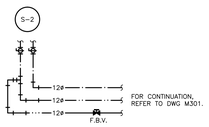

10 M203 KITCHEN
N.T.S.

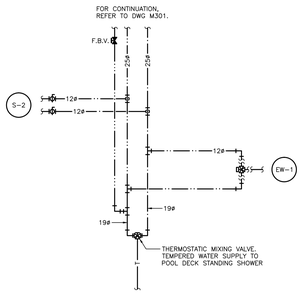

7 M203 FIRST AID ROOM
N.T.S.

Contractor must check and verify all dimensions on the job, and report any discrepancies to the Architect before proceeding with the work.

Do not scale this drawing.

REVISIONS AND ISSUES

REV	DESCRIPTION	DATE
1	Issued for Tender	2018-03-01

MJMA
maclennan jaunkains miller architects
425 adelaide street west level 6
toronto ontario m5v 3c1
416 593 6796
www.mjmarchitects.com

TEAL Architects+Planners
1660 Hollis Street, Suite 1101
Halifax, Nova Scotia B3J 1V7
www.tealarchitects.com

CAMPBELL COMEAU ENGINEERING LTD.
STRUCTURAL ENGINEERS
2219 GLADSTONE STREET, SUITE 110
HALIFAX NS, B3K 4W6
T: 902 420 0456 F:902 444 3299

Smith + Andersen
MECHANICAL ENGINEERS
4211 Yonge Street Suite 500 Toronto Ontario
M2P 2A9
T: 416 487 8151 F: 416 487 9104

Smith + Andersen
ELECTRICAL ENGINEERS
4211 Yonge Street Suite 500 Toronto Ontario
M2P 2A9
T: 416 487 8151 F: 416 487 9104

Strum Consulting
CIVIL ENGINEERS
Rothside, 1355 Bedford Highway
Bedford, NS - B4A 1E5
T: 902 835 5560 F: 902 835 5574

Municipality of East Hants
Parks, Recreation and Culture
Lloyd E Matheson Centre
15 Commerce Court
Elmsdale, NS B2S 3K5
T: 902 883-7098

NORTH ARROW

SEAL

REGISTERED PROFESSIONAL ENGINEER
DATE 2018.03.01
R.T. DROESBECK
6644
PROVINCE OF NOVA SCOTIA

Smith + Andersen
4211 Yonge Street Suite 500 Toronto Ontario M2P 2A9
416 487 8151 F 416 487 9104 smithandandersen.com

PROJECT TITLE
EAST HANTS AQUATIC CENTRE
COMMERCE COURT, ELMSDALE, N.S.

DRAWING TITLE
PLUMBING SCHEMATICS

SCALE
N.T.S.

DATE
2018-03-01

PROJECT NUMBER
17079

DRAWING NUMBER
M203

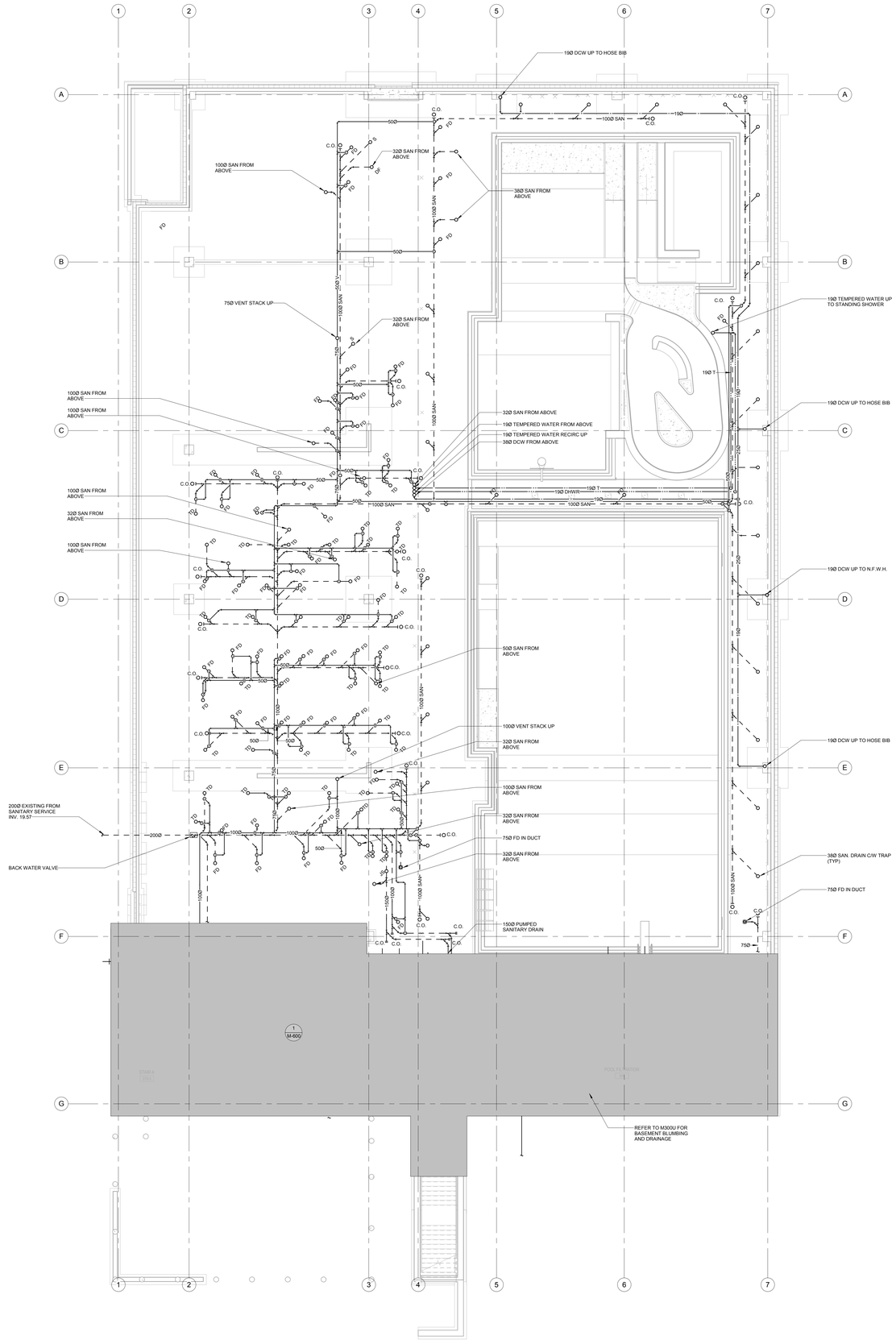

GENERAL NOTES:

1. DO NOT SCALE DRAWINGS. THE LOCATIONS OF ALL ITEMS SHOWN ON THE DRAWINGS OR SPECIFIED THAT ARE NOT DEFINITELY FIXED BY DIMENSIONS ARE APPROXIMATE ONLY. THE EXACT LOCATIONS NECESSARY TO SECURE THE BEST CONDITIONS AND RESULTS MUST BE DETERMINED BY THE SITE CONDITIONS. REVIEW ALL REVISIONS WITH THE CONSULTANT.
2. FLOOR PLANS SHALL BE READ IN CONJUNCTION WITH SCHEMATICS. INFORMATION SHOWN ON FLOOR PLANS SHALL BE ASSUMED TO BE APPLICABLE TO THE RELATED SYSTEM SCHEMATIC AND VICE-VERSA TO PROVIDE A COMPLETE AND OPERATIONAL SYSTEM.
3. VERIFY STRUCTURAL INTEGRITY OF ALL TEMPORARY AND PERMANENT OPENINGS. ADDITIONAL FRAMING TO ENSURE STRUCTURAL INTEGRITY SHALL BE INCLUDED UNDER THIS CONTRACT.

PLUMBING AND DRAINAGE NOTES:

1. ALL SANITARY DRAINAGE BELOW GRADE SHALL BE MINIMUM 100MM (4 IN.) UNLESS INDICATED OTHERWISE.
2. ALL FLOOR DRAINS SHALL BE COMPLETE WITH TRAPS AND TRAP PRIMERS.
3. ALL STORM DRAINAGE BELOW GRADE SHALL BE MINIMUM 100MM (4 IN.) UNLESS INDICATED OTHERWISE.
4. ALL DOMESTIC COLD WATER AND DOMESTIC HOT WATER PIPES SHALL BE MINIMUM 19MM (3/4 IN.) UNLESS INDICATED OTHERWISE.
5. ALL PIPING SHALL BE OVERHEAD, TIGHT TO UNDERSIDE OF THE STRUCTURE WITH SUFFICIENT ROOM FOR INSULATION UNLESS INDICATED OTHERWISE. RUN PIPING WITHIN STRUCTURAL STEEL STRATA WHERE PRACTICAL AND IN EXPOSED OFFICE AREAS.
6. ALL POOL DECK DRAINS TO BE GROUNDED.
7. PROVIDE TRAPS FOR ALL FLOORDRAINS, SINKS, LAV'S ETC. AS PER BUILDING CODE REQUIREMENTS

POOL NOTES:

1. ALL POOL DECK DRAINS SHALL BE GROUNDED.
2. ALL EMERGENCY SHUTOFF BUTTONS SHALL TURN OFF ALL RECIRCULATION PUMPS INCLUDING FEATURE PUMPS.

Contractor must check and verify all dimensions on the job, and report any discrepancies to the Architect before proceeding with the work.

Do not scale this drawing.

REVISIONS AND ISSUES

REV	DESCRIPTION	DATE
1	ISSUED FOR TENDER	2018-03-01

MJMA
maclennan jaunkalns miller architects
425 adelaide street west level 6
toronto ontario m5v 3c1
416 593 6796
www.mjmarchitects.com

TEAL Architects+Planners
1660 Hollis Street, Suite 1101
Halifax, Nova Scotia B3J 1V7
www.tealarchitects.com

CAMPBELL COMEAU ENGINEERING LTD.
STRUCTURAL ENGINEERS
2719 GLADSTONE STREET, SUITE 110
HALIFAX NS, B3K 4W6
T: 902 429 5454 F:902 444 3099

Smith + Andersen
MECHANICAL ENGINEERS
500-4211 Yonge Street
Toronto, Ontario, M2P 2A9
T: 416 487 8151 F: 416 487 9104

Smith + Andersen
ELECTRICAL ENGINEERS
1969 Upper Water Street, Suite 1905
Halifax, Nova Scotia, B3J 3R7
T: 902 440 0981 F: 416 487 9104

Strum Consulting
CIVIL ENGINEERS
Rollside, 1355 Bedford Highway
Bedford, NS B4A 1C5
T: 902 835 5560 F: 902 835 5574

EAST HANTS
We live it!

Municipality of East Hants
Parks, Recreation and Culture
Lloyd E Matheson Centre
15 Commerce Court
Elmsdale, NS B2S 3K5
T: 902 883-7098

KEYPLAN

NORTH ARROW

REGISTERED PROFESSIONAL ENGINEER
DATE 2018.03.01
R.T. DROESBECK
6644
PROVINCE OF NOVA SCOTIA

Smith + Andersen
4211 Yonge Street Suite 500 Toronto Ontario M2P 2A9
t 416 487 8151 f 416 487 9104

PROJECT TITLE
East Hants Aquatic Centre
Commerce Court, Elmsdale, NS

DRAWING TITLE
LEVEL 1 BELOW GRADE – PLUMBING AND DRAINAGE

SCALE 1 : 100

DATE 2018-03-01

PROJECT NUMBER 17079

DRAWING NUMBER M300

BIM 360://1609-EHAC/17079_EAST HANTS_MECHANICAL_CENTRAL.rvt

GENERAL NOTES:

1. DO NOT SCALE DRAWINGS. THE LOCATIONS OF ALL ITEMS SHOWN ON THE DRAWINGS OR SPECIFIED THAT ARE NOT DEFINITELY FIXED BY DIMENSIONS ARE APPROXIMATE ONLY. THE EXACT LOCATIONS NECESSARY TO SECURE THE BEST CONDITIONS AND RESULTS MUST BE DETERMINED BY THE SITE CONDITIONS. REVIEW ALL REVISIONS WITH THE CONSULTANT.
2. FLOOR PLANS SHALL BE READ IN CONJUNCTION WITH SCHEMATICS. INFORMATION SHOWN ON FLOOR PLANS SHALL BE ASSUMED TO BE APPLICABLE TO THE RELATED SYSTEM SCHEMATIC AND VICE-VERSA TO PROVIDE A COMPLETE AND OPERATIONAL SYSTEM.
3. VERIFY STRUCTURAL INTEGRITY OF ALL TEMPORARY AND PERMANENT OPENINGS. ADDITIONAL FRAMING TO ENSURE STRUCTURAL INTEGRITY SHALL BE INCLUDED UNDER THIS CONTRACT.

PLUMBING AND DRAINAGE NOTES:

1. ALL SANITARY DRAINAGE BELOW GRADE SHALL BE MINIMUM 100MM (4 IN.) UNLESS INDICATED OTHERWISE.
2. ALL FLOOR DRAINS SHALL BE COMPLETE WITH TRAPS AND TRAP PRIMERS.
3. ALL STORM DRAINAGE BELOW GRADE SHALL BE MINIMUM 100MM (4 IN.) UNLESS INDICATED OTHERWISE.
4. ALL DOMESTIC COLD WATER AND DOMESTIC HOT WATER PIPES SHALL BE MINIMUM 19MM (3/4 IN.) UNLESS INDICATED OTHERWISE.
5. ALL PIPING SHALL BE OVERHEAD, TIGHT TO UNDERSIDE OF THE STRUCTURE WITH SUFFICIENT ROOM FOR INSULATION UNLESS INDICATED OTHERWISE. RUN PIPING WITHIN STRUCTURAL STEEL STRATA WHERE PRACTICAL AND IN EXPOSED OFFICE AREAS.
6. ALL POOL DECK DRAINS TO BE GROUNDED.
7. PROVIDE TRAPS FOR ALL FLOORDRAINS, SINKS, LAV'S ETC. AS PER BUILDING CODE REQUIREMENTS

POOL NOTES:

1. ALL POOL DECK DRAINS SHALL BE GROUNDED.
2. ALL EMERGENCY SHUTOFF BUTTONS SHALL TURN OFF ALL RECIRCULATION PUMPS INCLUDING FEATURE PUMPS.

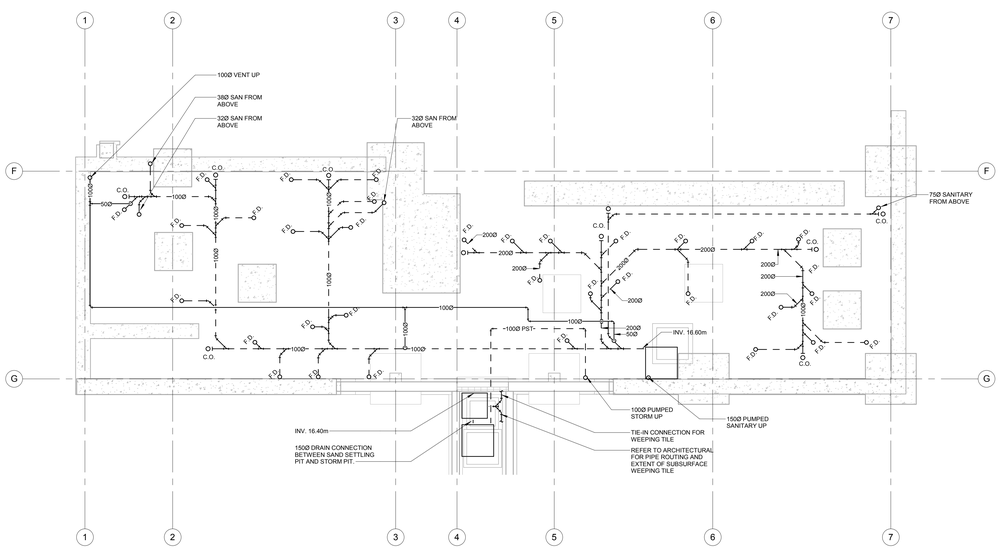

Contractor must check and verify all dimensions on the job, and report any discrepancies to the Architect before proceeding with the work.

Do not scale this drawing.

REVISIONS AND ISSUES

REV	DESCRIPTION	DATE
1	ISSUED FOR TENDER	2018-03-01

MJMA

maclennan jaunkalns miller architects

425 adelaide street west level 6
toronto ontario m5v 3c1
416 593 6796
www.mjmarchitects.com

TEAL Architects+Planners
1660 Hollis Street, Suite 1101
Halifax, Nova Scotia B3J 1V7
www.tealarchitects.com

CAMPBELL COMEAU ENGINEERING LTD.
STRUCTURAL ENGINEERS
2719 GLADSTONE STREET, SUITE 110
HALIFAX NS, B3K 4W6
T: 902 429 5454 F:902 444 3099

Smith + Andersen
MECHANICAL ENGINEERS
500-4211 Yonge Street
Toronto, Ontario, M2P 2A9
T: 416 487 8151 F: 416 487 9104

Smith + Andersen
ELECTRICAL ENGINEERS
1969 Upper Water Street, Suite 1905
Halifax, Nova Scotia, B3J 3R7
T: 902 440 0981 F: 416 487 9104

Strum Consulting
CIVIL ENGINEERS
Railside, 1355 Bedford Highway
Bedford, NS B4A 1C5
T: 902 835 5560 F: 902 835 5574

EAST HANTS
We live it!

Municipality of East Hants
Parks, Recreation and Culture
Lloyd E Matheson Centre
15 Commerce Court
Elmsdale, NS B2S 3K5
T: 902 883-7098

KEYPLAN

NORTH ARROW

REGISTERED PROFESSIONAL ENGINEER
DATE 2018.03.01
R.T. DROESBECK
6644
PROVINCE OF NOVA SCOTIA

Smith + Andersen
4211 Yonge Street Suite 500 Toronto Ontario M2P 2A9
t 416 487 8151 f 416 487 9104

PROJECT TITLE
East Hants Aquatic Centre

Commerce Court, Elmsdale, NS

DRAWING TITLE
BELOW GRADE PLUMBING AND DRAINAGE

SCALE
1 : 100

DATE
2018-03-01

PROJECT NUMBER
17079

DRAWING NUMBER
M300U

BIM 360://1609-EMAC/17079_EAST HANTS_MECHANICAL_CENTRAL.rvt

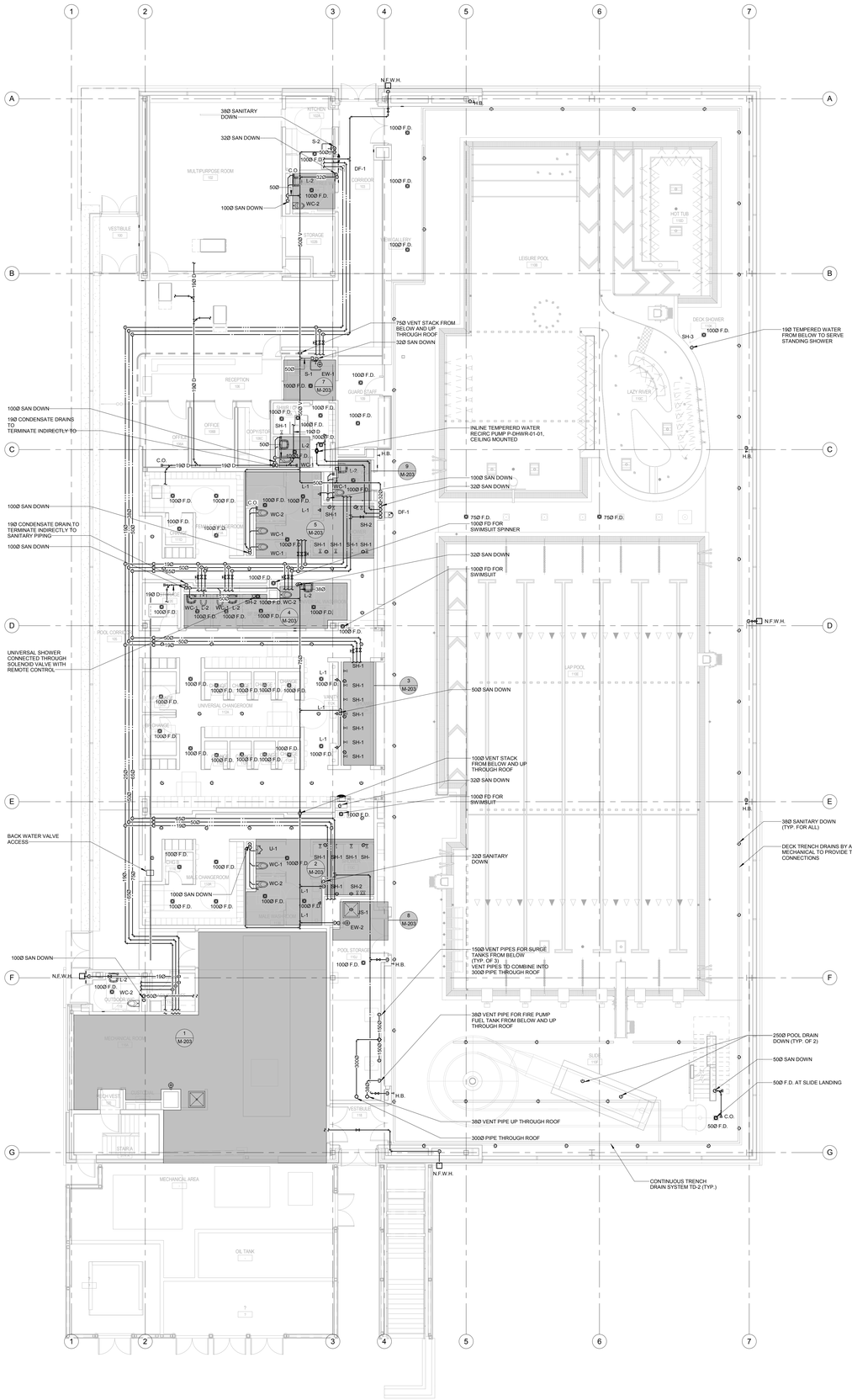

GENERAL NOTES:

1. DO NOT SCALE DRAWINGS. THE LOCATIONS OF ALL ITEMS SHOWN ON THE DRAWINGS OR SPECIFIED THAT ARE NOT DEFINITELY FIXED BY DIMENSIONS ARE APPROXIMATE ONLY. THE EXACT LOCATIONS NECESSARY TO SECURE THE BEST CONDITIONS AND RESULTS MUST BE DETERMINED BY THE SITE CONDITIONS. REVIEW ALL REVISIONS WITH THE CONSULTANT.
2. FLOOR PLANS SHALL BE READ IN CONJUNCTION WITH SCHEMATICS. INFORMATION SHOWN ON FLOOR PLANS SHALL BE ASSUMED TO BE APPLICABLE TO THE RELATED SYSTEM SCHEMATIC AND VICE-VERSA TO PROVIDE A COMPLETE AND OPERATIONAL SYSTEM.
3. VERIFY STRUCTURAL INTEGRITY OF ALL TEMPORARY AND PERMANENT OPENINGS. ADDITIONAL FRAMING TO ENSURE STRUCTURAL INTEGRITY SHALL BE INCLUDED UNDER THIS CONTRACT.

PLUMBING AND DRAINAGE NOTES:

1. ALL SANITARY DRAINAGE BELOW GRADE SHALL BE MINIMUM 100MM (4 IN.) UNLESS INDICATED OTHERWISE.
2. ALL FLOOR DRAINS SHALL BE COMPLETE WITH TRAPS AND TRAP PRIMERS.
3. ALL STORM DRAINAGE BELOW GRADE SHALL BE MINIMUM 100MM (4 IN.) UNLESS INDICATED OTHERWISE.
4. ALL DOMESTIC COLD WATER AND DOMESTIC HOT WATER PIPES SHALL BE MINIMUM 19MM (3/4 IN.) UNLESS INDICATED OTHERWISE.
5. ALL PIPING SHALL BE OVERHEAD, TIGHT TO UNDERSIDE OF THE STRUCTURE WITH SUFFICIENT ROOM FOR INSULATION UNLESS INDICATED OTHERWISE. RUN PIPING WITHIN STRUCTURAL STEEL STRATA WHERE PRACTICAL AND IN EXPOSED OFFICE AREAS.
6. ALL POOL DECK DRAINS TO BE GROUNDED.
7. PROVIDE TRAPS FOR ALL FLOORDRAINS, SINKS, LAV'S ETC. AS PER BUILDING CODE REQUIREMENTS

POOL NOTES:

1. ALL POOL DECK DRAINS SHALL BE GROUNDED.
2. ALL EMERGENCY SHUTOFF BUTTONS SHALL TURN OFF ALL RECIRCULATION PUMPS INCLUDING FEATURE PUMPS.

Contractor must check and verify all dimensions on the job, and report any discrepancies to the Architect before proceeding with the work.

Do not scale this drawing.

REVISIONS AND ISSUES

REV	DESCRIPTION	DATE
1	ISSUED FOR TENDER	2018-03-01

MJMA
maclennan jaunkalns miller architects
425 adelaide street west level 6
toronto ontario m5v 3c1
416 593 6796
www.mjmarchitects.com

TEAL Architects+Planners
1660 Hollis Street, Suite 1101
Halifax, Nova Scotia B3J 1V7
www.tealarchitects.com

CAMPBELL COMEAU ENGINEERING LTD.
STRUCTURAL ENGINEERS
2719 GLADSTONE STREET, SUITE 110
HALIFAX NS, B3K 4W6
T: 902 429 5454 F:902 444 3099

Smith + Andersen
MECHANICAL ENGINEERS
500-4211 Yonge Street
Toronto, Ontario, M2P 2A9
T: 416 487 8151 F: 416 487 9104

Smith + Andersen
ELECTRICAL ENGINEERS
1969 Upper Water Street, Suite 1905
Halifax, Nova Scotia, B3J 3R7
T: 902 440 0981 F: 416 487 9104

Strum Consulting
CIVIL ENGINEERS
Rollside, 1355 Bedford Highway
Bedford, NS B4A 1C5
T: 902 835 5560 F: 902 835 5574

EAST HANTS
We live it!

Municipality of East Hants
Parks, Recreation and Culture
Lloyd E Matheson Centre
15 Commerce Court
Elmsdale, NS B2S 3K5
T: 902 883-7098

KEYPLAN

NORTH ARROW

REGISTERED PROFESSIONAL ENGINEER
DATE 2018.03.01
R.T. DROESBECK
6644
PROVINCE OF NOVA SCOTIA

Smith + Andersen
4211 Yonge Street Suite 500 Toronto Ontario M2P 2A9
t 416 487 8151 f 416 487 9104

PROJECT TITLE
East Hants Aquatic Centre
Commerce Court, Elmsdale, NS

DRAWING TITLE
LEVEL 1 PLUMBING AND DRAINAGE

SCALE 1 : 100
DATE 2018-03-01
PROJECT NUMBER 17079
DRAWING NUMBER M301

BIM 360://1609-EH4C/17079_EAST HANTS_MECHANICAL_CENTRAL.rvt

GENERAL NOTES

1. DO NOT SCALE DRAWINGS. THE LOCATIONS OF ALL ITEMS SHOWN ON THE DRAWINGS OR SPECIFIED THAT ARE NOT DEFINITELY FIXED BY DIMENSIONS ARE APPROXIMATE ONLY. THE EXACT LOCATIONS NECESSARY TO SECURE THE BEST CONDITIONS AND RESULTS MUST BE DETERMINED BY THE SITE CONDITIONS. REVIEW ALL REVISIONS WITH THE CONSULTANT.
2. FLOOR PLANS SHALL BE READ IN CONJUNCTION WITH SCHEMATICS. INFORMATION SHOWN ON FLOOR PLANS SHALL BE ASSUMED TO BE APPLICABLE TO THE RELATED SYSTEM SCHEMATIC AND VICE-VERSA TO PROVIDE A COMPLETE AND OPERATIONAL SYSTEM.
3. VERIFY STRUCTURAL INTEGRITY OF ALL TEMPORARY AND PERMANENT OPENINGS. ADDITIONAL FRAMING TO ENSURE STRUCTURAL INTEGRITY SHALL BE INCLUDED UNDER THIS CONTRACT.



Contractor must check and verify all dimensions on the job, and report any discrepancies to the Architect before proceeding with the work.

Do not scale this drawing.

REVISIONS AND ISSUES

REV	DESCRIPTION	DATE
1	ISSUED FOR TENDER	2018-03-01

MJMA

maclennan jaunkalns miller architects

425 adelaide street west level 6
toronto ontario m5v 3c1
416 593 6796
www.mjmarchitects.com

TEAL Architects+Planners
1660 Hollis Street, Suite 1101
Halifax, Nova Scotia B3J 1V7
www.tealarchitects.com

CAMPBELL COMEAU ENGINEERING LTD.
STRUCTURAL ENGINEERS
2719 GLADSTONE STREET, SUITE 110
HALIFAX NS, B3K 4W6
T: 902 429 5454 F:902 444 3099

Smith + Andersen
MECHANICAL ENGINEERS
500-4211 Yonge Street
Toronto, Ontario, M2P 2A9
T: 416 487 8151 F: 416 487 9104

Smith + Andersen
ELECTRICAL ENGINEERS
1969 Upper Water Street, Suite 1905
Halifax, Nova Scotia, B3J 3R7
T: 902 440 0981 F: 416 487 9104

Strum Consulting
CIVIL ENGINEERS
Rolliside, 1355 Bedford Highway
Bedford, NS B4A 1C5
T: 902 835 5560 F: 902 835 5574

EAST HANTS
We live it!

Municipality of East Hants
Parks, Recreation and Culture
Lloyd E Matheson Centre
15 Commerce Court
Elmsdale, NS B2S 3K5
T: 902 883-7098

KEYPLAN

NORTH ARROW

REGISTERED PROFESSIONAL ENGINEER
DATE 2018-03-01
R.T. DROESBECK
6644
PROVINCE OF NOVA SCOTIA

Smith + Andersen
4211 Yonge Street Suite 500 Toronto Ontario M2P 2A9
t 416 487 8151 f 416 487 9104

PROJECT TITLE
East Hants Aquatic Centre

Commerce Court, Elmsdale, NS

DRAWING TITLE
ROOF PLAN – MECHANICAL

SCALE
1 : 100

DATE
2018-03-01

PROJECT NUMBER
17079

DRAWING NUMBER
M302

BIM 360://1699-EMAC/17079_EAST HANTS_MECHANICAL_CENTRAL.rvt

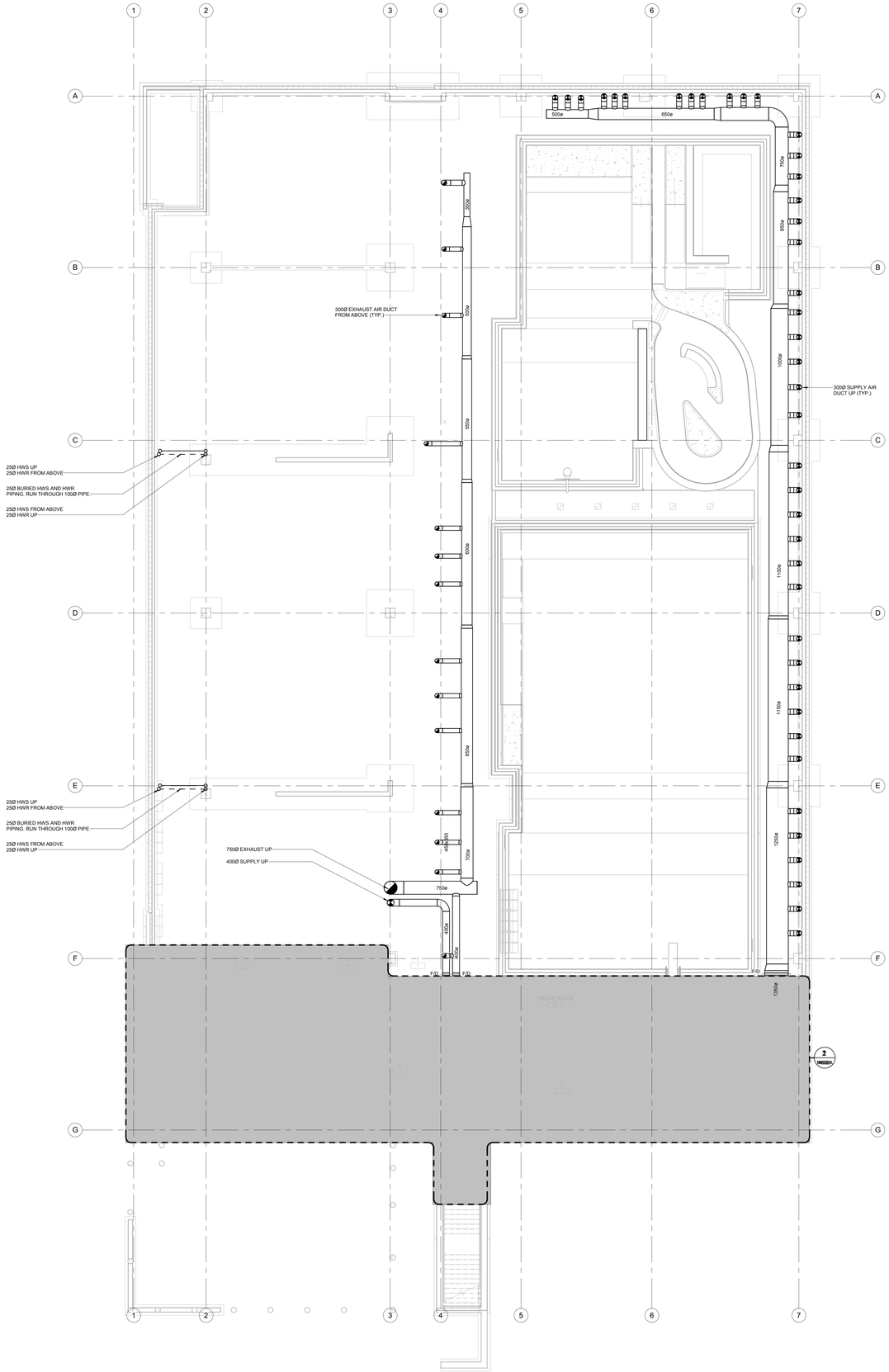

GENERAL NOTES:

1. DO NOT SCALE DRAWINGS. THE LOCATIONS OF ALL ITEMS SHOWN ON THE DRAWINGS OR SPECIFIED THAT ARE NOT DEFINITELY FIXED BY DIMENSIONS ARE APPROXIMATE ONLY. THE EXACT LOCATIONS NECESSARY TO SECURE THE BEST CONDITIONS AND RESULTS MUST BE DETERMINED BY THE SITE CONDITIONS. REVIEW ALL REVISIONS WITH THE CONSULTANT.
2. FLOOR PLANS SHALL BE READ IN CONJUNCTION WITH SCHEMATICS. INFORMATION SHOWN ON FLOOR PLANS SHALL BE ASSUMED TO BE APPLICABLE TO THE RELATED SYSTEM SCHEMATIC AND VICE-VERSA TO PROVIDE A COMPLETE AND OPERATIONAL SYSTEM.
3. VERIFY STRUCTURAL INTEGRITY OF ALL TEMPORARY AND PERMANENT OPENINGS. ADDITIONAL FRAMING TO ENSURE STRUCTURAL INTEGRITY SHALL BE INCLUDED UNDER THIS CONTRACT.

HVAC NOTES:

1. ALL HWS AND HWR BRANCH PIPES SHALL BE MINIMUM 19MM (3/4 IN.) UNLESS INDICATED OTHERWISE.
2. ALL CONTROL VALVES FOR PERIMETER TERMINAL UNITS AND RADIATION ARE TYPE 1 UNLESS INDICATED OTHERWISE.
3. ALL TRANSFER AIR DUCTS SHALL BE 600X400X1200 (WXHXL). ACOUSTICALLY LINED ELBOW OR STRAIGHT DUCTS AS SHOWN OR UNLESS INDICATED OTHERWISE. TRANSFER AIR DUCTS SHALL NOT BE USED IN LIEU OF SILENCERS.
4. REFER TO ARCHITECTURAL REFLECTED CEILING PLANS FOR EXACT LOCATIONS OF GRILLES AND DIFFUSERS.
5. TEMPERATURE SENSORS ARE LOCATED TO AID IN PRICING ONLY AND ALL REQUIRED SENSORS MAY NOT BE SHOWN (REFER TO SPECIFICATIONS). COORDINATE FINAL LOCATION WITH THE ARCHITECT WITHIN 1000MM (40 IN.) OF LOCATION SHOWN. ALL RELOCATIONS OUTSIDE OF THIS RANGE SHALL BE REVIEWED WITH THE CONSULTANT.
6. TEMPERATURE SENSORS SHALL BE NOMINALLY 1200MM (48 IN.) ABOVE THE FINISHED FLOOR UNLESS INDICATED OTHERWISE.
7. DIFFUSER DUCT RUN-OUTS SHALL BE THE SAME SIZE AS THE DIFFUSER INLETS UNLESS INDICATED OTHERWISE
8. AIR FLOW RATES SHALL BE BALANCED EQUALLY BETWEEN ALL INTERIOR DIFFUSERS BASED ON THE MAXIMUM AIR FLOW RATE SHOWN FOR THE ASSOCIATED VAV BOX.
9. MAINTAIN A MINIMUM OF 2400MM (96 IN.) CLEARANCE TO THE UNDERSIDE OF PIPES, DUCTS, CONDUITS, SUSPENDED EQUIPMENT, ETC. THROUGHOUT ACCESS ROUTES IN MECHANICAL ROOMS.
10. ALL PIPING SHALL BE OVERHEAD, TIGHT TO UNDERSIDE OF THE STRUCTURE WITH SUFFICIENT ROOM FOR INSULATION UNLESS INDICATED OTHERWISE.
11. CONTRACTOR TO VERIFY STRUCTURAL INTEGRITY OF TEMPORARY AND PERMANENT OPENINGS. ADDITIONAL FRAMING TO ENSURE STRUCTURAL INTEGRITY SHALL BE INCLUDED UNDER THIS CONTRACT.
12. PROVIDE ALUMINUM DUCTWORK IN ALL POOL AREAS AND SHOWER EXHAUST SYSTEMS.

Contractor must check and verify all dimensions on the job, and report any discrepancies to the Architect before proceeding with the work.

Do not scale this drawing.

REVISIONS AND ISSUES

REV	DESCRIPTION	DATE
1	ISSUED FOR TENDER	2018-03-01

MJMA
maclennan jaunkalns miller architects
425 adelaide street west level 6
toronto ontario m5v 3c1
416 593 6796
www.mjmarchitects.com

TEAL Architects+Planners
1660 Hollis Street, Suite 1101
Halifax, Nova Scotia B3J 1V7
www.tealarchitects.com

CAMPBELL COMEAU ENGINEERING LTD.
STRUCTURAL ENGINEERS
2719 GLADSTONE STREET, SUITE 110
HALIFAX NS, B3K 4W6
T: 902 429 5454 F:902 444 3099

Smith + Andersen
MECHANICAL ENGINEERS
500-4211 Yonge Street
Toronto, Ontario, M2P 2A9
T: 416 487 8151 F: 416 487 9104

Smith + Andersen
ELECTRICAL ENGINEERS
1969 Upper Water Street, Suite 1905
Halifax, Nova Scotia, B3J 3R7
T: 902 440 0981 F: 416 487 9104

Strum Consulting
CIVIL ENGINEERS
Rollside, 1355 Bedford Highway
Bedford, NS B4A 1C5
T: 902 835 5560 F: 902 835 5574

EAST HANTS
We live it!

Municipality of East Hants
Parks, Recreation and Culture
Lloyd E Matheson Centre
15 Commerce Court
Elmsdale, NS B2S 3K5
T: 902 883-7098

KEYPLAN

NORTH ARROW

PROFESSIONAL ENGINEER
DATE 2018-03-01
R.T. DROESBEK
6644
PROVINCE OF NOVA SCOTIA

Smith + Andersen
4211 Yonge Street Suite 500 Toronto Ontario M2P 2A9
t 416 487 8151 f 416 487 9104

PROJECT TITLE
East Hants Aquatic Centre
Commerce Court, Elmsdale, NS

DRAWING TITLE
LEVEL 1 BELOW GRADE - H.V.A.C.

SCALE
1 : 100

DATE
2018-03-01

PROJECT NUMBER
17079

DRAWING NUMBER
M400

BIM 360://1699-EMAC/17079_EAST HANTS_MECHANICAL_CENTRAL.rvt

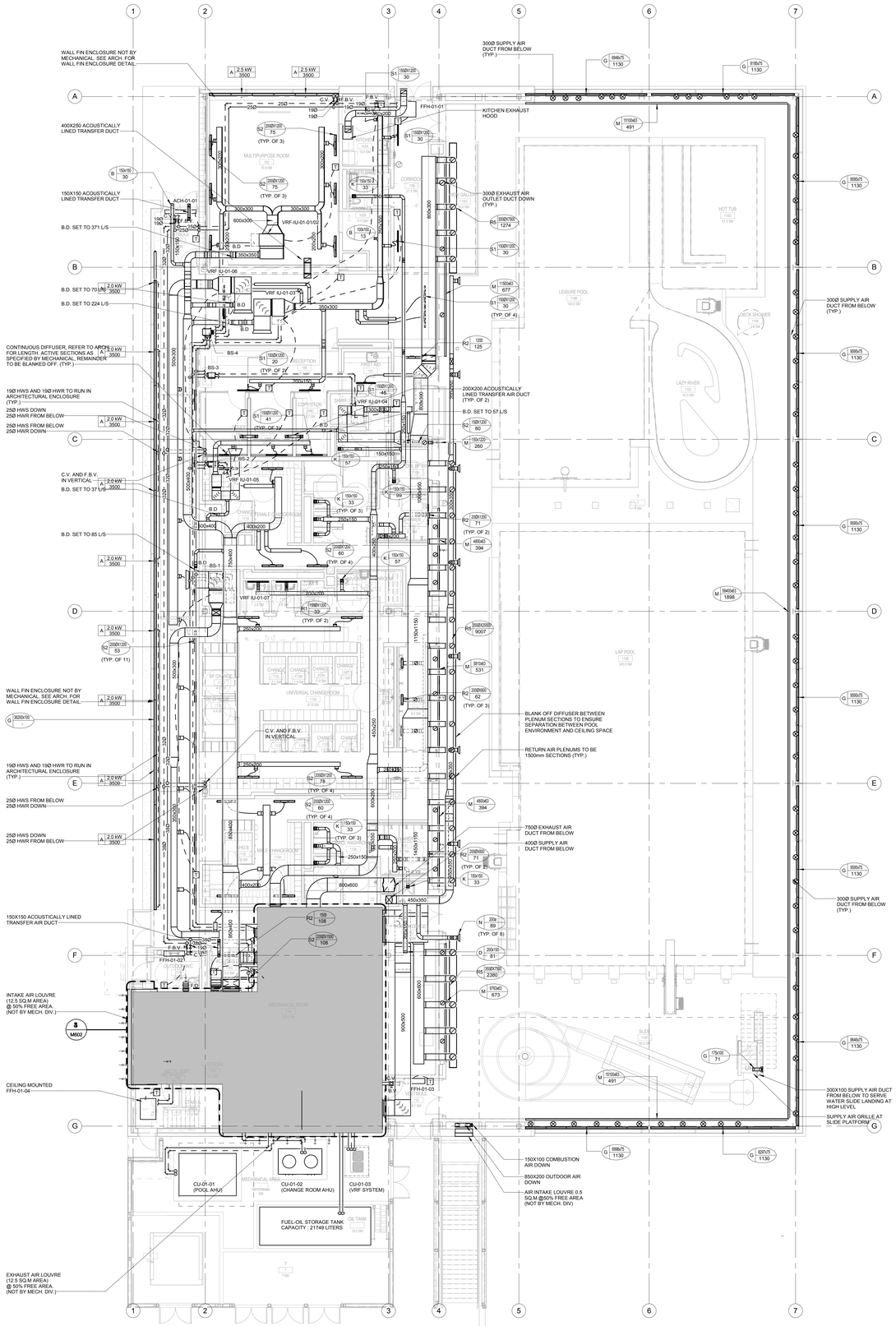

GENERAL NOTES

1. DO NOT SCALE DRAWINGS. THE LOCATIONS OF ALL ITEMS SHOWN ON THE DRAWINGS OR SPECIFIED THAT ARE NOT DEFINITELY FIXED BY DIMENSIONS ARE APPROXIMATE ONLY. THE EXACT LOCATIONS NECESSARY TO SECURE THE BEST CONDITIONS AND RESULTS MUST BE DETERMINED BY THE SITE CONDITIONS. REVIEW ALL REVISIONS WITH THE CONSULTANT.
2. FLOOR PLANS SHALL BE READ IN CONJUNCTION WITH SCHEMATICS. INFORMATION SHOWN ON FLOOR PLANS SHALL BE ASSUMED TO BE APPLICABLE TO THE RELATED SYSTEM SCHEMATIC AND VICE-VERSA TO PROVIDE A COMPLETE AND OPERATIONAL SYSTEM.
3. VERIFY STRUCTURAL INTEGRITY OF ALL TEMPORARY AND PERMANENT OPENINGS. ADDITIONAL FRAMING TO ENSURE STRUCTURAL INTEGRITY SHALL BE INCLUDED UNDER THIS CONTRACT.

HVAC NOTES

1. ALL HWS AND HWR BRANCH PIPES SHALL BE MINIMUM 19MM (3/4 IN.) UNLESS INDICATED OTHERWISE.
2. ALL CONTROL VALVES FOR PERIMETER TERMINAL UNITS AND RADIATION ARE TYPE 1 UNLESS INDICATED OTHERWISE.
3. ALL TRANSFER AIR DUCTS SHALL BE 600X400X1200 (WXHXL). ACOUSTICALLY LINED ELBOW OR STRAIGHT DUCTS AS SHOWN OR UNLESS INDICATED OTHERWISE. TRANSFER AIR DUCTS SHALL NOT BE USED IN LIEU OF SILENCERS.
4. REFER TO ARCHITECTURAL REFLECTED CEILING PLANS FOR EXACT LOCATIONS OF GRILLES AND DIFFUSERS.
5. TEMPERATURE SENSORS ARE LOCATED TO AID IN PRICING ONLY AND ALL REQUIRED SENSORS MAY NOT BE SHOWN (REFER TO SPECIFICATIONS). COORDINATE FINAL LOCATION WITH THE ARCHITECT WITHIN 1000MM (40 IN.) OF LOCATION SHOWN. ALL RELOCATIONS OUTSIDE OF THIS RANGE SHALL BE REVIEWED WITH THE CONSULTANT.
6. TEMPERATURE SENSORS SHALL BE NOMINALLY 1200MM (48 IN.) ABOVE THE FINISHED FLOOR UNLESS INDICATED OTHERWISE.
7. DIFFUSER DUCT RUN-OUTS SHALL BE THE SAME SIZE AS THE DIFFUSER INLETS UNLESS INDICATED OTHERWISE.
8. AIR FLOW RATES SHALL BE BALANCED EQUALLY BETWEEN ALL INTERIOR DIFFUSERS BASED ON THE MAXIMUM AIR FLOW RATE SHOWN FOR THE ASSOCIATED VAV BOX.
9. MAINTAIN A MINIMUM OF 2400MM (96 IN.) CLEARANCE TO THE UNDERSIDE OF PIPES, DUCTS, CONDUITS, SUSPENDED EQUIPMENT, ETC. THROUGHOUT ACCESS ROUTES IN MECHANICAL ROOMS.
10. ALL PIPING SHALL BE OVERHEAD, TIGHT TO UNDERSIDE OF THE STRUCTURE WITH SUFFICIENT ROOM FOR INSULATION UNLESS INDICATED OTHERWISE.
11. CONTRACTOR TO VERIFY STRUCTURAL INTEGRITY OF TEMPORARY AND PERMANENT OPENINGS. ADDITIONAL FRAMING TO ENSURE STRUCTURAL INTEGRITY SHALL BE INCLUDED UNDER THIS CONTRACT.
12. PROVIDE ALUMINUM DUCTWORK IN ALL POOL AREAS AND SHOWER EXHAUST SYSTEMS.

Contractor must check and verify all dimensions on the job, and report any discrepancies to the Architect before proceeding with the work.

Do not scale this drawing.

REVISIONS AND ISSUES

REV	DESCRIPTION	DATE
1	ISSUED FOR TENDER	2018-03-01

MJMA
maclennan jaunkalns miller architects
425 adelaide street west level 6
toronto ontario m5v 3c1
416 593 6796
www.mjmarchitects.com

TEAL Architects+Planners
1660 Hollis Street, Suite 1101
Halifax, Nova Scotia B3J 1V7
www.tealarchitects.com

CAMPBELL COMEAU ENGINEERING LTD.
STRUCTURAL ENGINEERS
2719 GLADSTONE STREET, SUITE 110
HALIFAX NS, B3K 4W6
T: 902 429 5454 F:902 444 3099

Smith + Andersen
MECHANICAL ENGINEERS
500-4211 Yonge Street
Toronto, Ontario, M2P 2A9
T: 416 487 8151 F: 416 487 9104

Smith + Andersen
ELECTRICAL ENGINEERS
1969 Upper Water Street, Suite 1905
Halifax, Nova Scotia, B3J 3R7
T: 902 440 0981 F: 416 487 9104

Strum Consulting
CIVIL ENGINEERS
Rollside, 1355 Bedford Highway
Bedford, NS B4A 1C5
T: 902 835 5560 F: 902 835 5574

EAST HANTS
We live it!

Municipality of East Hants
Parks, Recreation and Culture
Lloyd E Matheson Centre
15 Commerce Court
Elmsdale, NS B2S 3K5
T: 902 883-7098

KEYPLAN

NORTH ARROW

REGISTERED PROFESSIONAL ENGINEER
DATE 2018-03-01
R.T. DROESBECK
6644
PROVINCE OF NOVA SCOTIA

Smith + Andersen
4211 Yonge Street Suite 500 Toronto Ontario M2P 2A9
t 416 487 8151 f 416 487 9104

PROJECT TITLE
East Hants Aquatic Centre
Commerce Court, Elmsdale, NS

DRAWING TITLE
LEVEL 1 - H.V.A.C.

SCALE
1 : 100

DATE
2018-03-01

PROJECT NUMBER
17079

DRAWING NUMBER
M401

BIM 360://1609-EHAC/17079_EAST HANTS_MECHANICAL_CENTRAL.rvt

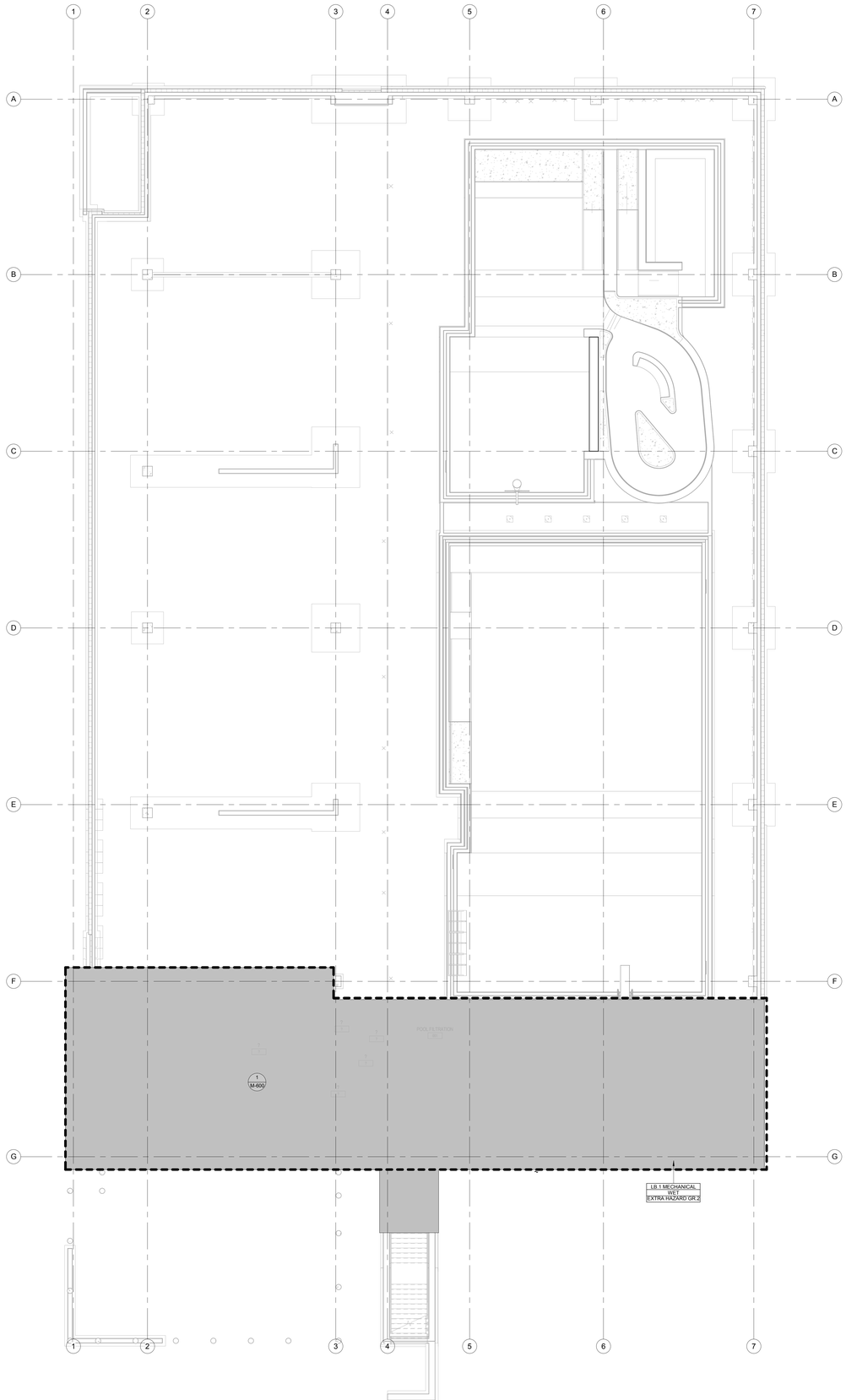

GENERAL NOTES:

1. DO NOT SCALE DRAWINGS. THE LOCATIONS OF ALL ITEMS SHOWN ON THE DRAWINGS OR SPECIFIED THAT ARE NOT DEFINITELY FIXED BY DIMENSIONS ARE APPROXIMATE ONLY. THE EXACT LOCATIONS NECESSARY TO SECURE THE BEST CONDITIONS AND RESULTS MUST BE DETERMINED BY THE SITE CONDITIONS. REVIEW ALL REVISIONS WITH THE CONSULTANT.
2. FLOOR PLANS SHALL BE READ IN CONJUNCTION WITH SCHEMATICS. INFORMATION SHOWN ON FLOOR PLANS SHALL BE ASSUMED TO BE APPLICABLE TO THE RELATED SYSTEM SCHEMATIC AND VICE-VERSA TO PROVIDE A COMPLETE AND OPERATIONAL SYSTEM.
3. VERIFY STRUCTURAL INTEGRITY OF ALL TEMPORARY AND PERMANENT OPENINGS. ADDITIONAL FRAMING TO ENSURE STRUCTURAL INTEGRITY SHALL BE INCLUDED UNDER THIS CONTRACT.

SPRINKLER NOTES:

1. QUANTITY AND LOCATION OF SPRINKLER HEADS SHOWN TO AID IN PRICING ONLY. PROVIDE EXACT NUMBER OF HEADS TO SUIT DENSITY REQUIREMENTS AS SPECIFIED. LOCATIONS SHALL CONFORM TO ARCHITECTURAL REFLECTED CEILING PLANS AND SHALL MEET THE MINIMUM REQUIREMENTS OF NFPA 13, LATEST STANDARD.
2. IN AREAS WHERE ONLY ZONING AND DENSITY IS SHOWN, THE SPRINKLER CONTRACTOR SHALL BE RESPONSIBLE FOR PROVIDING A SPRINKLER LAYOUT, INCLUDING MAINS AND HEADS TO SUIT ARCHITECTURAL CEILING PLANS. PROPOSED LAYOUTS SHALL BE PROVIDED AS SHOP DRAWINGS FOR REVIEW PRIOR TO INSTALLATION.
3. PROVIDE HIGH TEMPERATURE HEADS IN ALL ELECTRICAL AND COMMUNICATIONS ROOMS.
4. PROVIDE ADEQUATE SPRINKLER COVERAGE IN MECHANICAL ROOMS IN ACCORDANCE WITH NFPA 13. PROVIDE SPRINKLER HEADS ABOVE AND BELOW DUCTS AND EQUIPMENT AS REQUIRED.
5. FLOW INDICATION AND PRESSURE SWITCHES ARE SHOWN FOR CLARITY ONLY AND ARE CONSIDERED PART OF A COMPLETE LISTED ALARM CHECK VALVE ASSEMBLY.
6. SPRINKLER CONTRACTOR TO PROVIDE ENGINEER STAMPED SPRINKLER DRAWINGS AND HYDRAULIC CALCULATIONS.
7. AT THE COMPLETION OF THE PROJECT, THE SPRINKLER CONTRACTOR TO PROVIDE AN ENGINEER SIGNED AND SEALED LETTER OF CONFIRMING THE INSTALLATION COMPLIES WITH NFPA 13.
8. THIS PROJECT HAS SEISMIC REQUIREMENTS, PROVIDE SEISMIC BRACING AND RESTRAINTS AS REQUIRED.
9. AT THE COMPLETION OF THE PROJECT, SPRINKLER CONTRACTOR TO PROVIDE AN ENGINEER REPORT CONFIRMING INSTALLATION OF SEISMIC BRACING
10. PROVIDE GALVANIZED PIPING AND FITTINGS AS WELL AS TEFLON SPRINKLER HEADS IN ALL POOL AREAS.
11. PROVIDE GUARDS ON SPRINKLER HEADS IN CHANGE ROOMS, GYMNASIUMS AND ANY OTHER AREAS SUSCEPTIBLE TO DAMAGING HEADS.
12. FIRE PROTECTION SERVICES SHALL BE PROPERLY COORDINATED WITH OTHER TRADES PRIOR TO INSTALLATION. ANY INSTALLATION PRIOR TO THE RESOLUTION OF CONFLICTS THROUGH THE INTERFERENCE PROCESS SHALL BE RECTIFIED AT THE EXPENSE OF THE SPRINKLER CONTRACTOR.
13. IN LOCATIONS WHERE SPRINKLER COVERAGE SHOWN EXCEEDS NFPA 13, CONSULT WITH ARCHITECTURAL FOR DESIRED LOCATIONS.

Contractor must check and verify all dimensions on the job, and report any discrepancies to the Architect before proceeding with the work.

Do not scale this drawing.

REVISIONS AND ISSUES

REV	DESCRIPTION	DATE
1	ISSUED FOR TENDER	2018-03-01

MJMA

maclennan jaunkalns miller architects

425 adelaide street west level 6
toronto ontario m5v 3c1
416 593 6796
www.mjmarchitects.com

TEAL Architects+Planners
1660 Hollis Street, Suite 1101
Halifax, Nova Scotia B3J 1V7
www.tealarchitects.com

CAMPBELL COMEAU ENGINEERING LTD.
STRUCTURAL ENGINEERS
2719 GLADSTONE STREET, SUITE 110
HALIFAX NS, B3K 4W6
T: 902 429 5454 F:902 444 3099

Smith + Andersen
MECHANICAL ENGINEERS
500-4211 Yonge Street
Toronto, Ontario, M2P 2A9
T: 416 487 8151 F: 416 487 9104

Smith + Andersen
ELECTRICAL ENGINEERS
1969 Upper Water Street, Suite 1905
Halifax, Nova Scotia, B3J 3R7
T: 902 440 0981 F: 416 487 9104

Strum Consulting
CIVIL ENGINEERS
Rollside, 1355 Bedford Highway
Bedford, NS B4A 1C5
T: 902 835 5560 F: 902 835 5574

EAST HANTS
We live it!

Municipality of East Hants
Parks, Recreation and Culture
Lloyd E Matheson Centre
15 Commerce Court
Elmsdale, NS B2S 3K5
T: 902 883-7098

KEYPLAN

NORTH ARROW

REGISTERED PROFESSIONAL ENGINEER
DATE 2018-03-01
R.T. DROESBECK
6644
PROVINCE OF NOVA SCOTIA

Smith + Andersen
4211 Yonge Street Suite 500 Toronto Ontario M2P 2A9
t 416 487 8151 f 416 487 9104

PROJECT TITLE

East Hants Aquatic Centre

Commerce Court, Elmsdale, NS

DRAWING TITLE

LEVEL 1 BELOW GRADE – FIRE PROTECTION

SCALE

1 : 100

DATE

2018-03-01

PROJECT NUMBER

17079

DRAWING NUMBER

M500

BIM 360://1699-EMAC/17079_EAST HANTS_MECHANICAL_CENTRAL.rvt

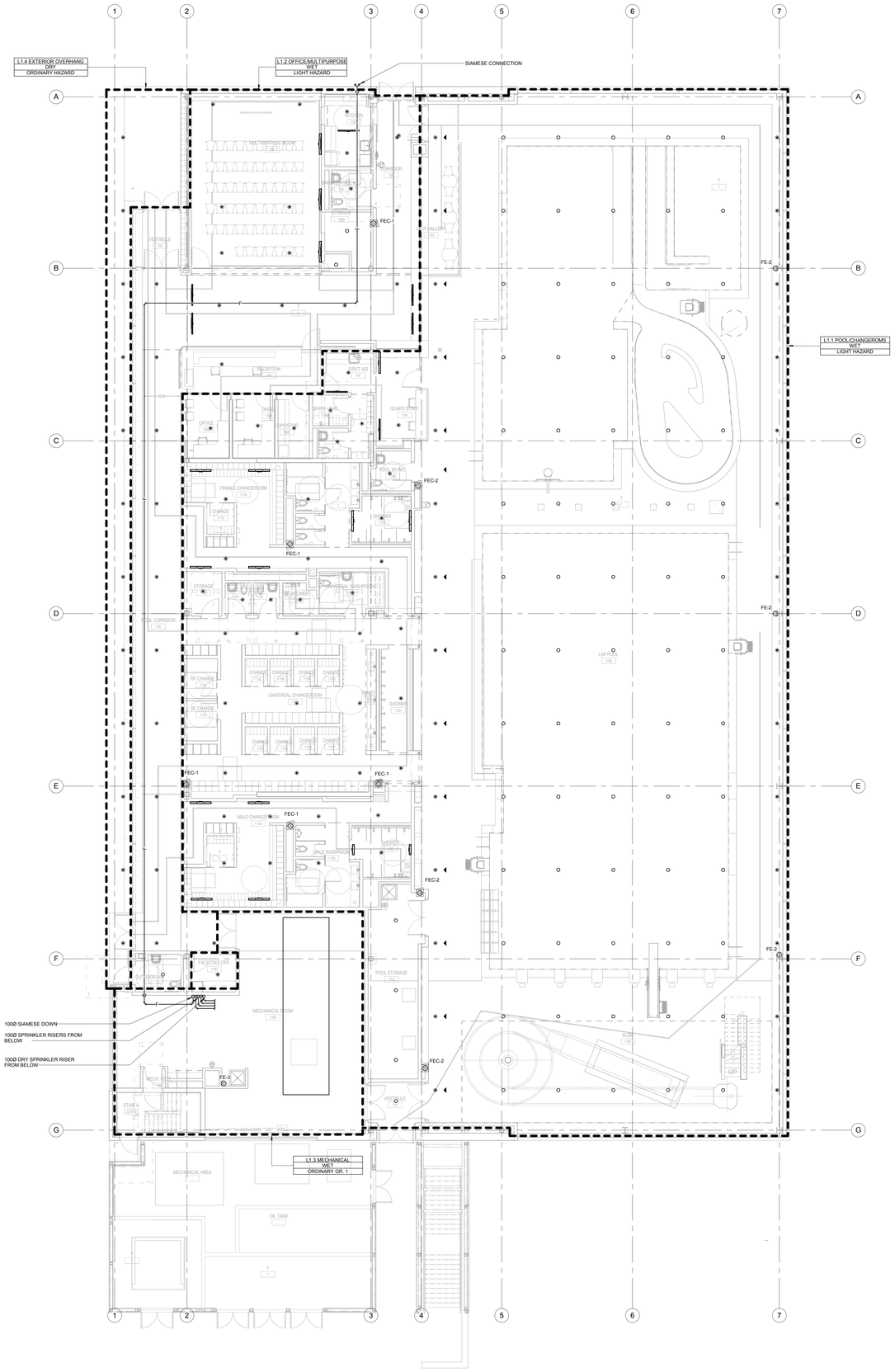

GENERAL NOTES

1. DO NOT SCALE DRAWINGS. THE LOCATIONS OF ALL ITEMS SHOWN ON THE DRAWINGS OR SPECIFIED THAT ARE NOT DEFINITELY FIXED BY DIMENSIONS ARE APPROXIMATE ONLY. THE EXACT LOCATIONS NECESSARY TO SECURE THE BEST CONDITIONS AND RESULTS MUST BE DETERMINED BY THE SITE CONDITIONS. REVIEW ALL REVISIONS WITH THE CONSULTANT.
2. FLOOR PLANS SHALL BE READ IN CONJUNCTION WITH SCHEMATICS. INFORMATION SHOWN ON FLOOR PLANS SHALL BE ASSUMED TO BE APPLICABLE TO THE RELATED SYSTEM SCHEMATIC AND VICE-VERSA TO PROVIDE A COMPLETE AND OPERATIONAL SYSTEM.
3. VERIFY STRUCTURAL INTEGRITY OF ALL TEMPORARY AND PERMANENT OPENINGS. ADDITIONAL FRAMING TO ENSURE STRUCTURAL INTEGRITY SHALL BE INCLUDED UNDER THIS CONTRACT.

SPRINKLER NOTES

1. QUANTITY AND LOCATION OF SPRINKLER HEADS SHOWN TO AID IN PRICING ONLY. PROVIDE EXACT NUMBER OF HEADS TO SUIT DENSITY REQUIREMENTS AS SPECIFIED. LOCATIONS SHALL CONFORM TO ARCHITECTURAL REFLECTED CEILING PLANS AND SHALL MEET THE MINIMUM REQUIREMENTS OF NFPA 13, LATEST STANDARD.
2. IN AREAS WHERE ONLY ZONING AND DENSITY IS SHOWN, THE SPRINKLER CONTRACTOR SHALL BE RESPONSIBLE FOR PROVIDING A SPRINKLER LAYOUT, INCLUDING MAINS AND HEADS TO SUIT ARCHITECTURAL CEILING PLANS. PROPOSED LAYOUTS SHALL BE PROVIDED AS SHOP DRAWINGS FOR REVIEW PRIOR TO INSTALLATION.
3. PROVIDE HIGH TEMPERATURE HEADS IN ALL ELECTRICAL AND COMMUNICATIONS ROOMS.
4. PROVIDE ADEQUATE SPRINKLER COVERAGE IN MECHANICAL ROOMS IN ACCORDANCE WITH NFPA 13. PROVIDE SPRINKLER HEADS ABOVE AND BELOW DUCTS AND EQUIPMENT AS REQUIRED.
5. FLOW INDICATION AND PRESSURE SWITCHES ARE SHOWN FOR CLARITY ONLY AND ARE CONSIDERED PART OF A COMPLETE LISTED ALARM CHECK VALVE ASSEMBLY.
6. SPRINKLER CONTRACTOR TO PROVIDE ENGINEER STAMPED SPRINKLER DRAWINGS AND HYDRAULIC CALCULATIONS.
7. AT THE COMPLETION OF THE PROJECT, THE SPRINKLER CONTRACTOR TO PROVIDE AN ENGINEER SIGNED AND SEALED LETTER OF CONFIRMING THE INSTALLATION COMPLIES WITH NFPA 13.
8. THIS PROJECT HAS SEISMIC REQUIREMENTS, PROVIDE SEISMIC BRACING AND RESTRAINTS AS REQUIRED.
9. AT THE COMPLETION OF THE PROJECT, SPRINKLER CONTRACTOR TO PROVIDE AN ENGINEER REPORT CONFIRMING INSTALLATION OF SEISMIC BRACING
10. PROVIDE GALVANIZED PIPING AND FITTINGS AS WELL AS TEFLON SPRINKLER HEADS IN ALL POOL AREAS.
11. PROVIDE GUARDS ON SPRINKLER HEADS IN CHANGE ROOMS, GYMNASIUMS AND ANY OTHER AREAS SUSCEPTIBLE TO DAMAGING HEADS.
12. FIRE PROTECTION SERVICES SHALL BE PROPERLY COORDINATED WITH OTHER TRADES PRIOR TO INSTALLATION. ANY INSTALLATION PRIOR TO THE RESOLUTION OF CONFLICTS THROUGH THE INTERFERENCE PROCESS SHALL BE RECTIFIED AT THE EXPENSE OF THE SPRINKLER CONTRACTOR.
13. IN LOCATIONS WHERE SPRINKLER COVERAGE SHOWN EXCEEDS NFPA 13, CONSULT WITH ARCHITECTURAL FOR DESIRED LOCATIONS.

Contractor must check and verify all dimensions on the job, and report any discrepancies to the Architect before proceeding with the work.

Do not scale this drawing.

REVISIONS AND ISSUES

REV	DESCRIPTION	DATE
1	ISSUED FOR TENDER	2018-03-01

MJMA
maclennan jaunkalns miller architects
425 adelaide street west level 6
toronto ontario m5v 3c1
416 593 6796
www.mjmarchitects.com

TEAL Architects+Planners
1660 Hollis Street, Suite 1101
Halifax, Nova Scotia B3J 1V7
www.tealarchitects.com

CAMPBELL COMEAU ENGINEERING LTD.
STRUCTURAL ENGINEERS
2719 GLADSTONE STREET, SUITE 110
HALIFAX NS, B3K 4W6
T: 902 429 5454 F:902 444 3099

Smith + Andersen
MECHANICAL ENGINEERS
500-4211 Yonge Street
Toronto, Ontario, M2P 2A9
T: 416 487 8151 F: 416 487 9104

Smith + Andersen
ELECTRICAL ENGINEERS
1969 Upper Water Street, Suite 1905
Halifax, Nova Scotia, B3J 3R7
T: 902 440 0981 F: 416 487 9104

Strum Consulting
CIVIL ENGINEERS
Rollside, 1355 Bedford Highway
Bedford, NS B4A 1C5
T: 902 835 5560 F: 902 835 5574

EAST HANTS
We live it!

Municipality of East Hants
Parks, Recreation and Culture
Lloyd E Matheson Centre
15 Commerce Court
Elmsdale, NS B2S 3K5
T: 902 883-7098

KEYPLAN

NORTH ARROW

RECTANGULAR PROFESSIONAL SEAL — DATE 2018.03.01 — R.T. DROESBECK — 6644 — PROVINCE OF NOVA SCOTIA

Smith + Andersen
4211 Yonge Street Suite 500 Toronto Ontario M2P 2A9
t 416 487 8151 f 416 487 9104

PROJECT TITLE
East Hants Aquatic Centre
Commerce Court, Elmsdale, NS

DRAWING TITLE
LEVEL 1 – FIRE PROTECTION

SCALE
1 : 100

DATE
2018-03-01

PROJECT NUMBER
17079

DRAWING NUMBER
M501

BIM 360://1609-EHAC/17079_EAST HANTS_MECHANICAL_CENTRAL.rvt

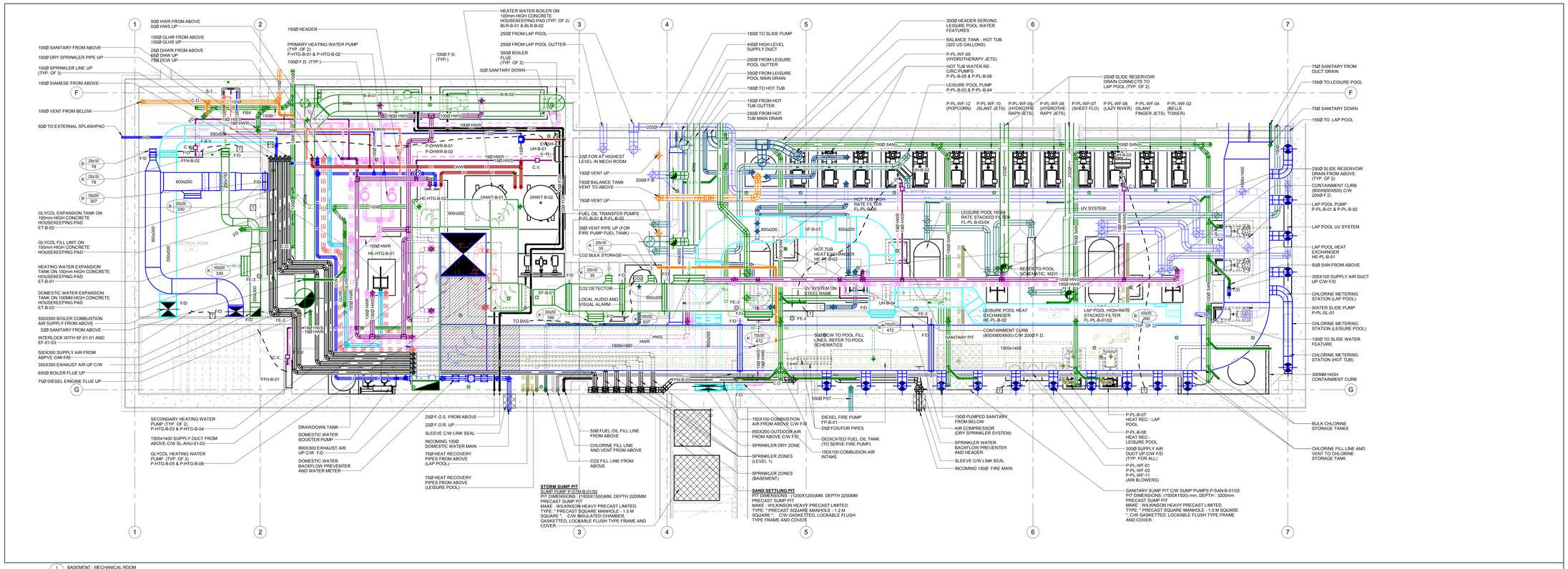

1 M600 BASEMENT - MECHANICAL ROOM 1 : 50

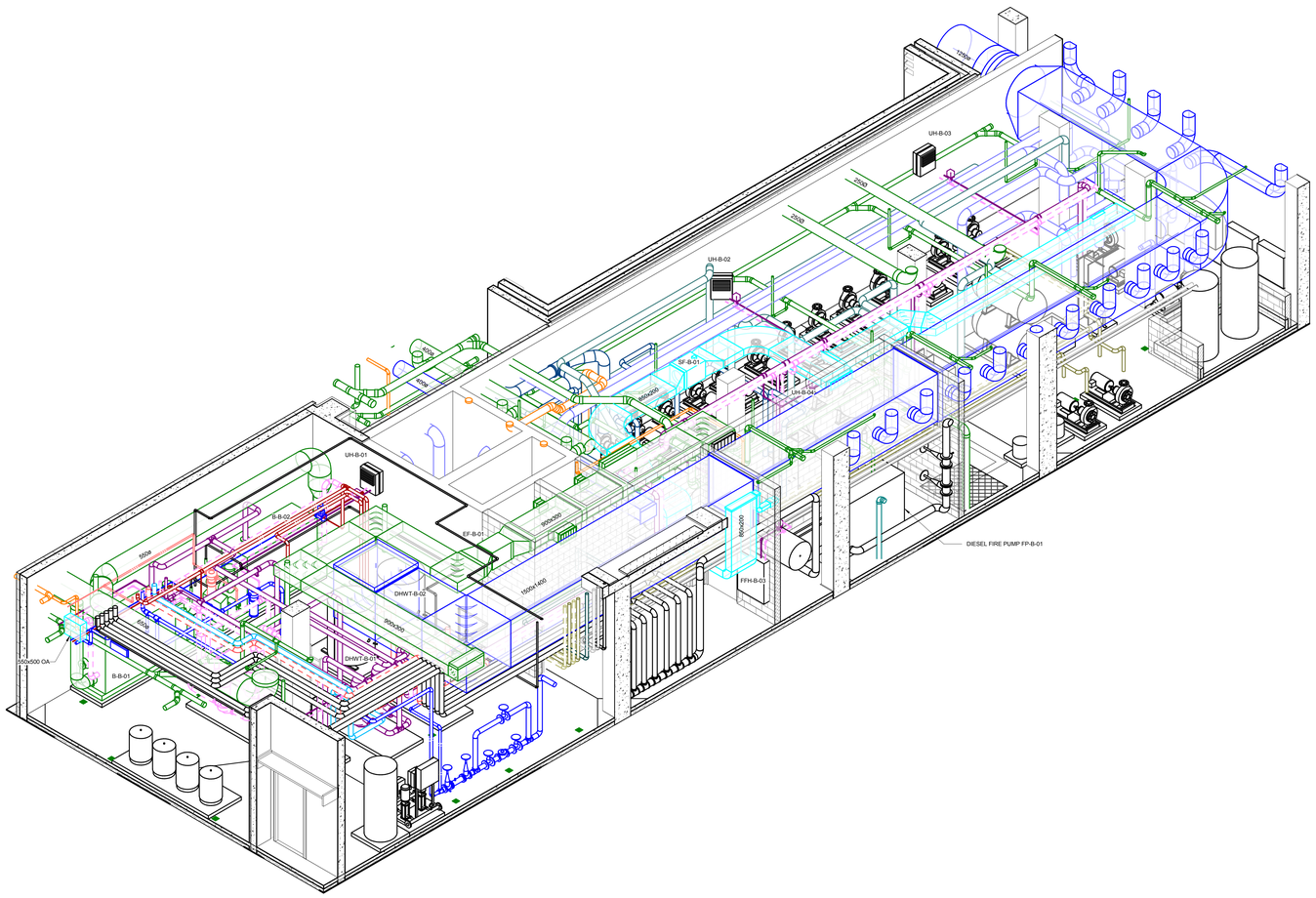

2 M600 3D - ISO - BASEMENT MECHANICAL ROOM

Contractor must check and verify all dimensions on the job, and report any discrepancies to the Architect before proceeding with the work.

Do not scale this drawing.

REVISIONS AND ISSUES

REV	DESCRIPTION	DATE
1	ISSUED FOR TENDER	2018-03-01

MJMA
maclennan jaunkalns miller architects
425 adelaide street west level 6
toronto ontario m5v 3c1
416 593 6796
www.mjmarchitects.com

TEAL Architects+Planners
1660 Hollis Street, Suite 1101
Halifax, Nova Scotia B3J 1V7
www.tealarchitects.com

CAMPBELL COMEAU ENGINEERING LTD.
STRUCTURAL ENGINEERS
2719 GLADSTONE STREET, SUITE 110
HALIFAX NS, B3K 4W6
T: 902 429 5454 F:902 444 3099

Smith + Andersen
MECHANICAL ENGINEERS
500-4211 Yonge Street
Toronto, Ontario, M2P 2A9
T: 416 487 8151 F: 416 487 9104

Smith + Andersen
ELECTRICAL ENGINEERS
1969 Upper Water Street, Suite 1905
Halifax, Nova Scotia, B3J 3R7
T: 902 440 0981 F: 416 487 9104

Strum Consulting
CIVIL ENGINEERS
Rollside, 1355 Bedford Highway
Bedford, NS B4A 1C5
T: 902 835 5560 F: 902 835 5574

EAST HANTS
We live it!

Municipality of East Hants
Parks, Recreation and Culture
Lloyd E Matheson Centre
15 Commerce Court
Elmsdale, NS B2S 3K5
T: 902 883-7098

KEYPLAN

NORTH ARROW

REGISTERED PROFESSIONAL ENGINEER
DATE 2018-03-01
R.T. DROESBEKE
6644
PROVINCE OF NOVA SCOTIA

Smith + Andersen
4211 Yonge Street Suite 500 Toronto Ontario M2P 2A9
t 416 487 8151 f 416 487 9104

PROJECT TITLE
East Hants Aquatic Centre
Commerce Court, Elmsdale, NS

DRAWING TITLE
PART PLAN AND DETAILS

SCALE 1 : 50
DATE 2018-03-01
PROJECT NUMBER 17079
DRAWING NUMBER M600

BIM 360://1609-EMAC/17079_EAST HANTS_MECHANICAL_CENTRAL.rvt

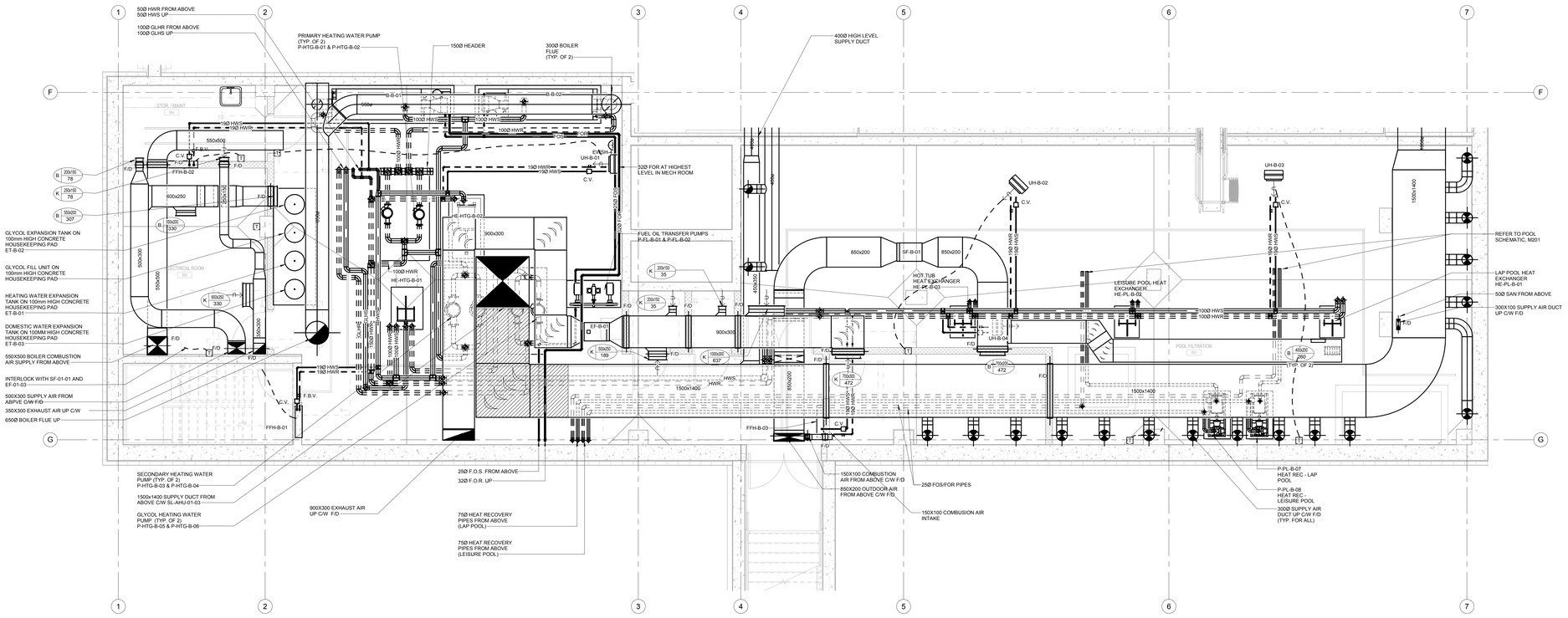

1 BASEMENT - MECHANICAL ROOM - HVAC & PIPING
M600A 1 : 50

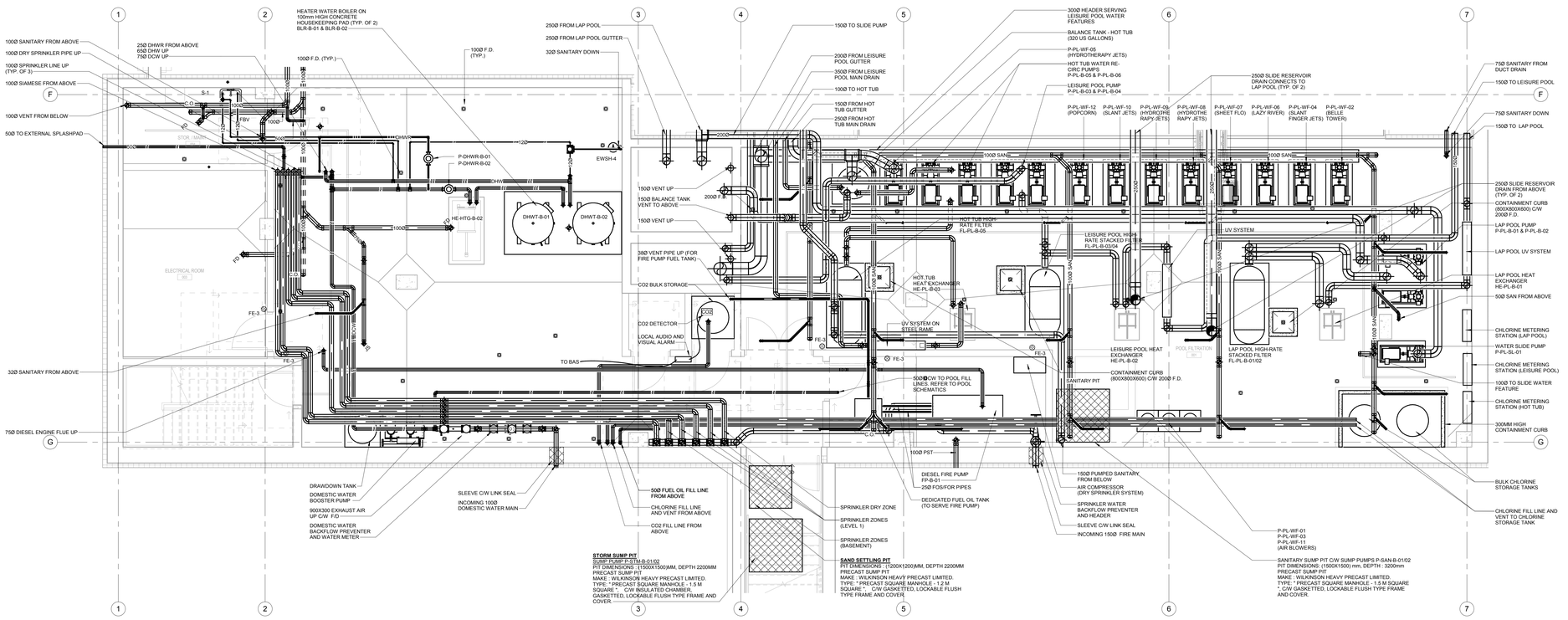

2 BASEMENT - MECHANICAL ROOM - PLUMBING, FIRE PROTECTION & POOL PLUMBING
M600A 1 : 50

Contractor must check and verify all dimensions on the job, and report any discrepancies to the Architect before proceeding with the work.

Do not scale this drawing.

REVISIONS AND ISSUES

REV	DESCRIPTION	DATE
1	ISSUED FOR TENDER	2018-03-01

MJMA
maclennan jaunkalns miller architects
425 adelaide street west level 6
toronto ontario m5v 3c1
416 593 6796
www.mjmarchitects.com

TEAL Architects+Planners
1660 Hollis Street, Suite 1101
Halifax, Nova Scotia B3J 1V7
www.tealarchitects.com

CAMPBELL COMEAU ENGINEERING LTD.
STRUCTURAL ENGINEERS
2719 GLADSTONE STREET, SUITE 110
HALIFAX NS, B3K 4W6
T: 902 429 5454 F:902 444 3099

Smith + Andersen
MECHANICAL ENGINEERS
500-4211 Yonge Street
Toronto, Ontario, M2P 2A9
T: 416 487 8151 F: 416 487 9104

Smith + Andersen
ELECTRICAL ENGINEERS
1969 Upper Water Street, Suite 1905
Halifax, Nova Scotia, B3J 3R7
T: 902 440 0981 F: 416 487 9104

Strum Consulting
CIVIL ENGINEERS
Rollside, 1355 Bedford Highway
Bedford, NS B4A 1C5
T: 902 835 5560 F: 902 835 5574

EAST HANTS
We live it!

Municipality of East Hants
Parks, Recreation and Culture
Lloyd E Matheson Centre
15 Commerce Court
Elmsdale, NS B2S 3K5
T: 902 883-7098

KEYPLAN

NORTH ARROW

PROJECT N

REGISTERED PROFESSIONAL ENGINEER
DATE 2018-03-01
STAMP
R.T. CROUSHECK
6644
PROVINCE OF NOVA SCOTIA

Smith + Andersen
4211 Yonge Street Suite 500 Toronto Ontario M2P 2A9
t 416 487 8151 f 416 487 9104

PROJECT TITLE
East Hants Aquatic Centre

Commerce Court, Elmsdale, NS

DRAWING TITLE
PART PLAN AND DETAILS

SCALE
1 : 50

DATE
2018-03-01

PROJECT NUMBER
17079

DRAWING NUMBER
M600A

BIM 360://1609-EMAC/17079_EAST HANTS_MECHANICAL_CENTRAL.rvt

4 M601 NOT USED

2 M601 NOT USED

5 M601 NOT USED

3 M601 NOT USED

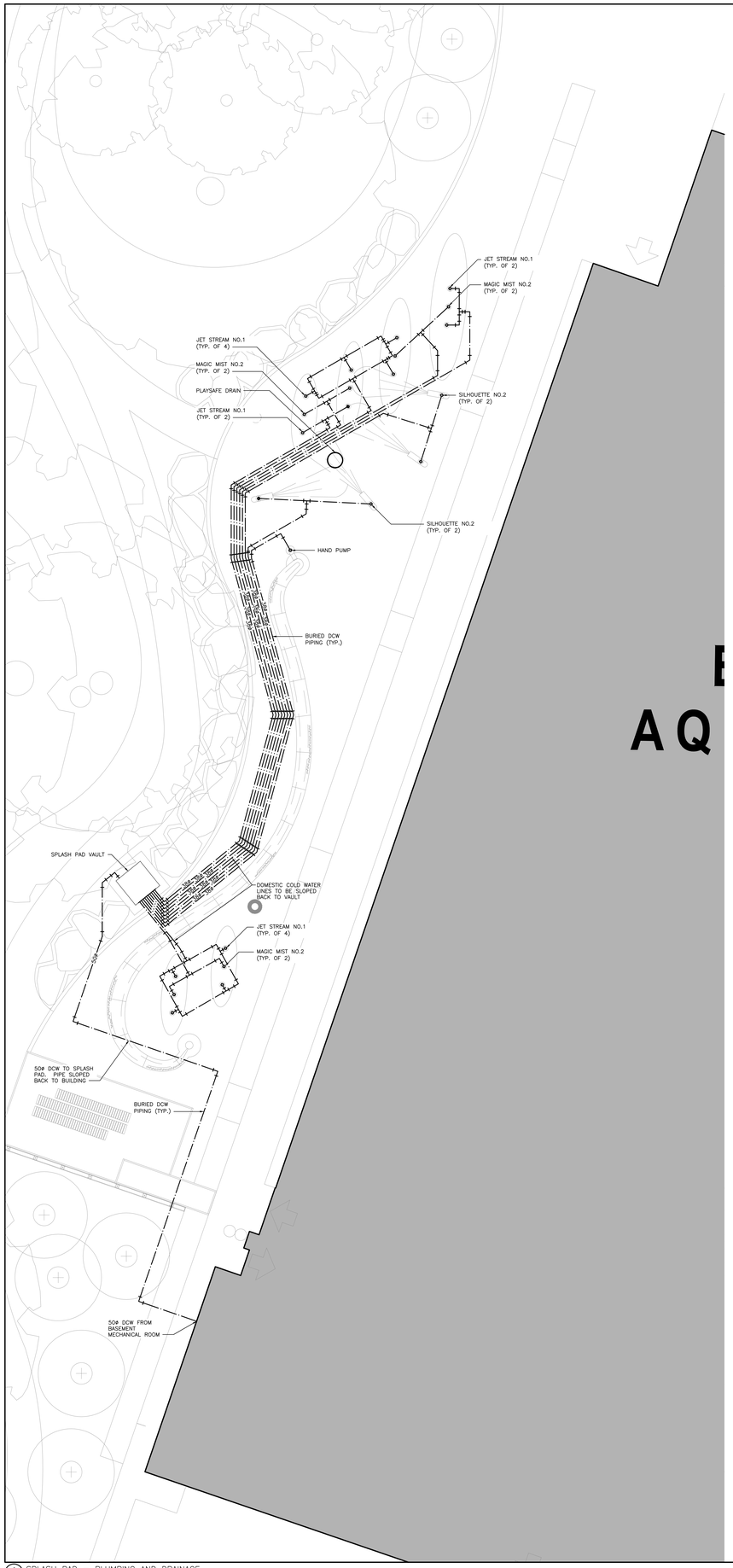

1 M601 SPLASH PAD – PLUMBING AND DRAINAGE
1:75

GENERAL NOTES:

- DO NOT SCALE DRAWINGS. THE LOCATIONS OF ALL ITEMS SHOWN ON THE DRAWINGS OR SPECIFIED THAT ARE NOT DEFINITELY FIXED BY DIMENSIONS ARE APPROXIMATE ONLY. THE EXACT LOCATIONS NECESSARY TO SECURE THE BEST CONDITIONS AND RESULTS MUST BE DETERMINED BY THE SITE CONDITIONS. REVIEW ALL REVISIONS WITH THE CONSULTANT.
- FLOOR PLANS SHALL BE READ IN CONJUNCTION WITH SCHEMATICS. INFORMATION SHOWN ON FLOOR PLANS SHALL BE ASSUMED TO BE APPLICABLE TO THE RELATED SYSTEM SCHEMATIC AND VICE–VERSA TO PROVIDE A COMPLETE AND OPERATIONAL SYSTEM.
- VERIFY STRUCTURAL INTEGRITY OF TEMPORARY AND PERMANENT OPENINGS. PROVIDE ADDITIONAL FRAMING AS REQUIRED TO ENSURE STRUCTURAL INTEGRITY OF FINAL INSTALLATION.

PLUMBING AND DRAINAGE NOTES:

1. ALL DOMESTIC COLD WATER AND DOMESTIC HOT WATER PIPES SHALL BE MINIMUM 38MM (1–1/2 IN.) UNLESS INDICATED OTHERWISE.
2. ALL POOL DECK DRAINS TO BE GROUNDED.
3. MECHANICAL CONTRACTOR TO PROVIDE PIPING UP TO, AND CONNECTIONS TO SPLASH PAD VAULT AND SPLASH PAD FEATURES.

Contractor must check and verify all dimensions on the job, and report any discrepancies to the Architect before proceeding with the work.

Do not scale this drawing.

REVISIONS AND ISSUES

REV	DESCRIPTION	DATE
1	Issued for Tender	2018-03-01

MJMA
maclennan jaunkains miller architects
425 adelaide street west level 6
toronto ontario m5v 3c1
416 593 6796
www.mjmarchitects.com

TEAL Architects+Planners
1660 Hollis Street, Suite 1101
Halifax, Nova Scotia B3J 1V7
www.tealarchitects.com

CAMPBELL COMEAU ENGINEERING LTD.
STRUCTURAL ENGINEERS
2779 GLADSTONE STREET, SUITE 110
HALIFAX NS, B3K 4W6
T: 902 429 5454 F:902 444 3399

Smith + Andersen
MECHANICAL ENGINEERS
4211 Yonge Street Suite 500 Toronto Ontario
M2P 2A9
T: 416 487 8151 F: 416 487 9104

Smith + Andersen
ELECTRICAL ENGINEERS
4211 Yonge Street Suite 500 Toronto Ontario
M2P 2A9
T: 416 487 8151 F: 416 487 9104

Strum Consulting
CIVIL ENGINEERS
Robbins, 1355 Bedford Highway
Bedford, NS B4A 1E5
T: 902 835 5560 F: 902 835 5574

Municipality of East Hants
Parks, Recreation and Culture
Lloyd E Matheson Centre
15 Commerce Court
Elmsdale, NS B2S 3K5
T: 902 883–7098

NORTH ARROW

SEAL
REGISTERED PROFESSIONAL ENGINEER
DATE 2018.03.01
R.T. DROESBECK
6644
PROVINCE OF NOVA SCOTIA

Smith + Andersen
4211 Yonge Street Suite 500 Toronto Ontario M2P 2A9
416 487 8151 T 416 487 9104 smithandandersen.com

PROJECT TITLE
EAST HANTS AQUATIC CENTRE
COMMERCE COURT, ELMSDALE, N.S.

DRAWING TITLE
PART PLANS AND DETAILS

SCALE
N.T.S.

DATE
2018–03–01

PROJECT NUMBER
17079

DRAWING NUMBER
M601

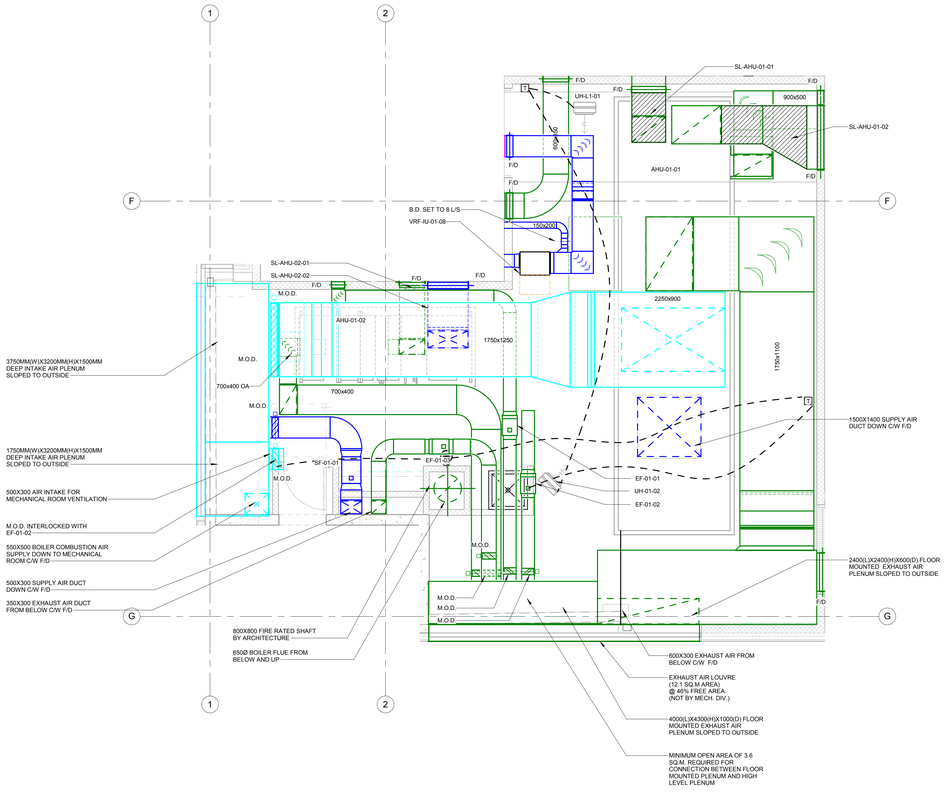

3 LEVEL 1 - MECHANICAL ROOM - HVAC
M602 1 : 50

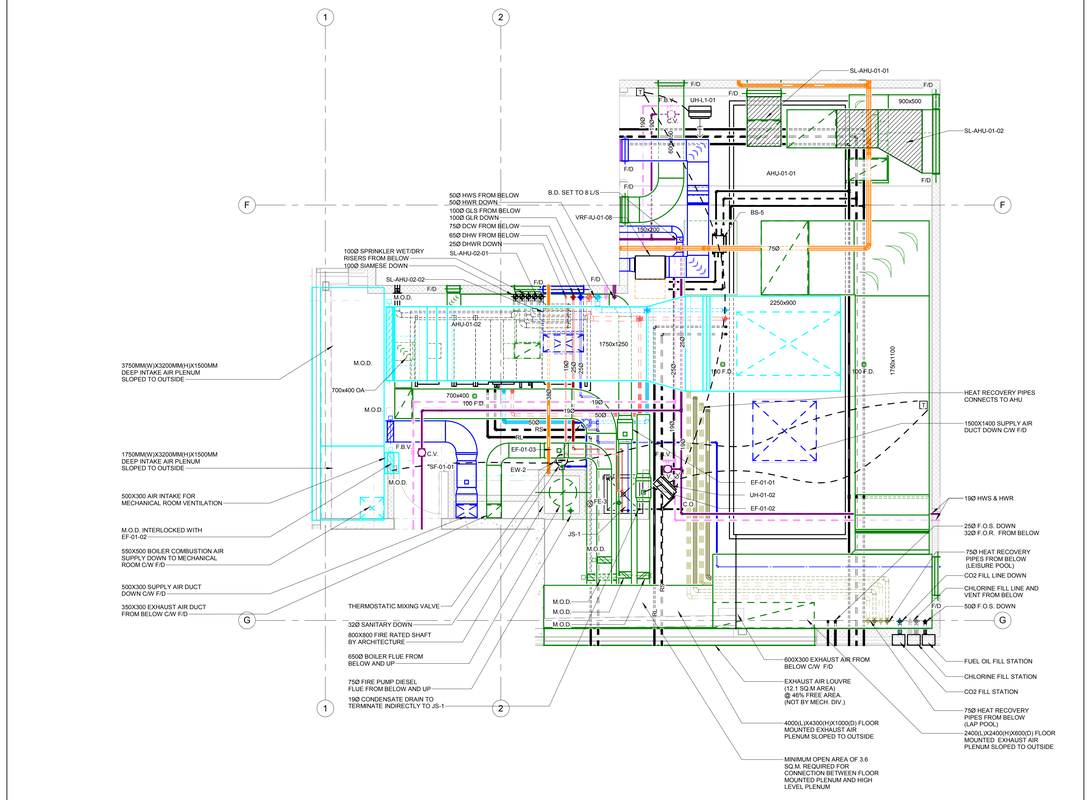

1 LEVEL 1 - MECHANICAL ROOM
M602 1 : 50

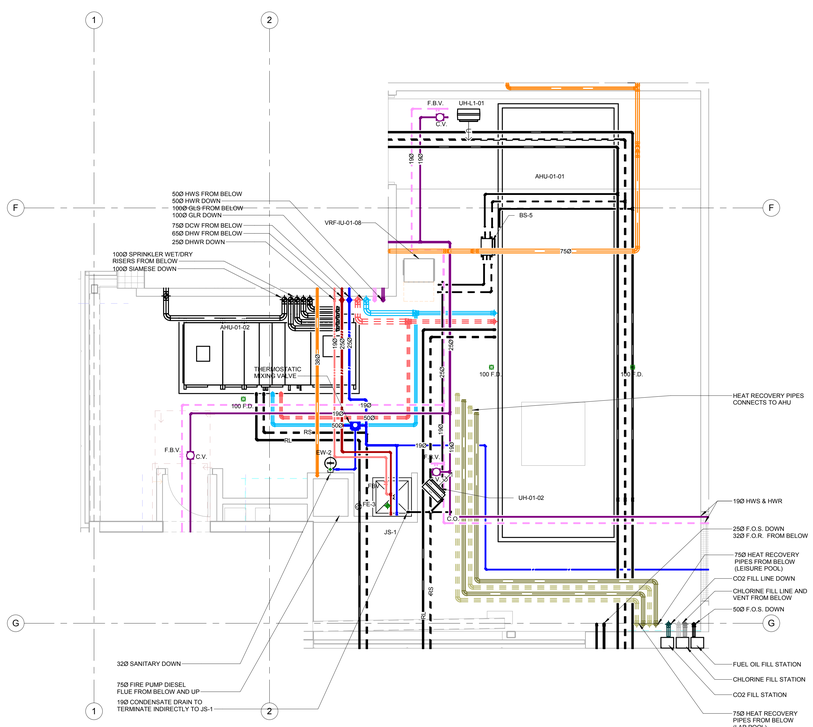

4 LEVEL 1 - MECHANICAL ROOM - PLUMBING, FIRE PROTECTION & POOL PLUMBING & PIPING
M602 1 : 50

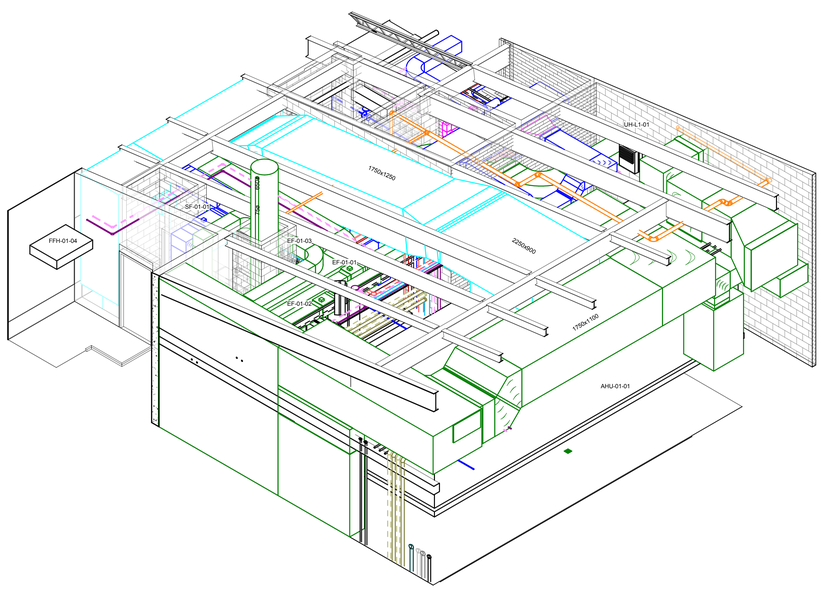

2 3D - ISO - LEVEL 1 MECHANICAL ROOM
M602

Contractor must check and verify all dimensions on the job, and report any discrepancies to the Architect before proceeding with the work.

Do not scale this drawing.

REVISIONS AND ISSUES

REV	DESCRIPTION	DATE
1	ISSUED FOR TENDER	2018-03-01

MJMA
maclennan jaunkalns miller architects
425 adelaide street west level 6
toronto ontario m5v 3c1
416 593 6796
www.mjmarchitects.com

TEAL Architects+Planners
1660 Hollis Street, Suite 1101
Halifax, Nova Scotia B3J 1V7
www.tealarchitects.com

CAMPBELL COMEAU ENGINEERING LTD.
STRUCTURAL ENGINEERS
2719 GLADSTONE STREET, SUITE 110
HALIFAX NS, B3K 4W6
T: 902 429 5454 F:902 444 3099

Smith + Andersen
MECHANICAL ENGINEERS
500-4211 Yonge Street
Toronto, Ontario, M2P 2A9
T: 416 487 8151 F: 416 487 9104

Smith + Andersen
ELECTRICAL ENGINEERS
1969 Upper Water Street, Suite 1905
Halifax, Nova Scotia, B3J 3R7
T: 902 440 0981 F: 416 487 9104

Strum Consulting
CIVIL ENGINEERS
Rolliside, 1355 Bedford Highway
Bedford, NS B4A 1C5
T: 902 835 5560 F: 902 835 5574

EAST HANTS
We live it!

Municipality of East Hants
Parks, Recreation and Culture
Lloyd E Matheson Centre
15 Commerce Court
Elmsdale, NS B2S 3K5
T: 902 883-7098

KEYPLAN

NORTH ARROW

PROJECT NORTH

REGISTERED PROFESSIONAL ENGINEER
DATE 2018-03-01
STAMP
R.T. DROESBEKE
6644
PROVINCE OF NOVA SCOTIA

Smith + Andersen
4211 Yonge Street Suite 500 Toronto Ontario M2P 2A9
t 416 487 8151 f 416 487 9104

PROJECT TITLE
East Hants Aquatic Centre
Commerce Court, Elmsdale, NS

DRAWING TITLE
PART PLAN AND DETAILS

SCALE 1 : 50
DATE 2018-03-01
PROJECT NUMBER 17079
DRAWING NUMBER M602

BIM 360://1609-EMAC/17079_EAST HANTS_MECHANICAL_CENTRAL.rvt

EAST HANTS AQATIC CENTRE

Commerce Court, Elmsdale, NS

ELECTRICAL DRAWING LIST

SHEET NUMBER	SHEET TITLE
E000	DRAWING LIST AND LEGEND
E001	LEGENDS AND STANDARD DETAILS
E002	STANDARD DETAILS
E100	ELECTRICAL SITE PLAN
E200	SINGLE LINE AND GROUNDING RISER DIAGRAM
E201	FIRE ALARM RISER AND COMMUNICATIONS RISER
E202	SECURITY RISER AND LIGHTING CONTROL SCHEMATIC
E300	POWER AND SYSTEMS
E400	LIGHTING AND FIRE ALARM
E600	ELECTRICAL PART PLANS AND SCHEDULES
Grand total: 10	

SYMBOL	DESCRIPTION	SYMBOL	DESCRIPTION
	ISOLATION TRANSFORMER - DELTA-WYE UNLESS OTHERWISE NOTED.	DSP	GROUND FAULT ALARM RELAY
	ISOLATION TRANSFORMER WITH ELECTROSTATIC SHIELD - DELTA-WYE UNLESS OTHERWISE NOTED.	DMS	IP BASED POWER QUALITY DIGITAL METER. PROVIDE 21mm(3/4") CONDUIT TO NEAREST TELECOM ROOM.
	MOLDED CASE CIRCUIT BREAKER, SIZE AS SHOWN.		EMERGENCY GENERATOR
	LOW VOLTAGE, DRAW-OUT CIRCUIT BREAKER, TRIP PLUG AND FRAME SIZE AS SHOWN.		GROUND CONNECTION POINT
	DRAW-OUT VACUUM CIRCUIT BREAKER, PROTECTIVE RELAY FUNCTIONS AND FRAME SIZE AS SHOWN.	GF	ELECTRONIC TRIP SETTING CONTROL (GROUND FAULT)
	FUSIBLE LOAD BREAK ISOLATION SWITCH. VOLTAGE, FUSE AND FRAME SIZE AS SHOWN.		GROUND LOOP
	FUSE	HRG	HIGH RESISTANCE GROUND FAULT SYSTEM
	INSULATED CASE CIRCUIT BREAKER		LIGHTNING SURGE ARRESTOR
	INTEGRAL BREAKER AND STARTER UNIT, BREAKER AND FRAME SIZE AS SHOWN		LOAD BANK
	INTEGRAL SWITCH AND FUSE UNIT, FUSE AND FRAME SIZE AS SHOWN	LS	ELECTRONIC TRIP SETTING CONTROL (LONG, SHORT)
	LOAD BREAK ISOLATION SWITCH. VOLTAGE AND FRAME SIZE AS SHOWN.	LSI	ELECTRONIC TRIP SETTING CONTROL (LONG, SHORT, INSTANTANEOUS)
	AUTOMATIC TRANSFER SWITCH WITH BY-PASS	LSIG	ELECTRONIC TRIP SETTING CONTROL (LONG, SHORT, INSTANTANEOUS, GROUND FAULT)
	AUTOMATIC TRANSFER SWITCH WITHOUT BY-PASS	Ⓜ	METERING SOCKET
	FIRE PUMP AUTOMATIC TRANSFER SWITCH AND STARTER UNIT (BY OTHERS)		METERING CABINET
	MANUAL TRANSFER SWITCH OR DOUBLE THROW SWITCH	EM	DIGITAL ELECTRONIC METER
Ⓐ	AMMETER	SPD	SURGE PROTECTION DEVICE
	AUTO-TRANSFORMER		
	BATTERY		
C	CONTACTOR		
	CURRENT TRANSFORMER		
	CURRENT TRANSFORMER (Z.S. - DENOTES ZERO SEQUENCE)		

NOTE: NOT ALL SYMBOLS APPLY, REFER TO FLOOR PLANS AND DRAWINGS

9 E000 SINGLE LINE 1 OF 2

SYMBOL	DESCRIPTION	SYMBOL	DESCRIPTION
	ALARM INITIATING DEVICES		
	CEILING MOUNTED PHOTO-ELECTRIC SMOKE DETECTOR		AIR SAMPLING SYSTEM C/W SUPERVISORY AND ALARM ZONE
	WALL MOUNTED PHOTO-ELECTRIC SMOKE DETECTOR		MANUAL STATION
	CEILING MOUNTED PHOTO-ELECTRIC SMOKE DETECTOR C/W RELAY BASE	FS	ALARM FLOW SWITCH (SUPPLIED BY OTHERS)
	CEILING MOUNTED RATE-OF-RISE HEAT DETECTOR	PS	ALARM PRESSURE SWITCH (SUPPLIED BY OTHERS)
	WALL MOUNTED RATE-OF-RISE HEAT DETECTOR	ACV	ALARM CHECK VALVE (SUPPLIED BY OTHERS)
	CEILING MOUNTED FIXED TEMPERATURE HEAT DETECTOR	DPV	ALARM DRY PIPE VALVE (SUPPLIED BY OTHERS)
	WALL MOUNTED FIXED TEMPERATURE HEAT DETECTOR	BDTX	BEAM SMOKE DETECTOR (TRANSMITTER)
	DUCT TYPE PHOTO-ELECTRIC SMOKE DETECTOR	BDRX	BEAM SMOKE DETECTOR (RECEIVER)
	CEILING MOUNTED COMBINATION HEAT + SMOKE DETECTOR	Ⓕ	FLAME DETECTOR
	LOCAL 120V SMOKE ALARM		
	LOCAL 120V COMBINATION CARBON MONOXIDE AND SMOKE ALARM		
	LOCAL 120V CARBON MONOXIDE DETECTOR		
	LOCAL 120V COMBINATION STROBE AND SMOKE ALARM		
	SUPERVISORY INITIATING DEVICES		
LP	LOW PRESSURE SUPERVISED SWITCH (SUPPLIED BY OTHERS)		
SV	SPRINKLER SUPERVISED VALVE (SUPPLIED BY OTHERS)		

NOTE: NOT ALL SYMBOLS APPLY, REFER TO FLOOR PLANS AND DRAWINGS

7 E000 FIRE ALARM LEGEND 1 OF 2

SYMBOL	DESCRIPTION	SYMBOL	DESCRIPTION
	WALL MOUNTED DUPLEX RECEPTACLE 120 VOLT, 15 AMP, CSA 5-15R		WALL MOUNTED COMBINATION COMMUNICATION / QUADPLEX RECEPTACLE 120 VOLT, 15 AMP, CSA 5-15R. REFER TO CORRESPONDING DETAIL
	WALL MOUNTED ABOVE COUNTER DUPLEX RECEPTACLE 120 VOLT, 15 AMP, CSA 5-15R		
	WALL MOUNTED DUPLEX RECEPTACLE 120 VOLT, 20 AMP, CSA 5-20R (T-SLOT)		FLOOR OR CEILING MOUNTED (AS SHOWN) COMBINATION COMMUNICATION / QUADPLEX RECEPTACLE 120 VOLTS, 15 AMP, CSA 5-15R. REFER TO CORRESPONDING DETAIL
	WALL MOUNTED ABOVE COUNTER DUPLEX RECEPTACLE 120 VOLT, 20 AMP, CSA 5-20R (T-SLOT)		
	WALL MOUNTED DUPLEX RECEPTACLE 120 VOLT, 15 AMP, CSA 5-15R, DEDICATED CIRCUIT		FLOOR POKE THROUGH COMBINATION COMMUNICATION / QUADPLEX RECEPTACLE 120 VOLTS, 15 AMP, CSA 5-15R. REFER TO CORRESPONDING DETAIL
	WALL MOUNTED DUPLEX RECEPTACLE 120 VOLT, 20 AMP, CSA 5-20R, DEDICATED CIRCUIT		
	WALL MOUNTED SPLIT SWITCH CONTROLLED DUPLEX RECEPTACLE 120 VOLT, 15 AMP, CSA 5-15R		WALL MOUNTED COMBINATION COMMUNICATION / DUPLEX RECEPTACLE 120 VOLT, 15 AMP, CSA 5-15R. REFER TO CORRESPONDING DETAIL
	WALL MOUNTED DUPLEX GROUND FAULT RECEPTACLE 120 VOLT, 15 AMP, CSA 5-15R		
	WALL MOUNTED ABOVE COUNTER DUPLEX GROUND FAULT RECEPTACLE 120 VOLT, 15 AMP, CSA 5-15R		FLOOR OR CEILING MOUNTED (AS SHOWN) COMBINATION COMMUNICATION / DUPLEX RECEPTACLE 120 VOLTS, 15 AMP, CSA 5-15R. REFER TO CORRESPONDING DETAIL
	WALL MOUNTED DUPLEX GROUND FAULT RECEPTACLE 120 VOLT, 20 AMP, CSA 5-20R		
	WALL MOUNTED ABOVE COUNTER DUPLEX GROUND FAULT RECEPTACLE 120 VOLT, 20 AMP, CSA 5-20R		FLOOR POKE THROUGH COMBINATION COMMUNICATION / DUPLEX RECEPTACLE 120 VOLTS, 15 AMP, CSA 5-15R. REFER TO CORRESPONDING DETAIL
	WALL MOUNTED QUADPLEX RECEPTACLE 120 VOLT, 15 AMP, CSA 5-15R		
	WALL MOUNTED DUPLEX RECEPTACLE 120 VOLT, 15 AMP, 2 POLE, SPLIT CIRCUIT		FEED POINT FOR COMMUNICATIONS CABLING. LETTER DENOTES FEED LOCATION: W = WALL, F = FLOOR, P = PAC POLE, WM = WIREMOLD
	WALL MOUNTED ABOVE COUNTER DUPLEX RECEPTACLE 120 VOLT, 15 AMP, 2 POLE, SPLIT CIRCUIT		
	WALL MOUNTED SIMPLEX RECEPTACLE 250 VOLT, 15 AMP, 3 PHASE, CSA 15-15R		CEILING MOUNTED DUPLEX RECEPTACLE 120 VOLT, 15 AMP, CSA 5-15R
	SPECIAL RECEPTACLE. TYPE AND DETAILS AS NOTED ON DRAWING		CEILING MOUNTED SIMPLEX RECEPTACLE 120 VOLT, 15 AMP, CSA 5-15R
	WALL MOUNTED ABOVE COUNTER SIMPLEX RECEPTACLE 120 VOLT, 15 AMP, CSA 5-15R		CEILING MOUNTED QUADPLEX RECEPTACLE 120 VOLT, 15 AMP, CSA 5-15R
	WALL MOUNTED SIMPLEX RECEPTACLE 120 VOLT, 20 AMP, CSA 5-20R		FLOOR MOUNTED DUPLEX RECEPTACLE 120 VOLT, 15 AMP, CSA 5-15R
	WALL MOUNTED SIMPLEX RECEPTACLE 250 VOLT, 30 AMP, CSA 14-30R		FLOOR MOUNTED QUADPLEX RECEPTACLE 120 VOLT, 15 AMP, CSA 5-15R
	WALL MOUNTED SIMPLEX RECEPTACLE 120 VOLT, 30 AMP, CSA 5-30R		RACEWAY RECEPTACLE, TYPE AS SPECIFIED C/W QUANTITY OF DEVICES INDICATED
	WALL MOUNTED SIMPLEX RECEPTACLE 250 VOLT, 50 AMP, CSA 14-50R		SERVICE POLE, TYPE AS SPECIFIED C/W QUANTITY OF DEVICES INDICATED

NOTE: NOT ALL SYMBOLS APPLY, REFER TO FLOOR PLANS AND DRAWINGS

5 E000 POWER LEGEND 1 OF 2

SYMBOL	DESCRIPTION	SYMBOL	DESCRIPTION
	CEILING MOUNTED LINEAR LUMINAIRE. DIMENSIONS AS SHOWN. REFER TO SCHEDULE FOR TYPE		CEILING MOUNTED WALL WASHER LUMINAIRE. ILLUMINATION DIRECTION DENOTED BY HATCHED SIDE
	DENOTES FIXTURE ON EMERGENCY/NIGHT LIGHT CIRCUIT.		CEILING MOUNTED TRACK LIGHTING C/W NUMBER OF FIXTURES
	WALL MOUNTED LINEAR LUMINAIRE. DIMENSIONS AS SHOWN. REFER TO SCHEDULE FOR TYPE		WALL MOUNTED LUMINAIRE
	CEILING MTD. LUMINAIRE OR BASKET LUMINAIRE. LAMP ORIENTATION AS SHOWN. REFER TO SCHEDULE FOR TYPE		PENDANT FIXTURE
	EXISTING LUMINAIRE TO BE REMOVED		CEILING MOUNTED LUMINAIRE
	EXISTING LUMINAIRE TO REMAIN		FLOOR MOUNTED LUMINAIRE
	POLE MOUNTED LUMINAIRE. NUMBER OF HEADS SHOWN. REFER TO SCHEDULE FOR FIXTURE AND POLE TYPE		TRACK LIGHT WITH PENDANT LUMINAIRE AS INDICATED
	CEILING MOUNTED LUMINAIRE WITH GIMBALLED HEADS. REFER TO SCHEDULE FOR TYPE AND NUMBER OF HEADS		BOLLARD LUMINAIRE
	VERTICAL WALL MOUNTED FLUORESCENT LUMINAIRE		
	CONTINUOUS STRIP LIGHT. REFER TO SCHEDULE FOR FIXTURE TYPE		
	STAGGERED COVE LIGHT. DIMENSIONS AND NUMBER OF FIXTURES SHOWN. REFER TO SCHEDULE FOR FIXTURE TYPE		
	RECESSED CEILING MOUNTED REMOTE ADJUSTABLE LUMINAIRE CONNECTED TO EMERGENCY LIGHTING BATTERY UNIT.		EMERGENCY LIGHTING BATERRY UNIT C/W NUMBER OF HEADS SHOWN
	WALL MOUNTED EMERGENCY SINGLE REMOTE HEAD		EMERGENCY LIGHTING BATTERY UNIT
	WALL MOUNTED EMERGENCY DOUBLE REMOTE HEAD		EMERGENCY LIGHTING BATERRY + EXIT LIGHT COMBINATION UNIT C/W NUMBER OF HEADS SHOWN
	CEILING MOUNTED EMERGENCY SINGLE REMOTE HEAD		EXIT LIGHT CEILING MOUNTED C/W FACES AND ARROWS AS INDICATED
	CEILING MOUNTED EMERGENCY DOUBLE REMOTE HEAD		EXIT LIGHT WALL MOUNTED C/W FACES AND ARROWS AS INDICATED

NOTE: NOT ALL SYMBOLS APPLY, REFER TO FLOOR PLANS AND DRAWINGS

3 E000 LIGHTING LEGEND 1 OF 2

SYMBOL	DESCRIPTION	SYMBOL	DESCRIPTION
6 / E - 01	DETAIL NUMBER	12 / E - 01	SECTION NUMBER
	DRAWING NUMBER		DRAWING NUMBER NUMBER
4	REVISION NUMBER		REVISION BUBBLE
A	AMPS	MO	MOTOR OPERATED
AD	ACCESS DOOR	MOD	MOTOR OPERATED DAMPER
AFCI	ARC FAULT CIRCUIT INTERRUPTER	MW	MICROWAVE
AFF	ABOVE FINISHED FLOOR	N	NEW
BBH	BASEBOARD HEATER	NC	NORMALLY CLOSED
BU	BATTERY UNIT	NIC	NOT IN CONTRACT
C	CONDUIT	NL	NIGHT LIGHT
CD	CANDELA	NO	NORMALLY OPEN
CL	CEILING MOUNTED	OC	OVER COUNTER
CS	CHARGING STATION	OL	OBSTRUCTION LIGHT
CV	CONVENTIONAL STYLE DEVICE	PL	PATIENT LIFT
D	DEDICATED	R	RELOCATE
DG	DEDICATED GROUND	RA	RANGE
DHWT	DOMESTIC HOT WATER TANK	RC	REVISE EXISTING CIRCUIT
DNC	DEDICATED NEUTRAL + BOND	RH	RANGE HOOD
DR	LAUNDRY DRYER	RIC	ROUGH IN AND CONNECT
DW	DISHWASHER	RO	ROUGH IN ONLY
E	EXISTING	RR	REMOVE AND REINSTALL
EF	EXHAUST FAN	SC	SEPARATE CIRCUIT
EM	EMERGENCY CIRCUIT	SF	SYSTEM FURNITURE
EP	ELECTRICAL SUITE PANEL	SP	SUITE ALARM PANEL
ER	EXISTING TO BE REMOVED	SSP	SLAVE SUITE ALARM PANEL
F	REFRIGERATOR	TYP	TYPICAL
FF	FLOOR FEED	UC	UNDER CABINET MOUNTED
FFH	FORCE FLOW HEATER	U	UPS CIRCUIT
FL	FLOOR MOUNTED	UH	UNIT HEATER
FV	FLUSH VALVE	UPS	UNINTERRUPTIBLE POWER SUPPLY
GFCI	GROUND FAULT CIRCUIT INTERRUPTER	USB	UNIVERSAL SERIAL BUS
GFI	GROUND FAULT INTERRUPTER	V	VOLTS
GND	GROUND	W	WATTS
HK	HOUSE KEEPING	WET	WET LOCATION LISTED
ICE	ICE MACHINE	WG	WIRE GUARD
IG	ISOLATED GROUND	WAP	WIRELESS ACCESS POINT
JB	JUNCTION BOX	WF	WALL FEED
KW	KILOWATTS	WP	WEATHERPROOF
LV	LOW VOLTAGE	ZSCT	ZERO SEQUENCE CURRENT TRANSFORMER

NOTE: NOT ALL SYMBOLS APPLY, REFER TO FLOOR PLANS AND DRAWINGS

1 E000 GENERAL SYMBOLS AND ABBREVIATIONS

SYMBOL	DESCRIPTION	SYMBOL	DESCRIPTION
	POTENTIAL TRANSFORMER		KEY INTERLOCK SYSTEM - ONE KEY
ZSCT	ZERO SEQUENCE CURRENT TRANSFORMER		KEY INTERLOCK SYSTEM - N LOCKS, N-1 KEYS UNLESS NOTED OTHERWISE
	UPS DIODE		ELECTRONIC INTERLOCK SYSTEM - N LOCKS
	VOLTAGE INDICATOR		MEDIUM VOLTAGE CABLE TERMINATION POINT WITH STRESS CONE
195KW	DENOTED CONNECT ' ED ' LOAD APPLIED TO DESIGNATED APPARATUS.	TR	ELECTRONIC TRANSFORMER TEMPERATURE RELAY
PFC -KVAR	AUTOMATIC POWER FACTOR CORRECTION CAPACITOR SYSTEM, SIZE AS SHOWN. COMPLETE WITH TUNED INPUT FILTER.	PM	POWER METER
	HIGH RESISTANCE GROUNDING RESISTOR - MAXIMUM CONTINUOUS AMPS AS SHOWN	DTU	DIGITAL TRIP UNIT WITH METERING FUNCTION
50/51	RELAY FUNCTION NUMBER	ST	SHUNT TRIP
		GW	IP BASED GATEWAY FOR POWER MONITORING

NOTE: NOT ALL SYMBOLS APPLY, REFER TO FLOOR PLANS AND DRAWINGS

10 E000 SINGLE LINE 2 OF 2

SYMBOL	DESCRIPTION	SYMBOL	DESCRIPTION
	SIGNALING DEVICES		
	HORN	S	CEILING MOUNTED EMERGENCY EVACUATION SPEAKER
	DOUBLE SIDED HORN	S	WALL MOUNTED EMERGENCY EVACUATION SPEAKER
C	HORN+STROBE COMBINATION. STROBE INTENSITY TO BE MIN. 15CD UNLESS OTHERWISE NOTED ("C": CEILING MOUNT)	S	CEILING MOUNTED EMERGENCY EVACUATION SPEAKER + STROBE COMBINATION. STROBE INSTENSITY TO BE MIN. 15CD UNLESS OTHERWISE NOTED.
	DOUBLE SIDED HORN+STROBE COMBINATION. STROBE INTENSITY TO BE MIN 15CD UNLESS OTHERWISE NOTED.		
	MINI HORN	S	WALL MOUNTED EMERGENCY EVACUATION SPEAKER + STROBE COMBINATION. STROBE INSTENSITY TO BE MIN. 15CD UNLESS OTHERWISE NOTED.
	SPEAKER HORN		
	FIRE ALARM BELL. 103mm (4") UNLESS OTHERWISE NOTED		CEILING MOUNTED FIRE ALARM STROBE. STROBE INTENSITY TO BE MIN. 15CD UNLESS OTHERWISE NOTED.
SS	10 MINUTES SILENCE SWITCH FOR SPEAKERS IN SUITES		WALL MOUNTED FIRE ALARM STROBE. STROBE INTENSITY TO BE MIN. 15CD UNLESS OTHERWISE NOTED.
	ANCILLARY DEVICES		
ISO	ISOLATION MODULE		FLOOR MOUNTED DOOR HOLD OPEN DEVICE
CTL	FIELD INSTALLED ADDRESSABLE CONTROL POINT		WALL MOUNTED DOOR HOLD OPEN DEVICE
FIRE	"FIRE, DO NOT ENTER" SIGN		FIRE ALARM PANEL. CONTROL, DGP OR ANNUNCIATOR AS NOTED
FPG	FIRE ALARM PASSIVE GRAPHIC		END-OF-LINE RESISTOR TERMINATION
VDT	VIDEO DISPLAY TERMINAL, FOR BUILDING OPERATIONS PERSONNEL		SMOKE DAMPER, USED IN CONJUCTION WITH MONITORING DEVICE FOR POSITION ANNUNCIATION AND CONTROL DEVICE
HS	SUPERVISED FIRE FIGHTERS HAND SET		
FASD	FIRE ALARM SHUT DOWN		
FASU	FIRE ALARM START UP		
RT	REMOTE TESTING STATION FOR DUCT SMOKE DETECTORS		
MON	FIELD INSTALLED MONITORING MODULE FOR ALARM OR SUPERVISORY		
PACP	TROUBLE AND ALARM CONNECTION TO PRE-ACTION CONTROL PANEL		

NOTE: NOT ALL SYMBOLS APPLY, REFER TO FLOOR PLANS AND DRAWINGS

8 E000 FIRE ALARM LEGEND 2 OF 2

SYMBOL	DESCRIPTION	SYMBOL	DESCRIPTION
	FLUSH MOUNTED SINGLE TUB PANEL. RATING AS NOTED ON SINGLE LINE/PANEL SCHEDULE	Ⓒ	CONTACTOR
	FLUSH MOUNTED DOUBLE TUB PANEL. RATING AS NOTED ON SINGLE LINE/PANEL SCHEDULE		GROUND ROD WITH INSPECTION PIT
	SURFACE MOUNTED SINGLE TUB PANEL. RATING AS NOTED ON SINGLE LINE/PANEL SCHEDULE	Ⓣ	THERMOSTAT - 16mm (1/2") CONDUIT TO ACCESSIBLE CEILING SPACE
	SURFACE MOUNTED DOUBLE TUB PANEL. RATING AS NOTED ON SINGLE LINE/PANEL SCHEDULE	JB	JUNCTION BOX (SIZE SPECIFIED ON DRAWING)
	TRANSFORMER (SIZE NOTED ON SINGLE LINE DIAGRAM)		ELECTRIC UNIT HEATER
	DISCONNECT	X	ELECTRIC BASEBOARD HEATER. 'X' DENOTES TYPE. REFER TO BASEBOARD HEATER SCHEDULE
	COMBINATION MANUAL STARTER WITH INTEGRAL DISCONNECT		GROUND BAR
	COMBINATION STARTER WITH INTEGRAL DISCONNECT	HD	HAND DRYER HARD WIRED CONNECTION
	DIRECT CONNECTION	M	METER
	DIRECT CONNECTION C/W DISCONNECT	R	RELAY
	MOTOR C/W DISCONNECT	PB	PULL BOX
R	MOTOR C/W RELAY DISCONNECT		GROUND BUS
	MOTOR C/W COMBINATION STARTER WITH INTEGRAL DISCONNECT	1	DENOTES RECEPTACLE TYPE. REFER TO RECEPTACLE SCHEDULE
HF VFD	VARIABLE FREQUENCY DRIVE AND VFD CABLE CONNECTION TO MOTOR. LINE AND LOAD SIDE WIRING OF HARMONIC FILTER AND VFD BY ELECTRICAL CONTRACTOR. MOTOR, VFD AND HARMONIC FILTER SUPPLIED BY MECHANICAL DIVISION.		UTILITY METERING CABINET
			DOOR BELL / CHIME
			CLOCK WALL MOUNTED
VFD	VARIABLE FREQUENCY DRIVE. LINE AND LOAD SIDE WIRING OF HARMONIC FILTER AND VFD BY ELECTRICAL CONTRACTOR, LOAD SIDE WIRING OF VFD TO BE VFD CABLE. VFD AND HARMONIC FILTER SUPPLIED BY MECHANICAL DIVISION		CLOCK CEILING MOUNTED
			PUSH BUTTON
			MOTOR
HF	HARMONIC FILTER (SUPPLIED BY MECHANICAL CONTRACTOR UNLESS NOTED OTHERWISE) LINE AND LOAD SIDE WIRING OF HARMONIC FILTER BY ELECTRICAL CONTRACTOR		

NOTE: NOT ALL SYMBOLS APPLY, REFER TO FLOOR PLANS AND DRAWINGS

5 E000 POWER LEGEND 2 OF 2

SYMBOL	DESCRIPTION	SYMBOL	DESCRIPTION
	SINGLE POLE LINE VOLTAGE LIGHT SWITCH		
	2 GANG - LINE VOLTAGE LIGHT SWITCH		
	3 GANG - LINE VOLTAGE LIGHT SWITCH		
3	3 WAY - LINE VOLTAGE LIGHT SWITCH		
4	4 WAY - LINE VOLTAGE LIGHT SWITCH		
LV	LOW VOLTAGE LIGHT SWITCH		
K	KEY OPERATED LINE VOLTAGE SWITCH		
MS	MASTER SWITCH		
AO	ALL-OFF SWITCH		
	SINGLE POLE 347V SWITCH		
D	DIMMER TYPE TO SUIT LOAD		
PC	CEILING MOUNTED PHOTO CELL SWITCH		
PC	WALL MOUNTED PHOTO CELL SWITCH		
DL	DAY LIGHT PHOTO SENSOR		
	TIME SWITCH		
OS 'X'	CEILING MOUNTED OCCUPANCY SENSOR. TYPE DENOTED BY ' X '. REFER TO OCCUPANCY SENSOR SCHEDULE		
OS 'X'	WALL MOUNTED OCCUPANCY SENSOR. TYPE DENOTED BY ' X '. REFER TO OCCUPANCY SENSOR SCHEDULE		
LC	LIGHTING CONTROL MODULE		
DIM	MULTI-ZONE LIGHTING CONTROL PANEL		
RS	REMOTE STATION WITH PRESET SCENE SELECTION BUTTON		
IR	PARTITION POSITION INFRARED SENSOR FOR LIGHTING CONTROL		

NOTE: NOT ALL SYMBOLS APPLY, REFER TO FLOOR PLANS AND DRAWINGS

4 E000 LIGHTING LEGEND 2 OF 2

SYMBOL	DESCRIPTION	SYMBOL	DESCRIPTION
	WALL MOUNTED VOICE AND DATA OUTLET(S). CABLE TYPE AS PER SPECIFICATION	EPS	WALL MOUNTED VOICE OUTLET FOR EMERGENCY PHONE STATION. CABLE TYPE AS PER SPECIFICATION
	WALL MOUNTED VOICE OUTLET(S). CABLE TYPE AS PER SPECIFICATION	IC	COMMUNICATIONS INTERCOM
	WALL MOUNTED DATA OUTLET(S). CABLE TYPE AS PER SPECIFICATION		
	FLOOR MOUNTED VOICE AND DATA OUTLET(S). CABLE TYPE AS PER SPECIFICATION		
	FLOOR MOUNTED VOICE OUTLET(S). CABLE TYPE AS PER SPECIFICATION		
	FLOOR MOUNTED DATA OUTLET(S). CABLE TYPE AS PER SPECIFICATION		
	FURNITURE MOUNTED VOICE AND DATA OUTLET(S). CABLE TYPE AS PER SPECIFICATION		
	FURNITURE MOUNTED VOICE OUTLET(S). CABLE TYPE AS PER SPECIFICATION		
	FURNITURE MOUNTED DATA OUTLET(S). CABLE TYPE AS PER SPECIFICATION		
	CEILING MOUNTED VOICE AND DATA OUTLET(S). CABLE TYPE AS PER SPECIFICATION		
	CEILING MOUNTED DATA OUTLET(S). CABLE TYPE AS PER SPECIFICATION		
	SERVICE POLE MOUNTED VOICE AND DATA OUTLET(S). CABLE TYPE AS PER SPECIFICATION		
	RACEWAY MOUNTED VOICE AND DATA OUTLET(S). CABLE TYPE AS PER SPECIFICATION		
	COAXIAL CATV OUTLET		
-J-J-J-J-	MAIN CABLE SUPPORT ROUTE FOR COMMUNICATIONS CABLING		
CB	COMMUNICATIONS BOX		
P	POWER ZONE BOX		
T	TELEPHONE ZONE BOX		
SL	PANIC ALARM STROBE LIGHT		

NOTE: NOT ALL SYMBOLS APPLY, REFER TO FLOOR PLANS AND DRAWINGS

2 E000 DATA/ COMMUNICATIONS

Contractor must check and verify all dimensions on the job, and report any discrepancies to the Architect before proceeding with the work.

Do not scale this drawing.

REVISIONS AND ISSUES

REV	DESCRIPTION	DATE
1	ISSUED FOR TENDER	2018-03-01

MJMA
maclennan jaunkalns miller architects
425 adelaide street west level 6
toronto ontario m5v 3c1
416 593 6796
www.mjmarchitects.com

TEAL Architects+Planners
1660 Hollis Street, Suite 1101
Halifax, Nova Scotia B3J 1V7
www.tealarchitects.com

CAMPBELL COMEAU ENGINEERING LTD.
STRUCTURAL ENGINEERS
2719 GLADSTONE STREET, SUITE 110
HALIFAX NS, B3K 4W6
T: 902 429 5454 F:902 444 3099

Smith + Andersen
MECHANICAL ENGINEERS
500-4211 Yonge Street
Toronto, Ontario, M2P 2A9
T: 416 487 8151 F: 416 487 9104

Smith + Andersen
ELECTRICAL ENGINEERS
1969 Upper Water Street, Suite 1905
Halifax, Nova Scotia, B3J 3R7
T: 902 440 0981 F: 416 487 9104

Strum Consulting
CIVIL ENGINEERS
Railside, 1355 Bedford Highway
Bedford, NS B4A 1C5
T: 902 835 5560 F: 902 835 5574

EAST HANTS
We live it!

Municipality of East Hants
Parks, Recreation and Culture
Lloyd E Matheson Centre
15 Commerce Court
Elmsdale, NS B2S 3K5
T: 902 883-7098

KEYPLAN

NORTH ARROW

TRUE N PROJECT N

Smith + Andersen
1969 Upper Water Street Suite 1905 Halifax Nova Scotia B3J 3R7
t 902 334 0335 f 416 487 9104 smithandandersen.com

PROJECT TITLE
East Hants Aquatic Centre

Commerce Court, Elmsdale, NS

DRAWING TITLE
DRAWING LIST AND LEGEND

SCALE
1 : 100

DATE
2017/04/20

PROJECT NUMBER
17079

DRAWING NUMBER
E000

2/27/2018 12:03:59 PM
A360://1609-EHAC/17079_EAST HANTS_ELECTRICAL_CENTRAL.rvt

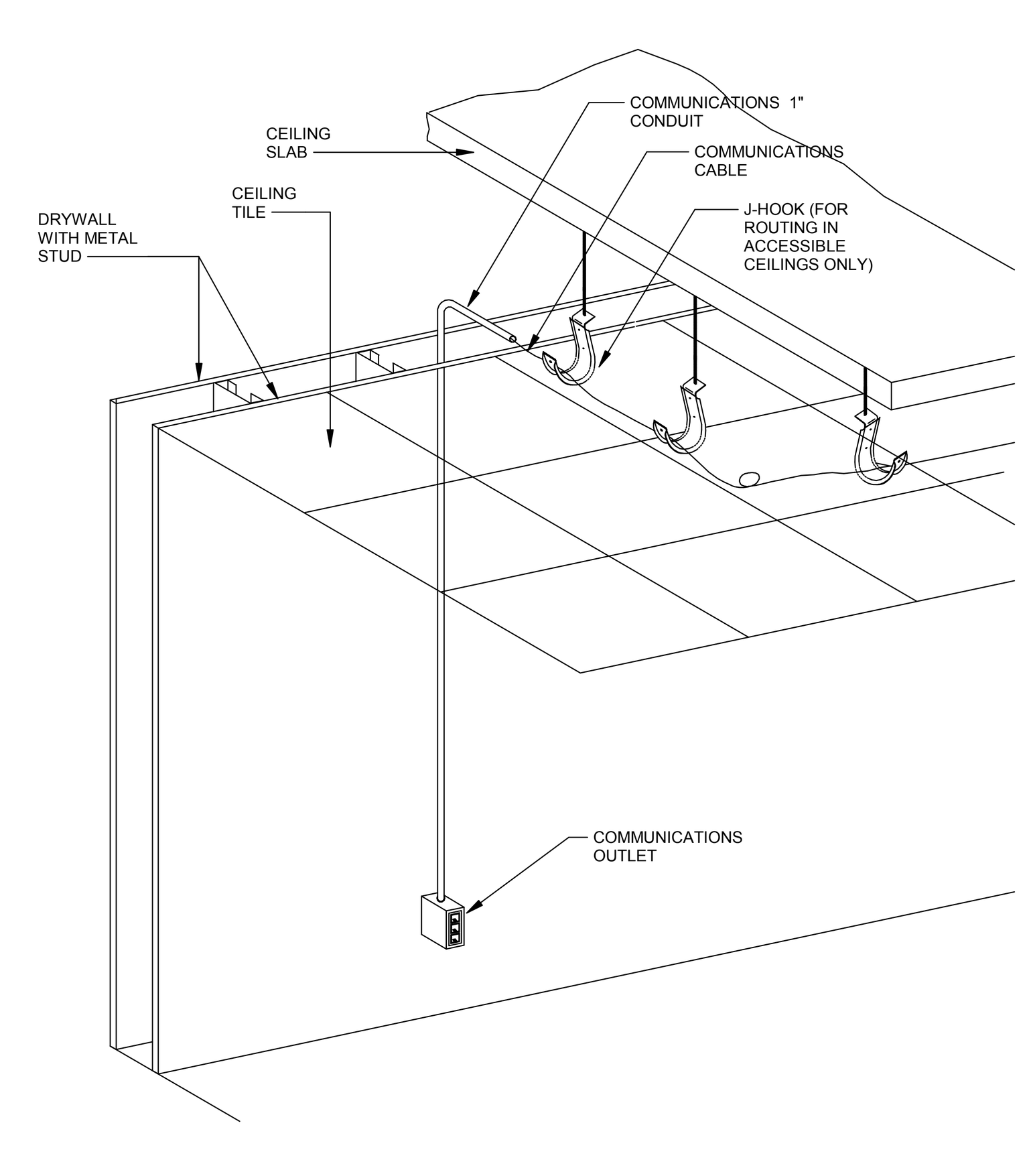

7 / E001 TYPICAL COMMUNICATIONS CABLE ROUTING DETAIL
N.T.S.

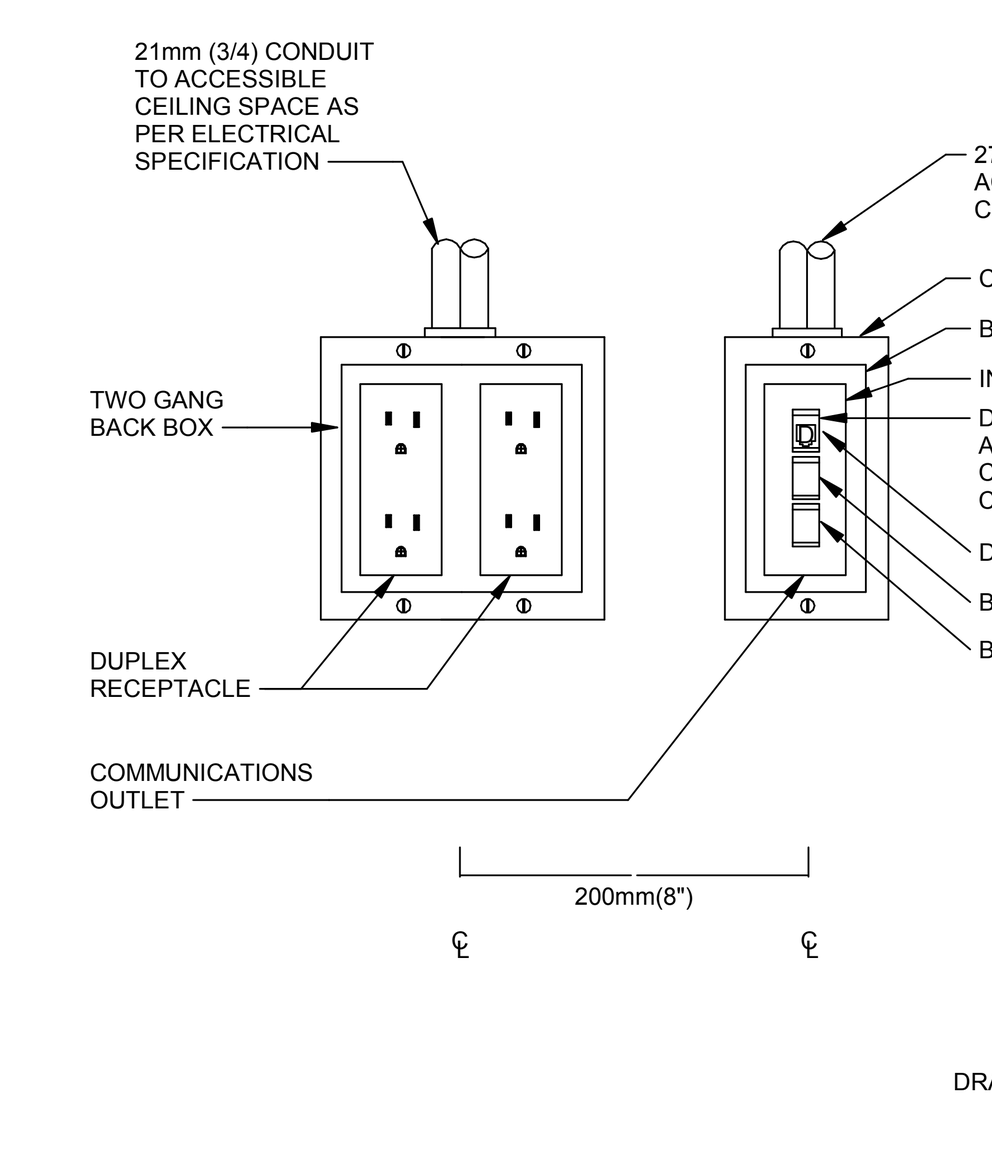

NOTES:

- N-1 PROVIDE CONNECTOR, C/W NYLON BUSHINGS FOR CONDUIT TERMINATIONS WITHIN ACCESSIBLE CEILING SPACE TO CABLE TRAY.
- N-2 PROVIDE PULL STRINGS IN ALL EMPTY CONDUIT, WHERE APPLICABLE.
- N-3 COVER PLATES BY ELECTRICAL CONTRACTOR, WHERE APPLICABLE.

4 / E001 POWER AND COMMUNICATION OUTLETS 1
N.T.S.

SYMBOL	DESCRIPTION	SYMBOL	DESCRIPTION
ADO	AUTOMATIC DOOR OPENER	RDU	REMOTE DISPLAY UNIT
BG	CEILING MOUNTED BREAK GLASS SENSOR	RR	REMOTE RELEASE
CR	CARD READER	REX	REQUEST TO EXIT
CM	CCTV DISPLAY MONITOR	RFER	RF ETHERNET READER
DA	DOOR ALARM	RFR	RF READER
DL	DOOR LOCK	RFRM	RF READER MASTER
DC	DOOR CONTACT	SHS	SECURITY HANDSET
DAS	DURESS ALARM	SK	SECURITY KEYPAD
EL	ELECTRIFIED LOCK (ELECTRIC STRIKE, ELECTRIC LATCH RETRACTION, ELECTRIC MORTISE LOCK AND MAGNETIC LOCK)	PR	SECURITY PROXIMITY READER
ES	ELECTRIC STRIKE	SRP	SECURITY REMOTE PANEL
ENT	ENTRY PHONE DISPLAY PANEL	SPA	STAFF PANIC ALARM STATION
ED	EXIT DEVICE PUSH BUTTON	BG	WALL MOUNTED BREAK GLASS SENSOR
IC	INTERCOM	SSP	SUITE SECURITY PANEL
K	KEYPAD	MIC	MASTER INTERCOM
LFE	LOW FREQUENCY EXCITER	EPS	EMERGENCY PHONE STATION
LFM	LOW FREQUENCY EXCITER MASTER	EAP	EMERGENCY ASSISTANCE PHONE
MKR	MAGLOCK KEY RESET SWICTH	LAR	LOCAL AREA RECEIVER
ML	MAGLOCK	SI	SIREN
MS	MOTION SENSOR	KS	KEY SWITCH
PA	PANIC ALARM		
PPA	PUBLIC PANIC ALARM STATION		

NOTE: NOT ALL SYMBOLS APPLY, REFER TO FLOOR PLANS AND DRAWINGS

1 / E001 SECURITY LEGEND 1 OF 2

12 / E001 RESERVED

9 / E001 RESERVED

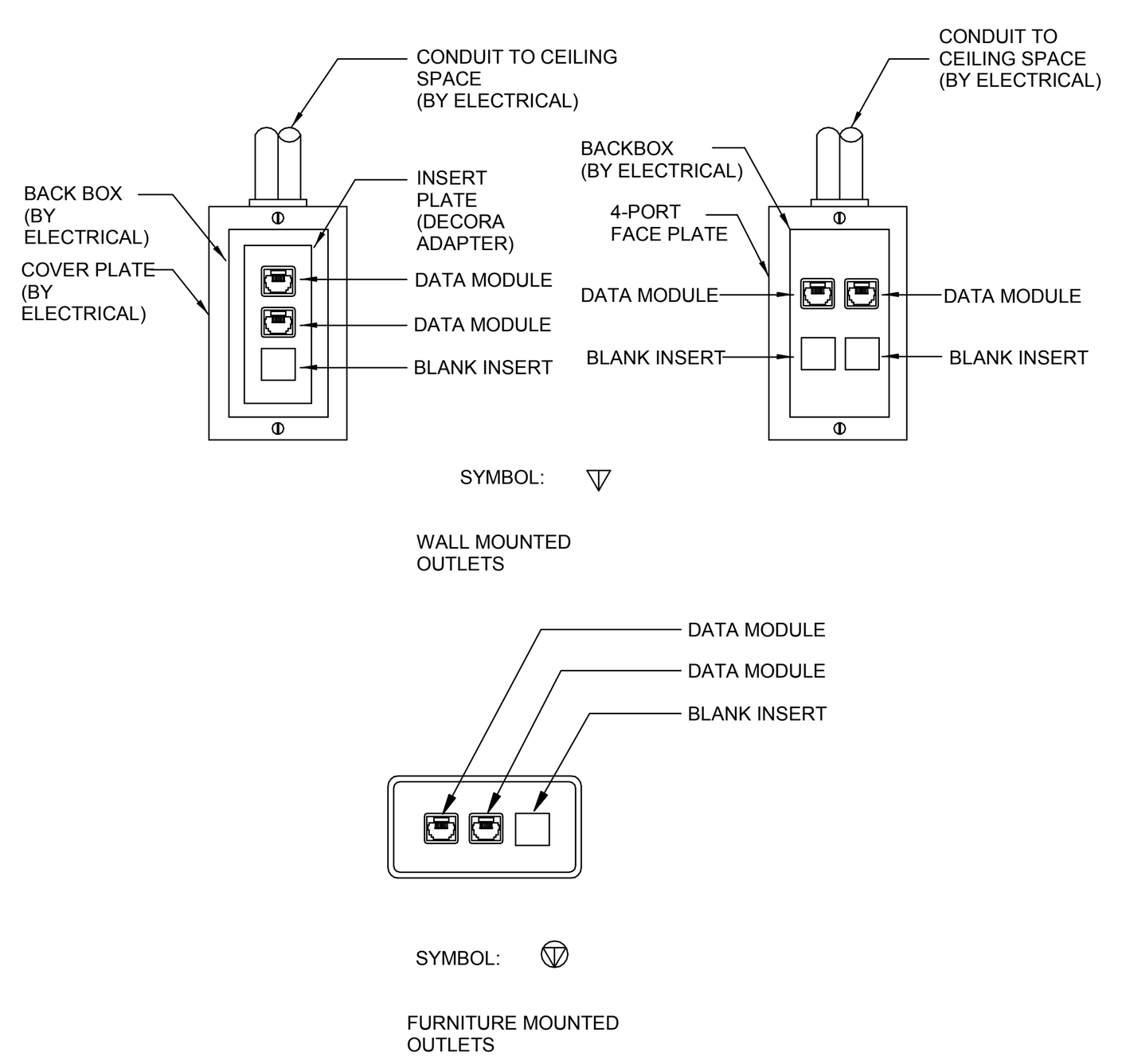

NOTES:

- N-1 FOR EXACT QUANTITIES REFER TO COMMUNICATIONS CABLING DRAWING.
- N-2 FOR COMMUNICATIONS CABLING, FACEPLATE, INSERT PLATES, JACKS, BLANK INSERT AND LABELING REFER TO COMMUNICATIONS SPECIFICATION.
- N-3 CONDUIT AND BACKBOX BY ELECTRICAL.
- N-4 ALL ITEMS BY CABLING CONTRACTOR UNLESS NOTED OTHERWISE.

10 / E001 TYPICAL WALL/FURNITURE MOUNTED COMMUNICATIONS OUTLET DETAIL
N.T.S.

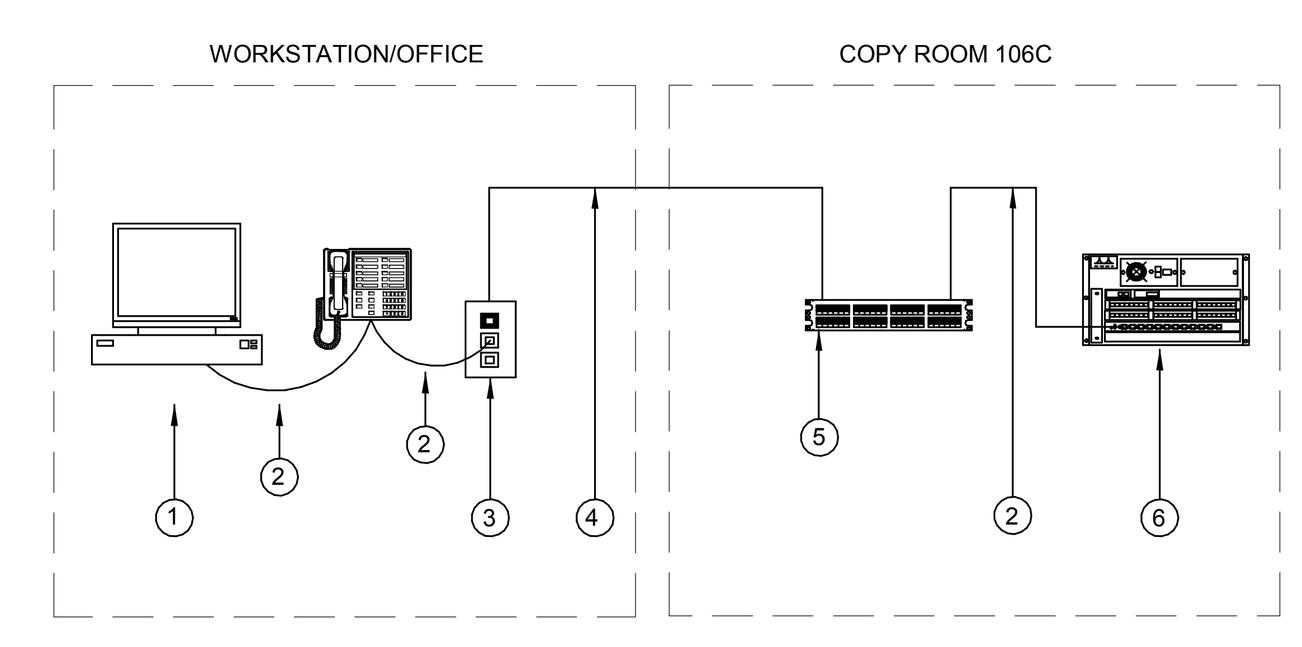

LEGEND:

(1) COMPUTER (BY OTHERS).
(2) FT4 4-PAIR CAT6 PATCH CABLE.
(3) MULTI-PORT COMMUNICATIONS OUTLET.
(4) FT6 (CMP) CAT6 CABLE AS PER SPECIFICATION.
(5) 48 PORT PATCH PANEL
(6) ACTIVE EQUIPMENT (BY OTHERS).

NOTES:

- N-1 THIS IS A SCHEMATIC DRAWING ONLY. REFER TO FLOOR PLANS AND ELEVATIONS FOR QUANTITIES. FOR ALL MATERIALS REFER TO SPECIFICATIONS.
- N-2 CABLING CONTRACTOR IS RESPONSIBLE FOR THE SUPPLY AND INSTALLATION OF ALL ITEMS EXCEPT THOSE MARKED "BY OTHERS" OR "EXISTING".

8 / E001 TYPICAL DATA (AND VOIP VOICE) CONNECTIVITY SCHEMATIC
N.T.S.

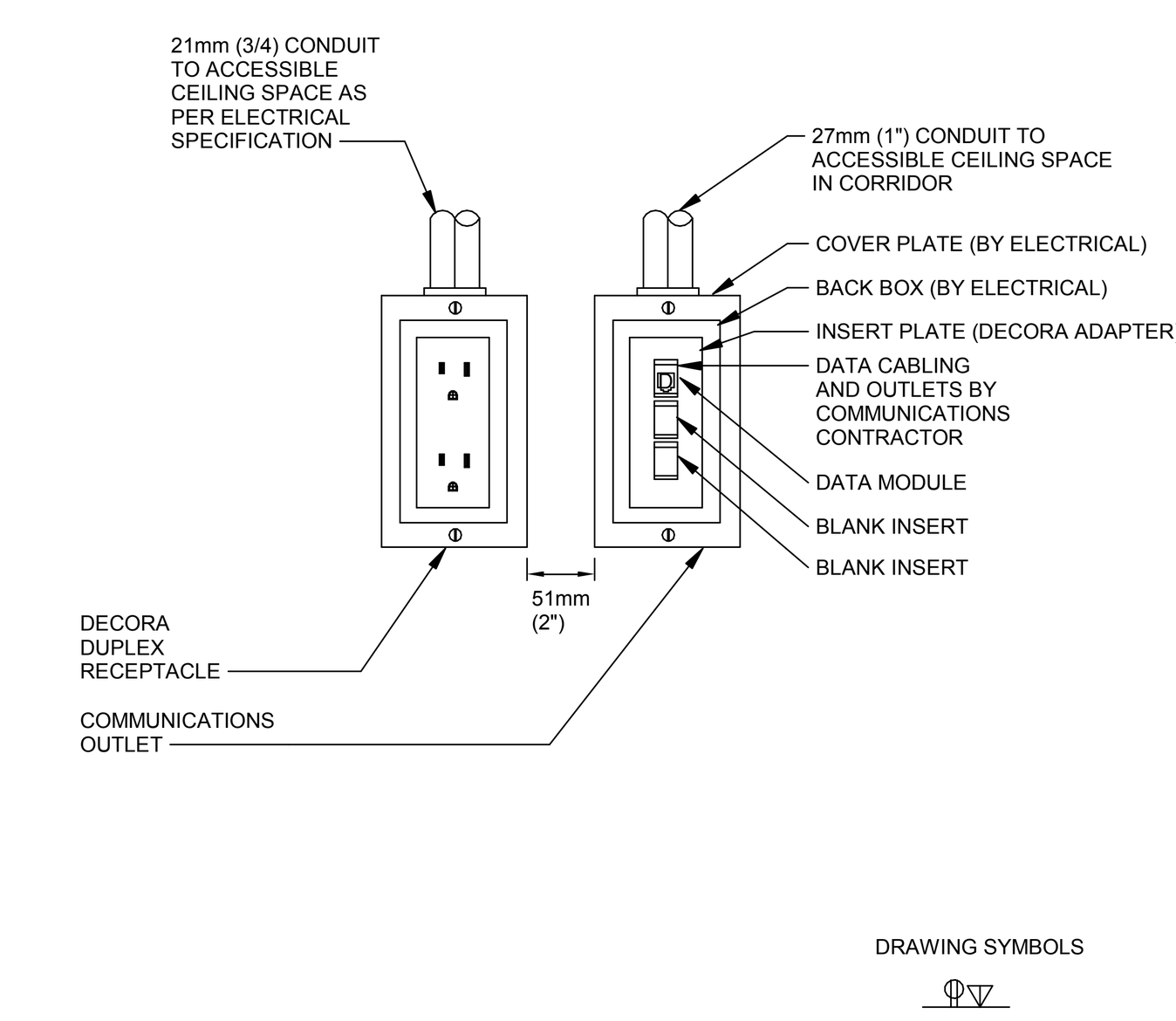

NOTES:

- N-1 PROVIDE CONNECTOR, C/W NYLON BUSHINGS FOR CONDUIT TERMINATIONS WITHIN ACCESSIBLE CEILING SPACE TO CABLE TRAY.
- N-2 PROVIDE PULL STRINGS IN ALL EMPTY CONDUIT, WHERE APPLICABLE.
- N-3 COVER PLATES BY ELECTRICAL CONTRACTOR, WHERE APPLICABLE.

5 / E001 POWER AND COMMUNICATION OUTLETS 2
N.T.S.

SYMBOL	DESCRIPTION	SYMBOL	DESCRIPTION
BR	BIOMETRIC READER		PANIC BUTTON, TO BE TIED INTO SECURITY PANEL WITH CONDUIT
ELR	ELECTRIC LATCH RETRACTION		SECURITY CAMERA
EML	ELECTRIC MORTISE LOCK	PTZ	PAN-TILT-ZOOM CAMERA
LRX	LATCH BOLT MONITOR REQUEST TO EXIT	IRR	INFRARED READER
MRX	MOTION REQUEST TO EXIT		WALL MOUNTED SECURITY MOTION SENSOR
PRX	PUSH BUTTON REQUEST TO EXIT		CEILING MOUNTED SECURITY 360° MOTION SENSOR
LBM	LATCH BOLT MONITOR		PUSH BUTTON
CMS	CENTRAL MANAGEMENT STATION		PERSONAL COMPUTER
PAR	PANIC ALARM RECEIVER		COMPUTER MONITOR
MHO	MAGNETIC DOOR HOLD/OPEN DEVICE	IDP	INTRUSION DETECTION SYSTEM PANEL
EHO	ELECTRIC DOOR HOLD/OPEN DEVICE	ACP	ACCESS CONTROL SYSTEM PANEL
IDC	IP DOOR CONTROLLER	NVR	NETWORK VIDEO RECORDER
RFR	RF RECEIVER	PI	POWER INJECTOR
DVR	DIGITAL VIDEO RECORDER	VM	VIDEO MONITOR

SECURITY ABBREVIATIONS

CNR XXX AFF	CORNER MOUNT AT XXXmm ABOVE FINISHED FLOOR. XXX DENOTES SPECIFIC HEIGHT
PM XXX FF	PENDANT MOUNT AT XXXmm ABOVE FINISHED FLOOR. XXX DENOTES SPECIFIC HEIGHT
PTM XXX AFF	PARAPET MOUNT AT XXXmm ABOVE FINISHED FLOOR. XXX DENOTES SPECIFIC HEIGHT
TYPE-XX	DEVICE TYPE XX. REFER TO RELATIVE SPECIFICATIONS AND SCHEDULES FOR ADDITIONAL DETAILS
FUNC-XX	FUNCTION TYPE XX. REFER TO RELATIVE SPECIFICATIONS AND SCHEDULES FOR ADDITIONAL DETAILS

NOTE: NOT ALL SYMBOLS APPLY, REFER TO FLOOR PLANS AND DRAWINGS

2 / E001 SECURITY LEGEND 2 OF 2

13 / E001 RESERVED

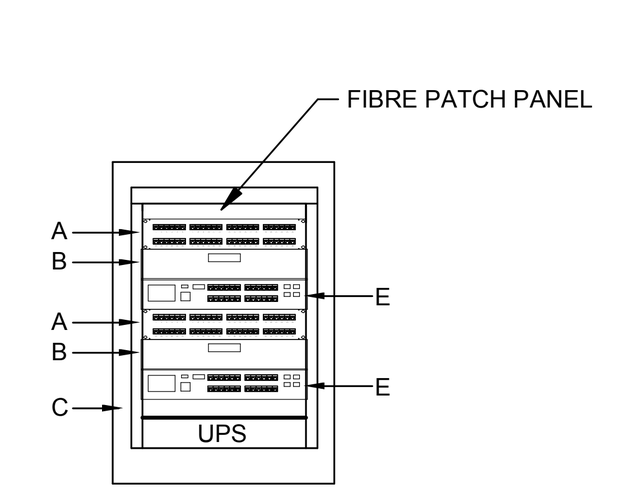

NOTES:

- N-1 FOR COMPONENTS LISTED BELOW, CABLING CONTRACTOR SHALL REFERENCE SPECIFICATION FOR REQUIREMENTS.
  - A 2U-48 PORT MODULAR AND LOCKABLE PATCH PANEL (TYP).
  - B 2U HORIZONTAL CABLE MANAGEMENT PANEL (TYP).
  - C 16RU WALL MOUNTED RACK ENCLOSURE C/W FANS.
  - D 2000VA RACK MOUNTED UPS
  - E NETWORK EQUIPMENT (BY OWNER).
- N-2 ALL ITEMS BY CABLING CONTRACTOR UNLESS OTHERWISE NOTED.

11 / E001 MAIN COMMUNICATIONS ROOM RACK ELEVATION
N.T.S.

14 / E001 RESERVED

NOTE:

ELECTRICAL CONNECTIONS AND CONTROLS TO ALL POOL EQUIPMENT SHALL BE PROVIDED BY POOL CONTRACTOR, INCLUDING CONTROLS CONNECTIONS TO EMERGENCY STOP BUTTONS. CONDUIT INFRASTRUCTURE SHALL BE PROVIDED TO EACH EMERGENCY STOP BUTTON LOCATION BACK TO THE BASEMENT POOL EQUIPMENT ROOM.

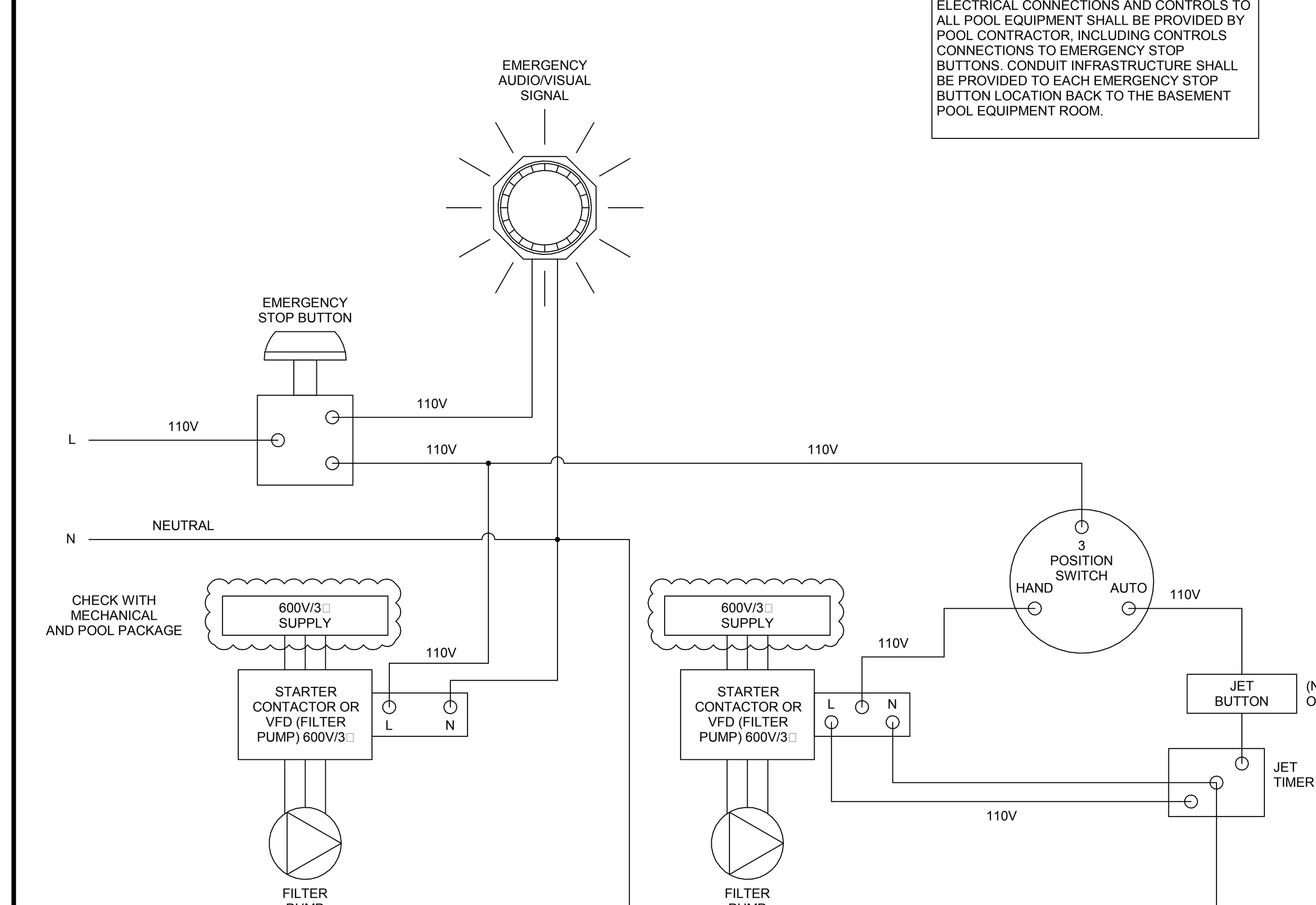

GENERAL NOTES:

1. WHEN ON MANUAL THE "ESTOP SYSTEM" CIRCUIT REMAINS ACTIVE AS THAT SHOULD NOT BE ABLE TO BE OVERRIDE. THIS IS THE SAME FOR ALL PUMPS, JET AND FILTER.
2. WHEN FILTER PUMP IS ON "AUTO" IT IS THE SAME AS WHEN ON "MANUAL" AS THERE IS NO CONTROL TO TIE IN.
3. WHEN JET PUMP IS ON "AUTO" THE TIMER CIRCUIT IS ACTIVE. WHEN IN "MANUAL" THE TIMER IS BYPASSED AS THE TIMER IS IN THE CONTROL CIRCUIT.

E-STOP OPERATION:

A) 110V POWER IS SUPPLIED TO THE EMERGENCY STOP BUTTON. DURING NORMAL OPERATIONS, IN TURN IT GOES TO JET PUMP'S AND FILTER PUMP'S 110V COIL AND ENERGIZES THEM SO THAT THE CONTACTOR FOR EACH STARTER ALLOWS 600V POWER FROM THE BREAKER TO THE RESPECTIVE PUMPS.

B) IN THE CASE OF EMERGENCY, PATRON PUSHES THE EMERGENCY STOP BUTTON. LINE VOLTAGE IS DIVERTED FROM SUPPLYING 110V POWER TO THE COIL (WHICH TURNS OFF EACH PUMP) AND NOW SUPPLIES VOLTAGE TO THE AUDIO/VISUAL SIGNAL ABOVE THE BUTTON.

C) AFTER EMERGENCY IS OVER, A KEY RESET SHALL BE REQUIRED BEFORE OPERATORS CAN PULL THE EMERGENCY BUTTON TO RESET. THIS DIVERTS POWER FROM THE ENERGIZED SIGNAL BACK TO BOTH COILS FOR THE PUMP STARTERS.

6 / E001 POOL EMERGENCY STOP SYSTEM DETAIL
N.T.S.

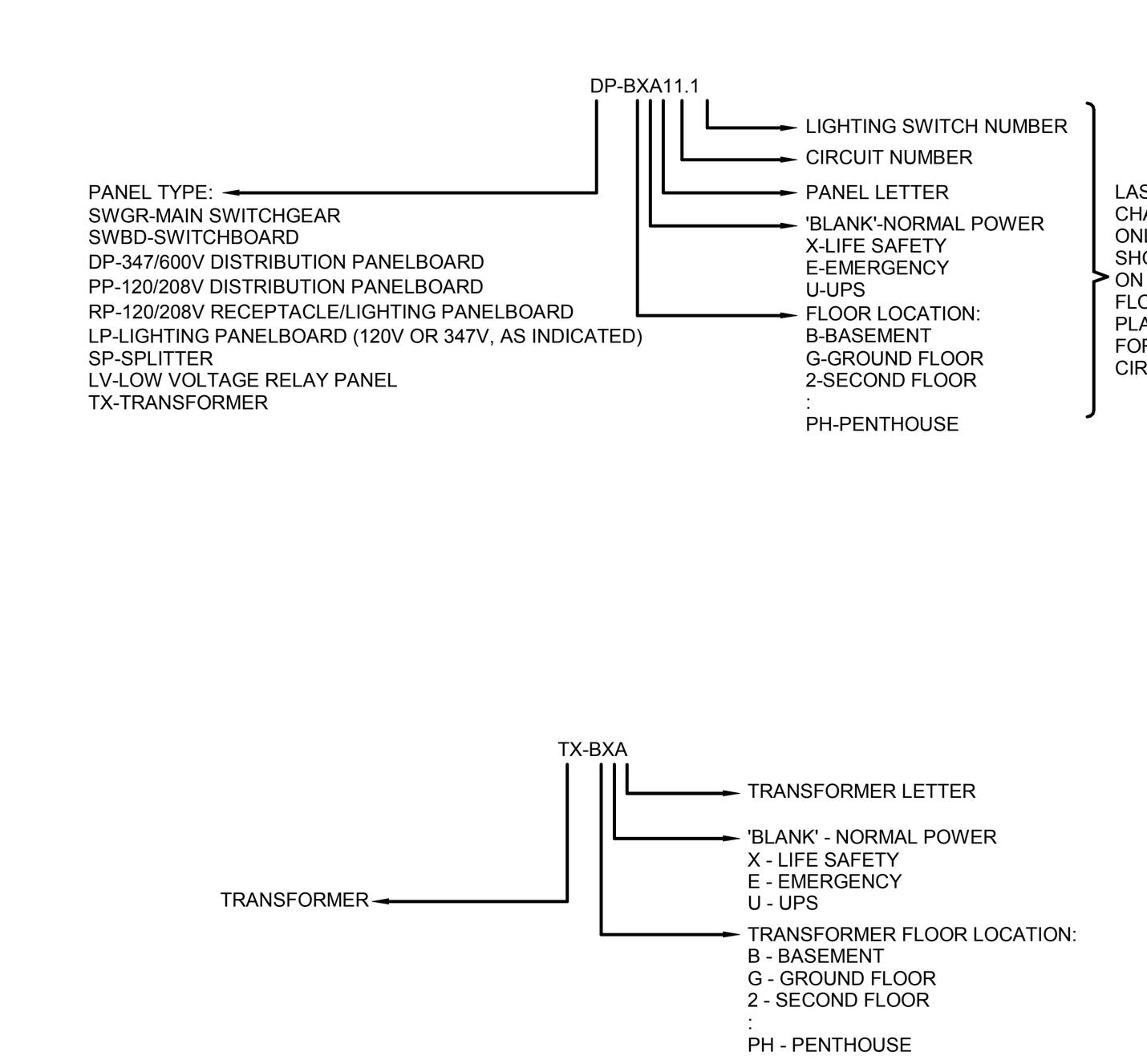

3 / E001 DESIGNATION DIAGRAM

Contractor must check and verify all dimensions on the job, and report any discrepancies to the Architect before proceeding with the work.

Do not scale this drawing.

REVISIONS AND ISSUES

REV	DESCRIPTION	DATE
1	ISSUED FOR TENDER	2018-03-01

MJMA
maclennan jaunkalns miller architects
425 adelaide street west level 6
toronto ontario m5v 3c1
416 593 6796
www.mjmarchitects.com

TEAL Architects+Planners
1660 Hollis Street, Suite 1101
Halifax, Nova Scotia B3J 1V7
www.tealarchitects.com

CAMPBELL COMEAU ENGINEERING LTD.
STRUCTURAL ENGINEERS
2719 GLADSTONE STREET, SUITE 110
HALIFAX NS, B3K 4W6
T: 902 429 5454 F:902 444 3099

Smith + Andersen
MECHANICAL ENGINEERS
500-4211 Yonge Street
Toronto, Ontario, M2P 2A9
T: 416 487 8151 F: 416 487 9104

Smith + Andersen
ELECTRICAL ENGINEERS
1969 Upper Water Street, Suite 1905
Halifax, Nova Scotia, B3J 3R7
T: 902 440 0981 F: 416 487 9104

Strum Consulting
CIVIL ENGINEERS
Railside, 1355 Bedford Highway
Bedford, NS B4A 1C5
T: 902 835 5560 F: 902 835 5574

EAST HANTS
We live it!

Municipality of East Hants
Parks, Recreation and Culture
Lloyd E Matheson Centre
15 Commerce Court
Elmsdale, NS B2S 3K5
T: 902 883-7098

KEYPLAN

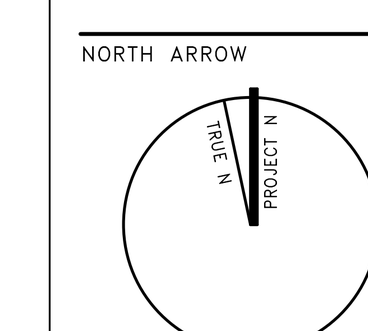

REGISTERED PROFESSIONAL ENGINEER
DATE 2018.03.01
T.W.Hughes
11340
PROVINCE OF NOVA SCOTIA

Smith + Andersen
1969 Upper Water Street Suite 1905 Halifax Nova Scotia B3J 3R7
t 902 334 0335 f 416 487 9104 smithandandersen.com

PROJECT TITLE
East Hants Aquatic Centre

Commerce Court, Elmsdale, NS

DRAWING TITLE
LEGENDS AND STANDARD DETAILS

SCALE
1 : 100

DATE
2017/04/20

PROJECT NUMBER
17079

DRAWING NUMBER
E001

2/27/2018 12:04:01 PM
A360://1609-EHAC/17079_EAST HANTS_ELECTRICAL_CENTRAL.rvt

13/E002 RESERVED

10/E002 RESERVED

7/E002 RESERVED
N.T.S.

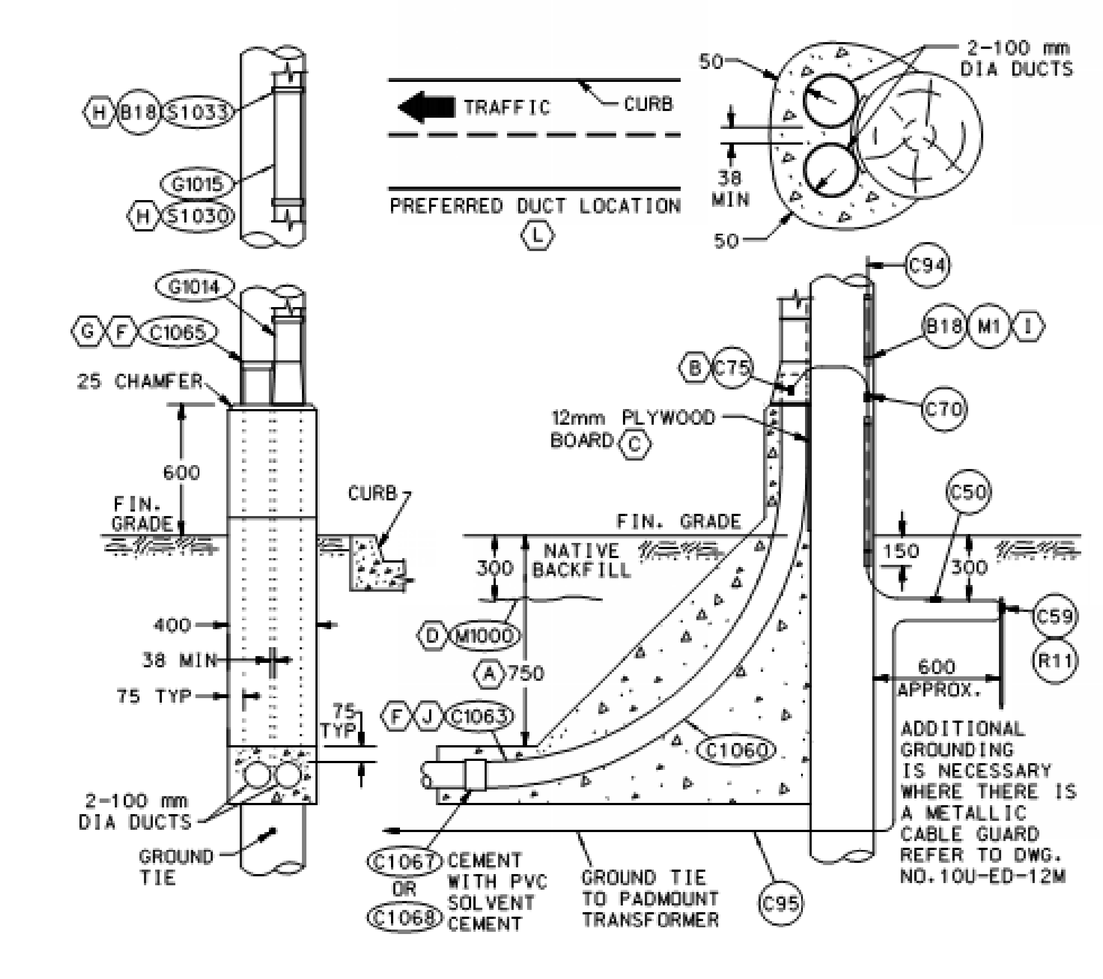

NOTES:
A. REFER TO DWG. NO. 1U-ED-44M FOR ROADWAY/DRIVEWAY REQUIREMENTS.
B. REFER TO DWG. NO. 10U-ED-12M FOR BONDING OF CABLE GUARDS.
C. DUCTS SHALL BE SECURED TO THE POLE WITH CONDUIT STRAPS AND HAVE A 12 mm THICK PLYWOOD BOARD SPACER BEFORE CONCRETE IS POURED.
D. DUCT RUNS SHALL BE FORMED BY THE CUSTOMER OR HIS AGENT AND INSPECTED BY NSPI REPRESENTATIVES PRIOR TO POURING OF THE CONCRETE. MARKER TAPE TO BE INSTALLED AS SHOWN.
E. FOR JOINT USE DETAILS REFER TO DWG. NO. 1U-ED-14M.
F. ALL DUCTS MUST BE SWABBED, THEN CAPPED FOR PROTECTION.
G. ALL DUCTS SHALL HAVE A NYLON FISH LINE (ITEM N1000) INSTALLED PRIOR TO CAPPING.
H. STRAP CABLES UNDER GUARD EVERY 3000 mm AND CABLE GUARD TO POLE EVERY 1200 mm.
I. STAPLED GROUND WIRE MOULDINGS TO POLE EVERY 1200 mm.
J. 100 mm DUCTS SHALL NORMALLY BE USED. IN SPECIAL CIRCUMSTANCES WHEN MORE THAN THREE 90 BENDS ARE NEEDED BETWEEN CABLE PULLING POINTS, OR DUCT RUN EXCEEDS 92 m, 125 mm DUCTS SHALL BE USED.
K. FOR TERMINATION DETAILS REFER TO DWG. NO.'S 5U-ED-11M TO 5U-ED-13M.
L. DUCTS SHALL NOT BE INSTALLED ON THE CURB OR TRAFFIC SIDES OF THE POLE.

SAME AS (5U-ED-10M)

NOTE:
1. THIS IS A STANDARD NSPI DETAIL. ALL INSTALLATIONS TO BE IN CONFORMANCE WITH NSPI DETAILS.

4/E002 DUCT TERMINATION FOR UNDERGROUND PRIMARY (OU-ED-10M)
N.T.S.

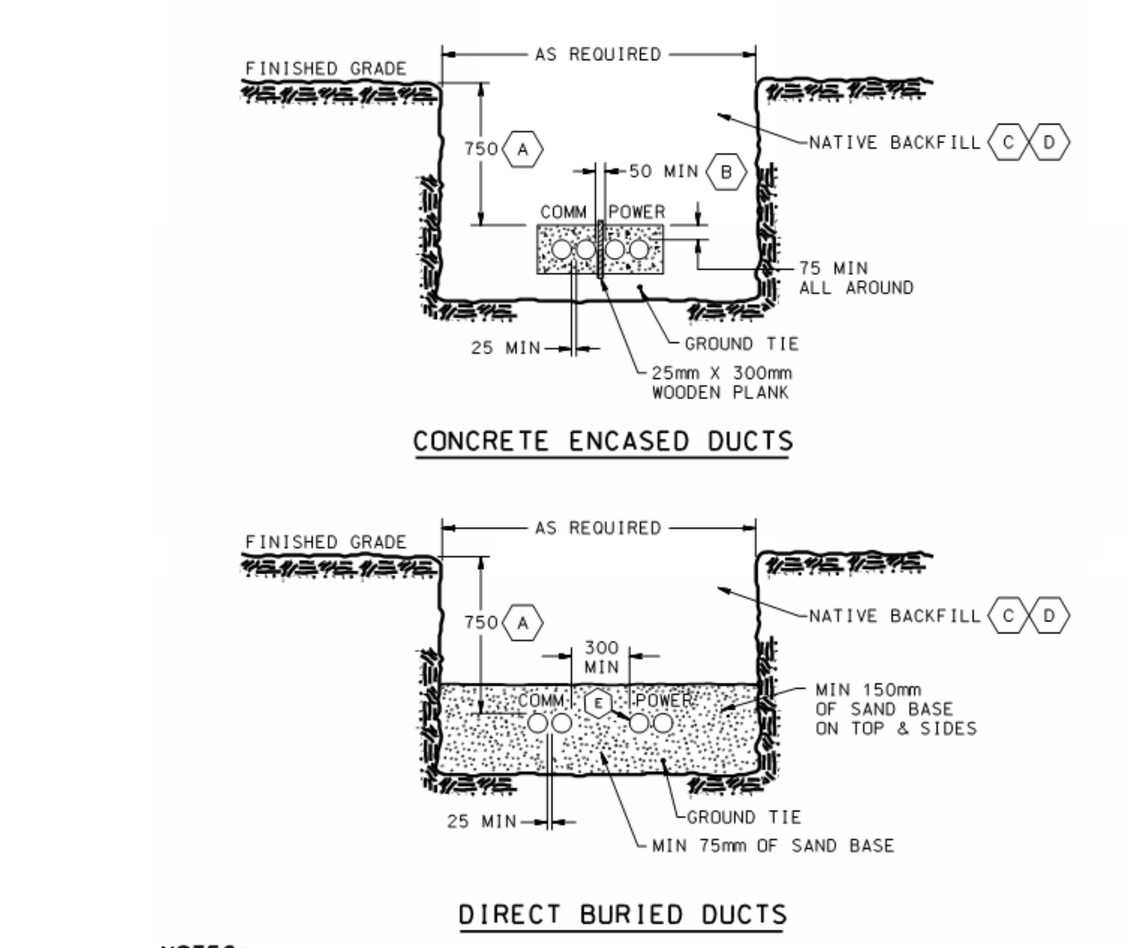

NOTES:
A. DEPTH SHALL BE INCREASED TO 1000 mm IN VEHICULAR AREAS. MAY BE REDUCED TO 600 mm IF VOLTAGE DOES NOT EXCEED 750 VOLTS PHASE TO PHASE.
B. MUST BE INCREASED TO 300 mm IF ONE UTILITY'S DUCTS ARE NOT CONCRETE ENCASED.
C. NATIVE BACKFILL MATERIAL SHALL NOT CONTAIN ROCKS OVER 50 mm IN DIAMETER FOR THE FIRST 300 mm OVER DUCTS OR CABLES. CLASS 'A' GRAVEL IS ACCEPTABLE.
D. BACKFILL TO BE COMPACTED EVERY 300 mm MINIMUM.
E. IF POWER CABLES OPERATING AT DIFFERENT VOLTAGES ARE INSTALLED IN THE SAME TRENCH THE LOWEST VOLTAGE CABLES SHALL BE INSTALLED ADJACENT TO THE COMMUNICATIONS CIRCUIT.
F. ALL CROSSINGS OF THE COMMUNICATIONS AND NSPI DUCTS SHALL BE AT RIGHT ANGLES WITH A MINIMUM CLEARANCE OF 300 mm.
G. NUMBER, SIZE AND TYPE OF CONDUIT/DUCTS TO BE SPECIFIED BY THE USER UTILITY.
H. ALL DIMENSIONS ARE IN MILLIMETRES UNLESS OTHERWISE SHOWN.

NOTES:
1. COMMUNICATIONS DUCTS ARE NOT REQUIRED. REFER TO SITE PLAN FOR ROUTING OF COMMUNICATIONS DUCTS.
2. THIS IS A STANDARD NSPI DETAIL. ALL INSTALLATIONS TO BE IN CONFORMANCE WITH NSPI DETAILS.

1/E002 JOINT USE TRENCH DETAIL (1U-ED-12M)
N.T.S.

14/E002 RESERVED

11/E002 RESERVED
N.T.S.

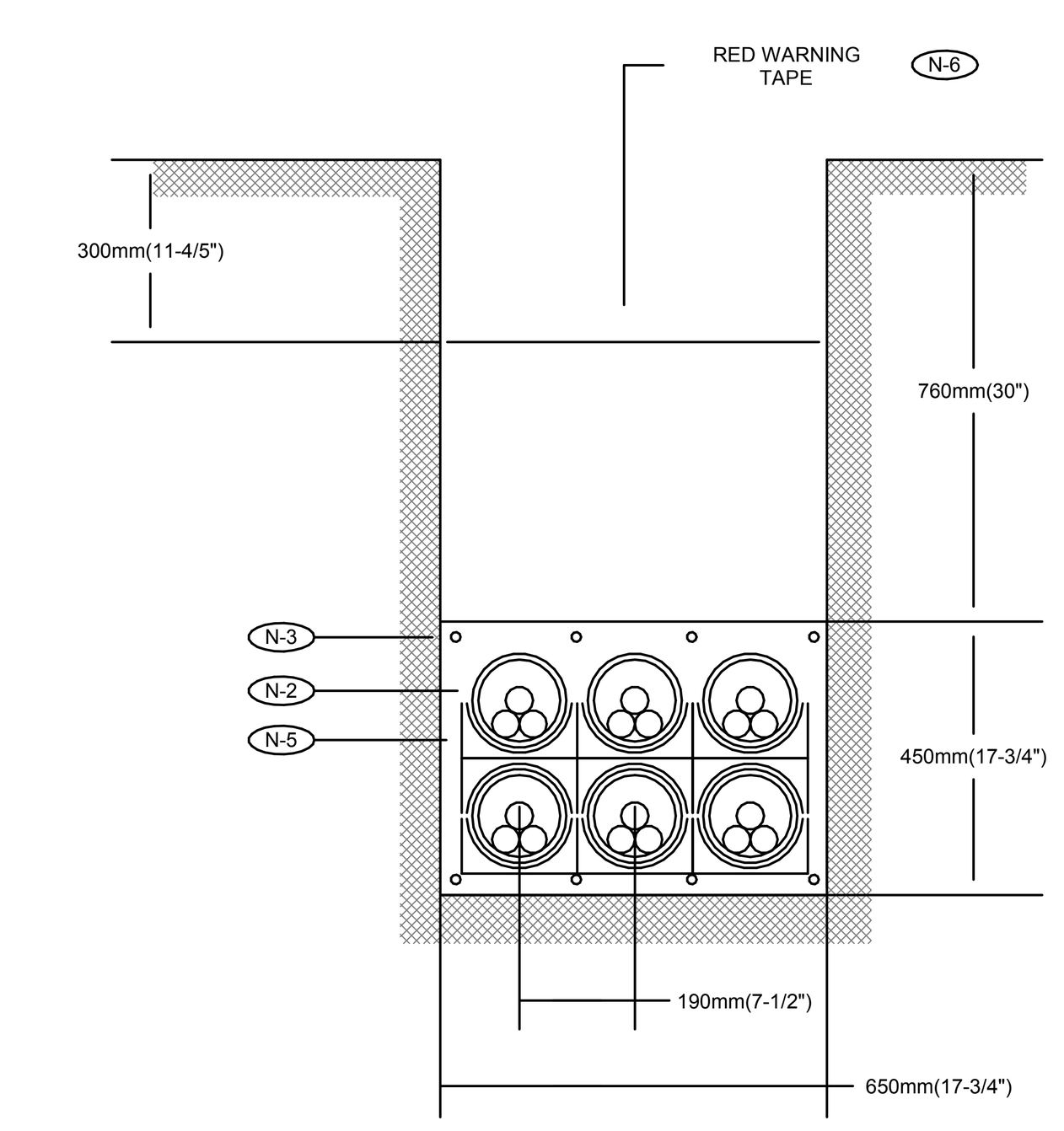

NOTES:
N-1 9mm (3/8") POLYPROPYLENE ROPE REQUIRED IN ALL DUCTS.
N-2 103mm (4") I.D. DUCTS IN 20 MPa CONCRETE.
N-3 16mm (1/2") REINFORCING RODS
N-4 PROVIDE BELL ENDS AT TERMINATION OF ALL DUCTS
N-5 PRE-FABRICATES DUCT SPACER AND HOLDERS
N-6 RED WARNING TAPE TO EXTEND THE FULL WIDTH OF TRENCH

8/E002 2X3 CONCRETE ENCASED DUCT BANK - TRANSFORMER SECONDARY
1 : 1

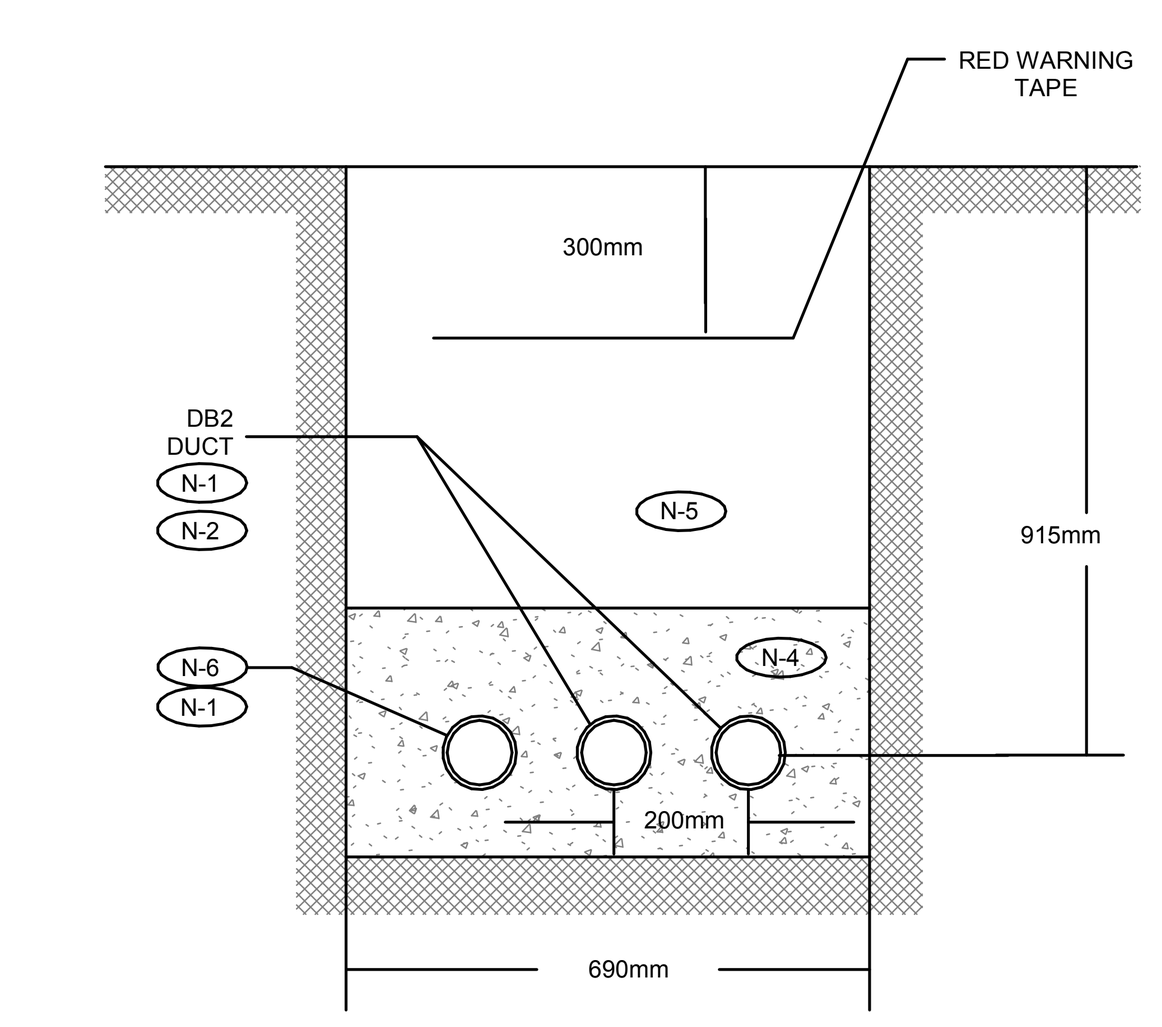

NOTES:
N-1 9mm (3/8") POLYPROPYLENE ROPE REQUIRED IN ALL DUCTS.
N-2 100mm (4") I.D. DB2 DUCT
N-3 PROVIDE BELL ENDS AT TERMINATION OF ALL DUCTS
N-4 CLEAN SAND, COMPACTED.
N-5 CLEAN BACKFILL MATERIAL
N-6 53mm (2") CONDUIT

5/E002 1X3 DIRECT BURIED CONDUITS - INCOMING TELECOMMUNICATIONS SERVICE
1 : 1

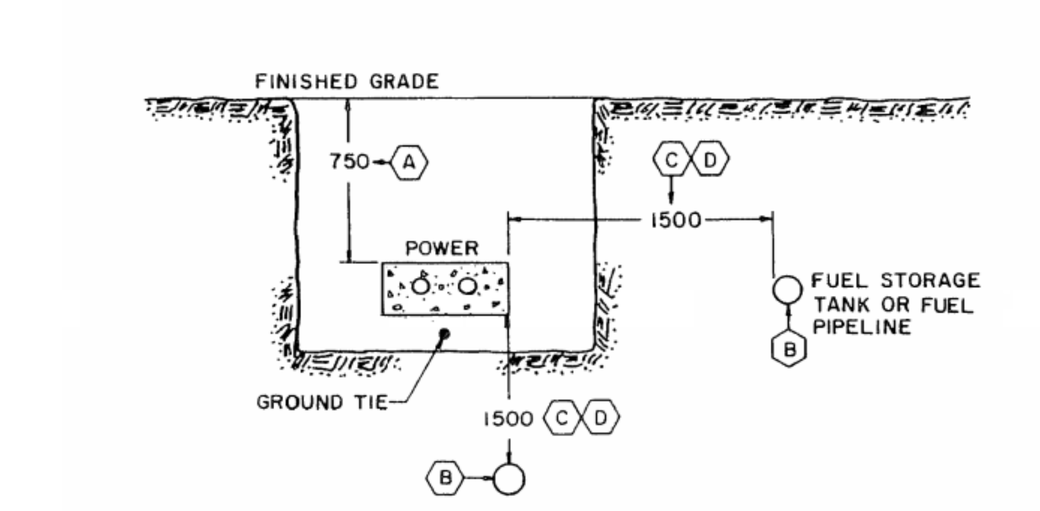

NOTES:
A . REFER TO DWG. NO. IU-ED-44M FOR ROADWAY/DRIVEWAY REQUIREMENTS MAY BE REDUCED TO 600 mm IF VOLTAGE DOES NOT EXCEED 750 VOLTS PHASE TO PHASE .
B . FUEL STORAGE APPLIES TO OIL , PROPANE OR GASOLINE TANKS OR PIPELINES
C . 1500 mm IS THE REQUIRED CLEARANCE WHETHER THE DUCTS ARE CONCRETE ENCASED OR DIRECT BURIED .
D . MAY BE REDUCED TO 600 mm WHERE THE FUEL STORAGE TANK HOLDS LESS THAN 7600 LITRES .
E . UNDERGROUND POWER CABLES SHALL NOT BE ROUTED UNDER STORAGE TANKS CONTAINING FLAMMABLE LIQUIDS OR GAS.
F . ALL DIMENSIONS ARE IN MILLIMETRES UNLESS OTHERWISE SHOWN .

NOTE:
1. THIS IS A STANDARD NSPI DETAIL. ALL INSTALLATIONS TO BE IN CONFORMANCE WITH NSPI DETAILS.

2/E002 MINIMUM CLERANCE BETWEEN POWER DUCTS AND PIPE LINES (1U-ED-41M)
N.T.S.

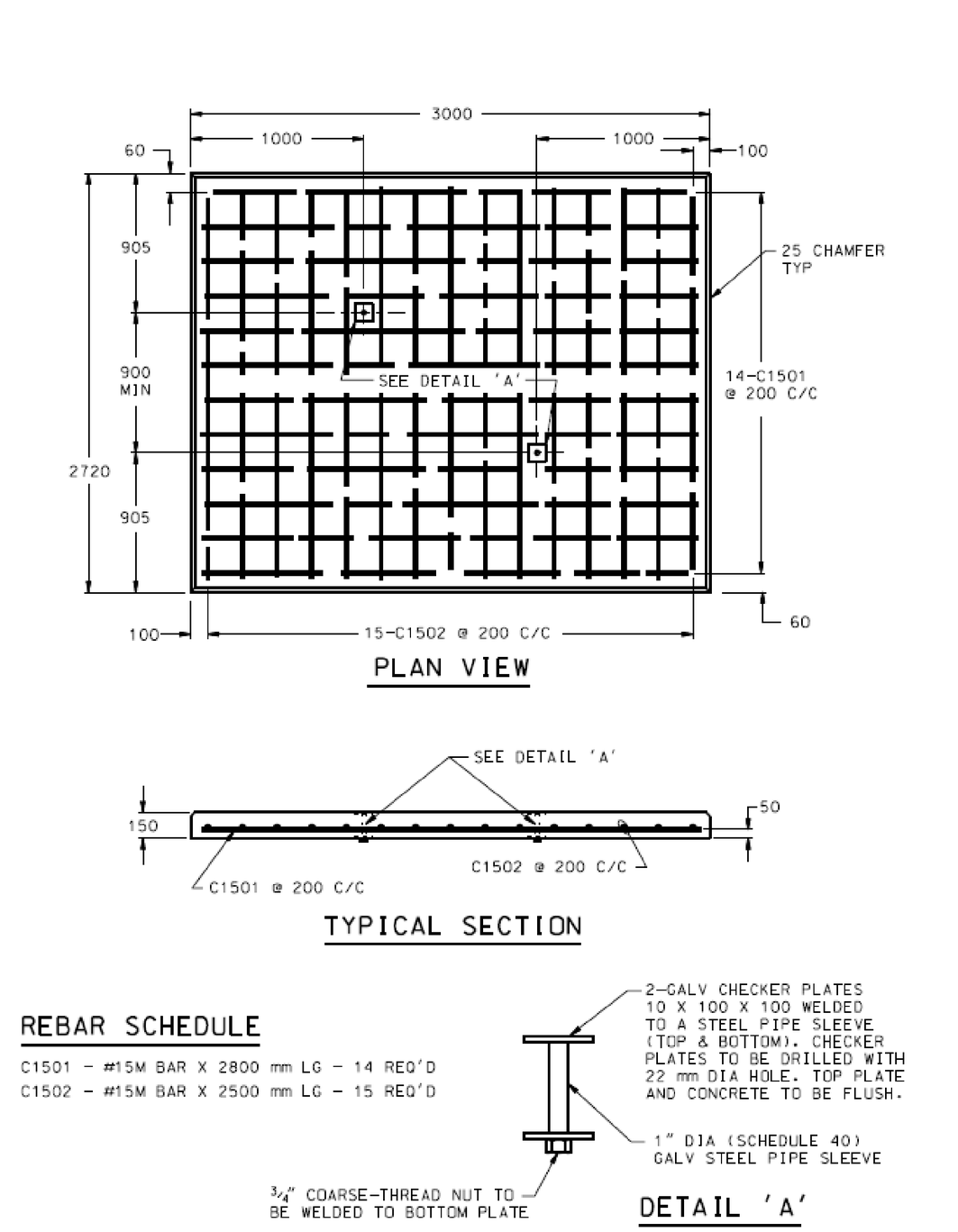

REBAR SCHEDULE
C1501 - #15M BAR X 2800 mm LG - 14 REQ'D
C1502 - #15M BAR X 2500 mm LG - 15 REQ'D

NOTES:
A. CONCRETE - 30 MPa @ 28 DAYS.
B. REINFORCING - 400 MPa YIELD.
C. DO NOT LIFT PRECAST TOP UNTIL IT HAS BEEN ALLOWED TO CURE FOR A MINIMUM OF SEVEN DAYS.
D. USE ¾" EYE-BOLTS (89kN STRENGTH AS PER CSA STD C83.ITEM B-24) FOR LIFTING CONCRETE TOP. THESE BOLTS ARE LISTED UNDER ITEM #B12 IN THE STANDARD HARDWARE AND MATERIAL LIST.

NOTE:
1. THIS IS A STANDARD NSPI DETAIL. ALL INSTALLATIONS TO BE IN CONFORMANCE WITH NSPI DETAILS.

15/E002 REINFORCING DETAILS FOR CONCRETE TOP 3P TRANSFORMER (6U-ED-29M)

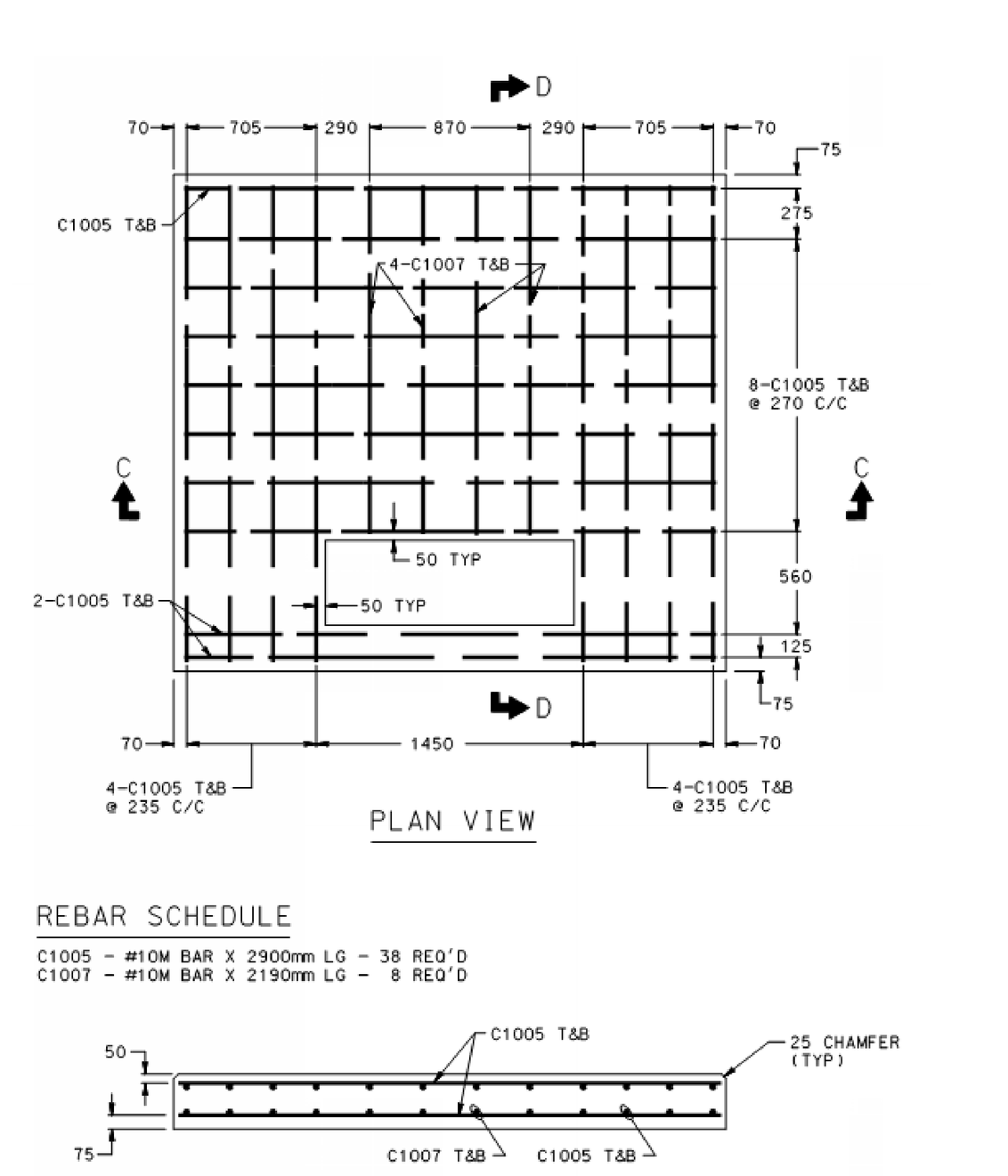

REBAR SCHEDULE
C1005 - #10M BAR X 2900mm LG - 38 REQ'D
C1007 - #10M BAR X 2190mm LG - 8 REQ'D

NOTES:
A. REINFORCING - 400 MPa YIELD.
B. WHEN THE SECONDARY CABLES ARE LARGER THAN #750 kcmil THE 'DEEP-WELL' TRANSFORMER PAD IS REQUIRED. REFER TO DWG. NO. 6U-ED-26M FOR MODIFIED CONSTRUCTION AND PAD REINFORCING DETAILS.

NOTE:
1. THIS IS A STANDARD NSPI DETAIL. ALL INSTALLATIONS TO BE IN CONFORMANCE WITH NSPI DETAILS.

12/E002 REINFORCING DETAILS FOR CONCRETE PAD 3P TRANSFORMER (6U-ED-25M)

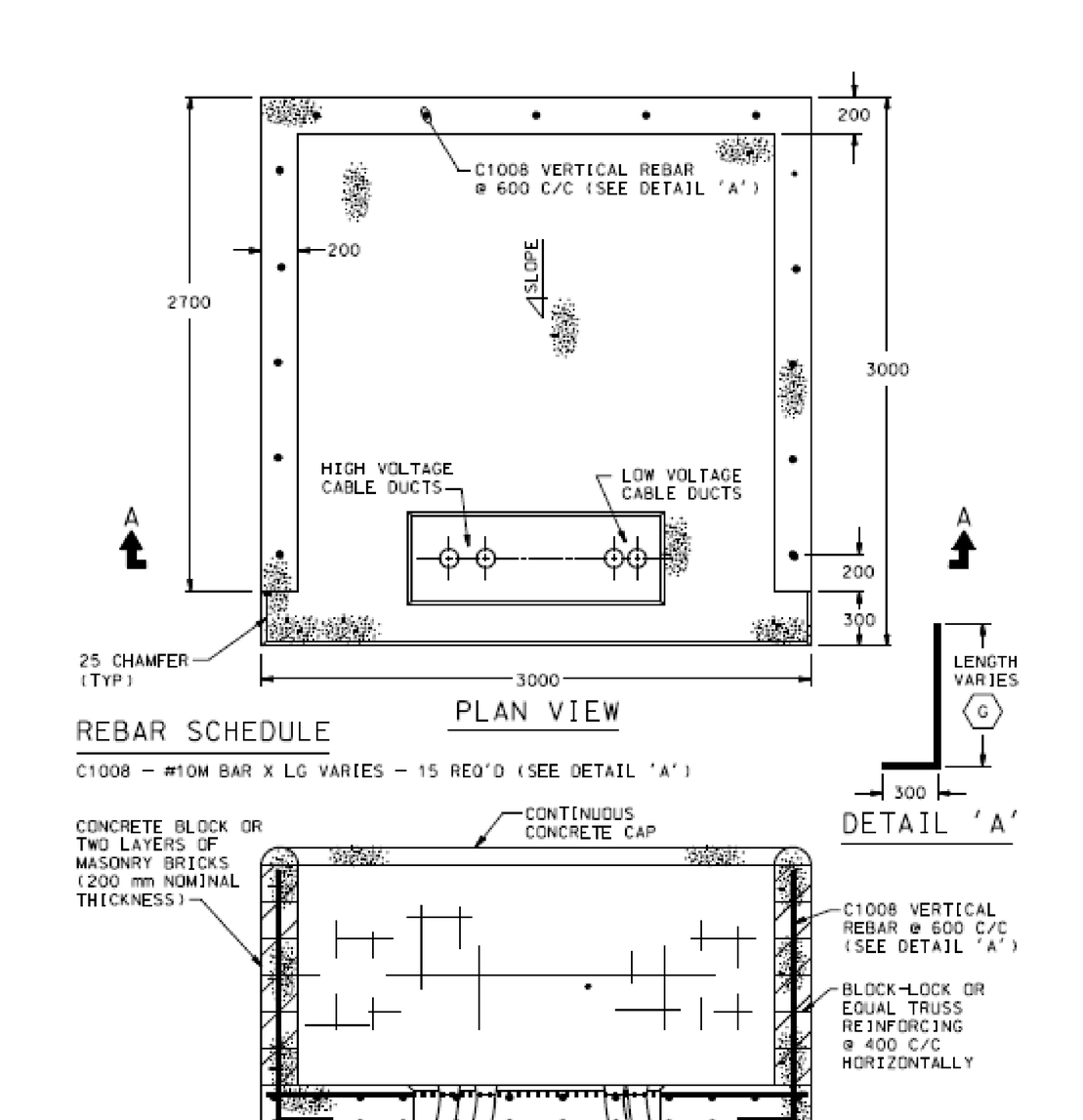

REBAR SCHEDULE
C1008 - #10M BAR X LG VARIES - 15 REQ'D (SEE DETAIL 'A')

NOTES:
A. REINFORCING - 400 MPa YIELD.
B. WHEN HOLLOW CONCRETE BLOCK IS USED, ALL OPENINGS IN THE BLOCK SHALL BE FILLED WITH MORTAR.
C. IF MASONRY BRICK IS USED, PLACE VERTICAL REBAR (C1008) BETWEEN COLUMNS.
D. SLOPE TRANSFORMER PAD TOWARDS OPEN END - 1:200.
E. FOR TYPICAL CONSTRUCTION DETAILS REFER TO DWG. NO. 6U-ED-38M.
F. FOR CONCRETE TOP, IF REQUIRED FOR FIRE-RESISTING BARRIER, REFER TO DWG. NO. 6U-ED-29M.
G. LENGTH OF BAR WILL BE DETERMINED BY HEIGHT OF WALL, OR WALLS, REQUIRED TO SATISFY CANADIAN ELECTRICAL CODE REQUIREMENTS. FOR A BARRIER WITH A TOP, THE MINIMUM HEIGHT OF THE WALLS SHALL BE 2400 mm AND THE BAR DIMENSION SHALL BE 2900 mm TOTAL (2600 mm ON THE LONG LEG AND 300 mm ON THE SHORT LEG).

NOTE:
1. THIS IS A STANDARD NSPI DETAIL. ALL INSTALLATIONS TO BE IN CONFORMANCE WITH NSPI DETAILS.

9/E002 FIRE-RESISTING BARRIER 3P TRANSFORMER (6U-ED-28M)

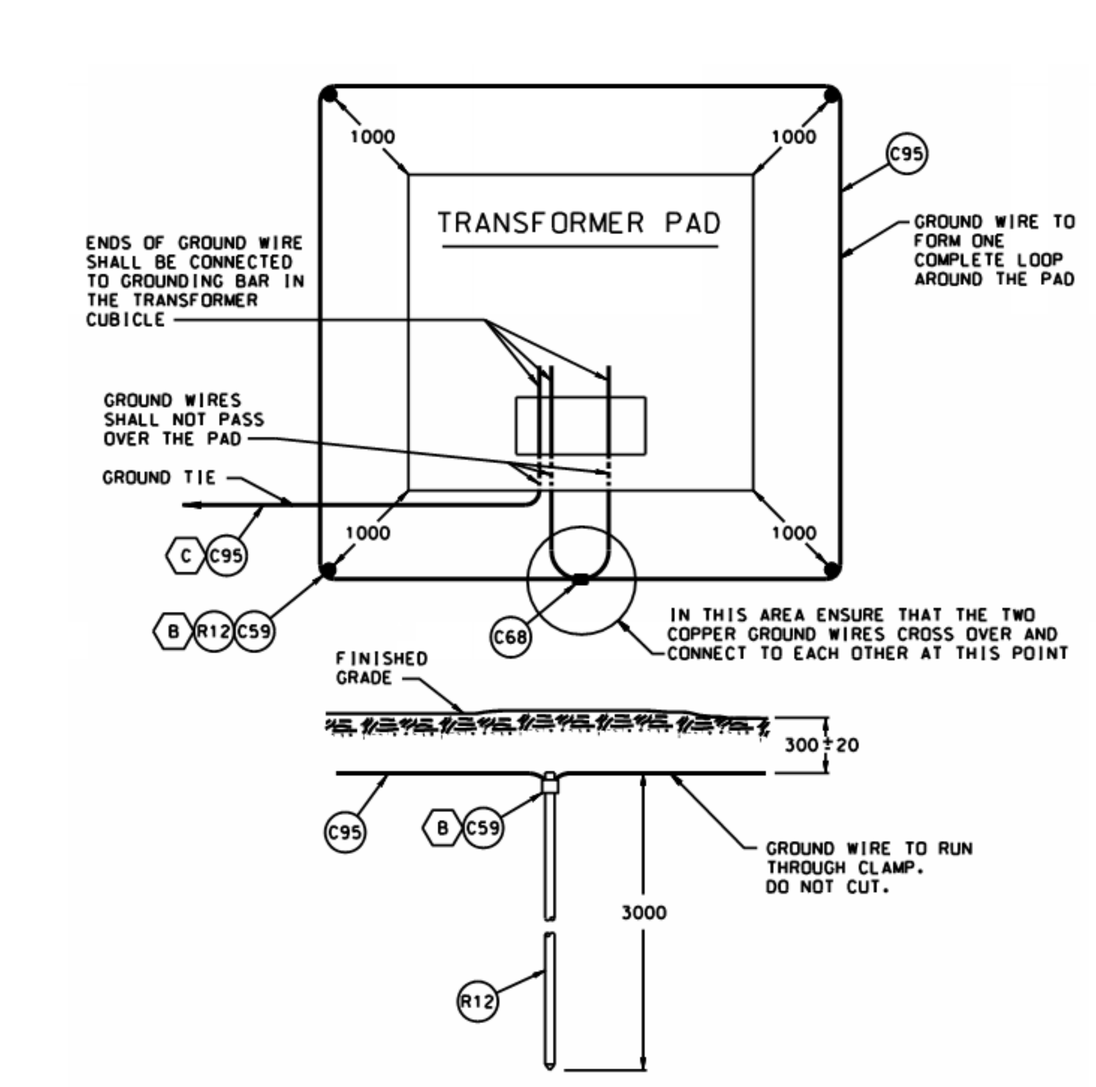

NOTES:
A. GROUNDING SHALL BE IN ACCORDANCE WITH SECTION 36 OF THE LATEST EDITION OF THE CANADIAN ELECTRICAL CODE. PART I.
B. REFER TO DWG. NO. 10U-ED-11M FOR GROUND ROD CONNECTION DETAILS.
C. THE GROUND TIE SHALL BE A BARE COPPER CONDUCTOR INSTALLED UNDERNEATH THE CONCRETE ENCASED DUCTBANK OR ADJACENT TO THE DIRECT BURIED CONDUITS.
D. THE MINIMUM WIRE SIZE SHALL BE #2/0 AWG.
E. THE GROUND TIE SHALL INTERCONNECT THE PADMOUNT GROUND TO THE RISER POLE GROUND ROD(S) AND ANY OTHER PADMOUNT GROUND.
F. UNDER SPECIAL CIRCUMSTANCES A CUSTOMER GROUND TIE FROM THE PAD TO THE CUSTOMER SERVICE SWITCH MAY BE REQUIRED BY THE INSPECTION AUTHORITY.

NOTE:
1. THIS IS A STANDARD NSPI DETAIL. ALL INSTALLATIONS TO BE IN CONFORMANCE WITH NSPI DETAILS.

6/E002 GROUNDING DETAILS FOR PADMOUNT TRANSFORMER (10U-ED-30M)
N.T.S.

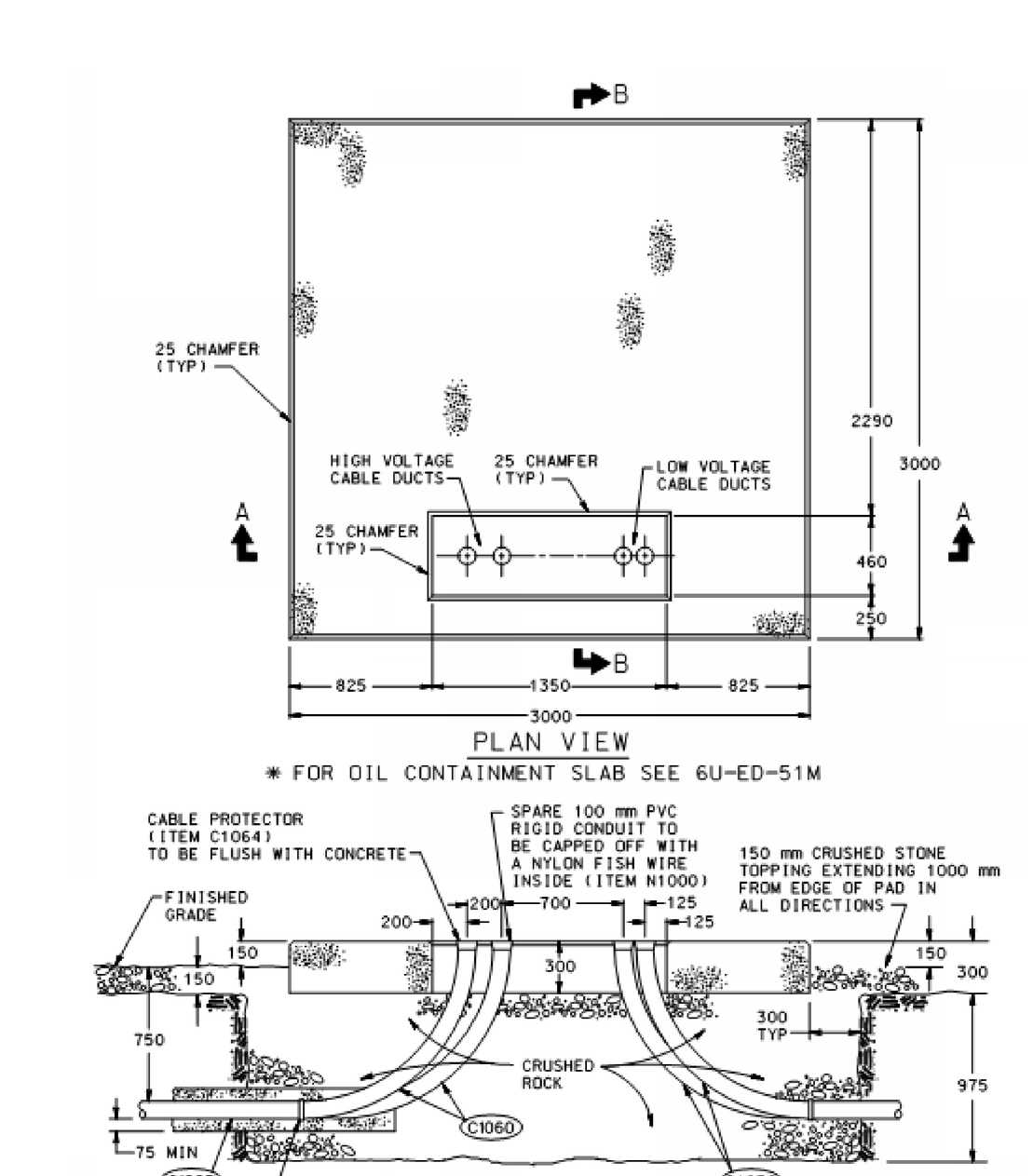

NOTES:
A. CONCRETE - 30 MPa @ 28 DAYS.
B. REFER TO DWG. NO. 6U-ED-25M FOR REINFORCING DETAILS.
C. REFER TO DWG. NO. 10U-ED-30M FOR GROUNDING DETAILS.
D. LEAVE A MINIMUM OF 2000 mm OF SECONDARY CABLE ABOVE TOP OF PAD.
E. WHEN THE SECONDARY CABLES ARE LARGER THAN #750 kcmil THE 'DEEP-WELL' TRANSFORMER PAD IS REQUIRED. REFER TO DWG. NO. 6U-ED-26M FOR MODIFIED TRANSFORMER PAD CONSTRUCTION DETAILS.

NOTE:
1. THIS IS A STANDARD NSPI DETAIL. ALL INSTALLATIONS TO BE IN CONFORMANCE WITH NSPI DETAILS.

3/E002 CONCRETE PAD FOR 3 PHASE PADMOUNT TRANSFORMER (6U-ED-24M)
N.T.S.

Contractor must check and verify all dimensions on the job, and report any discrepancies to the Architect before proceeding with the work.

Do not scale this drawing.

REVISIONS AND ISSUES

REV	DESCRIPTION	DATE
1	ISSUED FOR TENDER	2018-03-01

MJMA
maclennan jaunkalns miller architects
425 adelaide street west level 6
toronto ontario m5v 3c1
416 593 6796
www.mjmarchitects.com

TEAL Architects+Planners
1660 Hollis Street, Suite 1101
Halifax, Nova Scotia B3J 1V7
www.tealarchitects.com

CAMPBELL COMEAU ENGINEERING LTD.
STRUCTURAL ENGINEERS
2719 GLADSTONE STREET, SUITE 110
HALIFAX NS, B3K 4W6
T: 902 429 5454 F:902 444 3099

Smith + Andersen
MECHANICAL ENGINEERS
500-4211 Yonge Street
Toronto, Ontario, M2P 2A9
T: 416 487 8151 F: 416 487 9104

Smith + Andersen
ELECTRICAL ENGINEERS
1969 Upper Water Street, Suite 1905
Halifax, Nova Scotia, B3J 3R7
T: 902 440 0981 F: 416 487 9104

Strum Consulting
CIVIL ENGINEERS
Railside, 1355 Bedford Highway
Bedford, NS B4A 1C5
T: 902 835 5560 F: 902 835 5574

EAST HANTS
We live it!

Municipality of East Hants
Parks, Recreation and Culture
Lloyd E Matheson Centre
15 Commerce Court
Elmsdale, NS B2S 3K5
T: 902 883-7098

KEYPLAN

NORTH ARROW

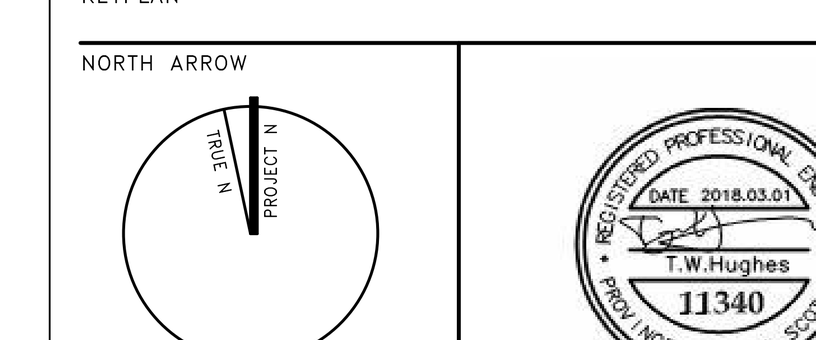

Smith + Andersen
1969 Upper Water Street Suite 1905 Halifax Nova Scotia B3J 3R7
t 902 334 0335 f 416 487 9104 smithandandersen.com

PROJECT TITLE
East Hants Aquatic Centre

Commerce Court, Elmsdale, NS

DRAWING TITLE
STANDARD DETAILS

SCALE
1 : 1

DATE
2017/04/20

PROJECT NUMBER
17079

DRAWING NUMBER
E002

NOTES

N-1 OVERHEAD UTILITY SERVICE TO TRANSITION DOWN POLE TO UNDERGROUND ROUTING TO PADMOUNTED TRANSFORMER. REFER TO NSPI DETAIL # OU-ED-10M FOR MORE DETAILS.

N-2 REFER TO NSPI DETAIL # 1U-ED-12M

N-3 ELECTRICAL CONTRACTOR TO PROVIDE AND INSTALL CONCRETE PAD FOR UTILITY TRANSFORMER. REFER TO NSPI DETAIL # 6U-ED-24M AND # 6U-ED-25M FOR MORE INFORMATION.

N-4 PADMOUNT TRANSFORMER GROUND GRID. REFER TO NSPI DETAIL #10U-ED-30M FOR EXACT DETAILS AND REQUIREMENTS.

N-5 NOT USED.

N-6 2X3 CONCRETE ENCASED UNDERGROUND DUCT BANK FOR SECONDARY FEEDERS OF TRANSFORMER. REFER TO DETAIL 8 ON DRAWING E002

N-7 1x2 DIRECT BURIED CONDUITS FOR INCOMING DATA SERVICE FROM LEMC. REFER TO DETAIL 9 ON DRAWING E002 FOR DETAILS. DUCT BANK TO BE CONCRETE ENCASED UNDER ROADWAY.

N-8 1x2 DIRECT BURIED CONDUITS FOR INCOMING VOICE AND CATV SERVICE FROM INDUSTRIAL WAY. REFER TO DETAIL 9 ON DRAWING E002 FOR DETAILS.

2/27/2018 12:04:02 PM
A360://1609-EMAC/1709_EAST HANTS_ELECTRICAL_CENTRAL.rvt

Contractor must check and verify all dimensions on the job, and report any discrepancies to the Architect before proceeding with the work.

Do not scale this drawing.

REVISIONS AND ISSUES

REV	DESCRIPTION	DATE
1	ISSUED FOR TENDER	2018-03-01

MJMA
maclennan jaunkalns miller architects
425 adelaide street west level 6
toronto ontario m5v 3c1
416 593 6796
www.mjmarchitects.com

TEAL Architects+Planners
1660 Hollis Street, Suite 1101
Halifax, Nova Scotia B3J 1V7
www.tealarchitects.com

CAMPBELL COMEAU ENGINEERING LTD.
STRUCTURAL ENGINEERS
2719 GLADSTONE STREET, SUITE 110
HALIFAX NS, B3K 4W6
T: 902 429 5454 F:902 444 3099

Smith + Andersen
MECHANICAL ENGINEERS
500-4211 Yonge Street
Toronto, Ontario, M2P 2A9
T: 416 487 8151 F: 416 487 9104

Smith + Andersen
ELECTRICAL ENGINEERS
1969 Upper Water Street, Suite 1905
Halifax, Nova Scotia, B3J 3R7
T: 902 440 0981 F: 416 487 9104

Strum Consulting
CIVIL ENGINEERS
Rollside, 1355 Bedford Highway
Bedford, NS B4A 1C5
T: 902 835 5560 F: 902 835 5574

EAST HANTS
We live it!

Municipality of East Hants
Parks, Recreation and Culture
Lloyd E Matheson Centre
15 Commerce Court
Elmsdale, NS B2S 3K5
T: 902 883-7098

KEYPLAN

NORTH ARROW

PROJECT NORTH

PROFESSIONAL ENGINEER
PROVINCE OF NOVA SCOTIA
CANADA
W.Hughes
11340

Smith + Andersen
1969 Upper Water Street Suite 1905 Halifax Nova Scotia B3J 3R7
t 902 334 0335 f 416 487 9104 smithandandersen.com

PROJECT TITLE
East Hants Aquatic Centre

Commerce Court, Elmsdale, NS

DRAWING TITLE
ELECTRICAL SITE PLAN

SCALE
1 : 300

DATE
2017/04/20

PROJECT NUMBER
17079

DRAWING NUMBER
E100

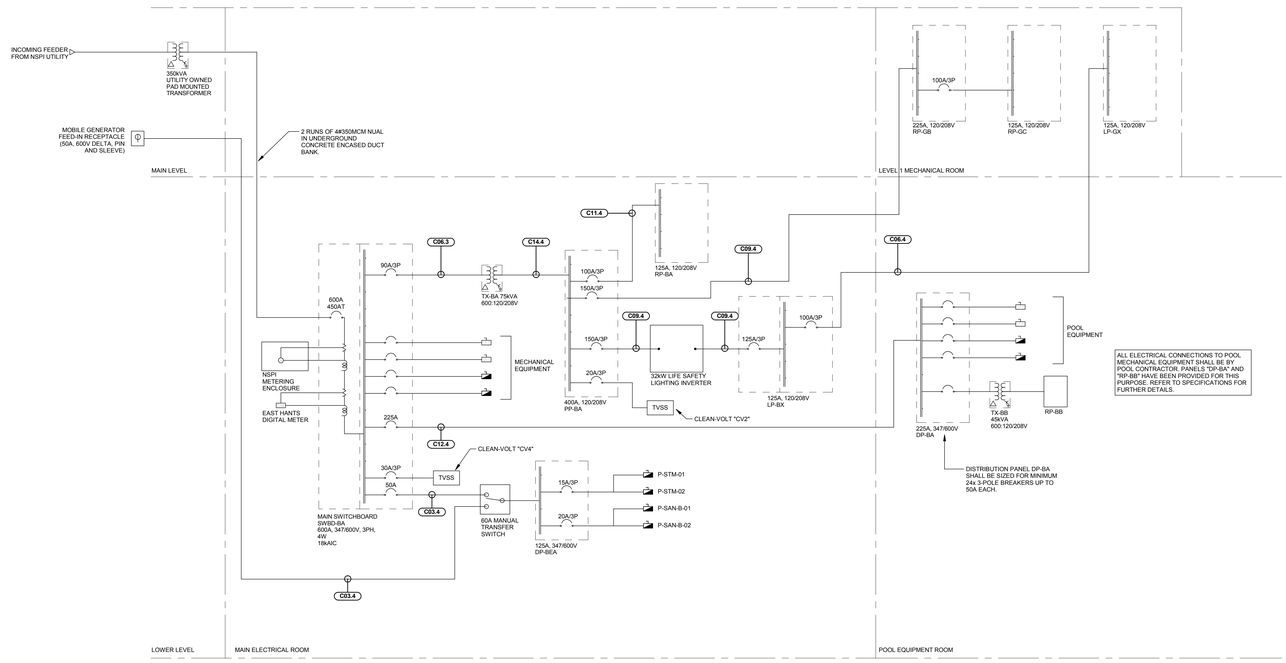

1 / E200 SINGLE LINE DIAGRAM
N.T.S.

COPPER FEEDER SCHEDULE
(PER TABLE 2 CEC (2015), 75C AND TABLE 6B, 1000V WITHOUT JACKET)

302 C — C-COPPER, A-ALUMINUM; FEEDER NUMBER; 3-(3WIRE+BOND), 4-(4WIRE+BOND), 5-(5WIRE+BOND)

* WHERE NO. 12 AND NO. 10 AWG ARE PROTECTED BY AN OVERCURRENT DEVICE, THE AMPACITY RATINGS ARE 20A AND 30A RESPECTIVELY.

			MAXIMUM CIRCUIT CAPACITY (PER 75°C COLUMN)			MAXIMUM CIRCUIT CAPACITY (PER 75°C/90°C COLUMN)	
FEEDER NO	NO. OF RUNS	CONDUCTOR SIZE + BONDING CONDUCTOR SIZE (AWG OR KCMIL) PER RUN	FEEDER AMPACITY FOR 3 AND 4 WIRE SYSTEMS	3 WIRE+BONDING CONDUCTOR CONDUIT SIZE PER RUN	4 WIRE+BONDING CONDUCTOR CONDUIT SIZE PER RUN	FEEDER AMPACITY FOR 5 WIRE SYSTEMS	5 WIRE (DOUBLE NEUTRAL)+BONDING CONDUCTOR (HARMONIC MITIGATING TRANSFORMERS) CONDUIT SIZE PER RUN
C01	1	#12 AWG + #12 AWG	25*	21 (3/4")	21 (3/4")	24*	21 (3/4")
C02	1	#10 AWG + #12 AWG	35*	21 (3/4")	27 (1")	32*	27 (1")
C03	1	#8 AWG + #10 AWG	50	27 (1")	27 (1")	44	27 (1")
C04	1	#6 AWG + #8 AWG	65	27 (1")	35 (1 1/4")	60	35 (1 1/4")
C05	1	#4 AWG + #6 AWG	85	35 (1 1/4")	41 (1 1/2")	76	41 (1 1/2")
C06	1	#3 AWG + #6 AWG	100	35 (1 1/4")	41 (1 1/2")	92	53 (2")
C07	1	#2 AWG + #6 AWG	115	41 (1 1/2")	41 (1 1/2")	104	53 (2")
C08	1	#1 AWG + #6 AWG	130	53 (2")	53 (2")	116	53 (2")
C09	1	#1/0 AWG + #6 AWG	150	53 (2")	53 (2")	136	63 (2 1/2")
C10	1	#2/0 AWG + #6 AWG	175	53 (2")	63 (2 1/2")	156	63 (2 1/2")
C11	1	#3/0 AWG + #4 AWG	200	63 (2 1/2")	63 (2 1/2")	180	78 (3")
C12	1	#4/0 AWG + #4 AWG	230	63 (2 1/2")	78 (3")	208	78 (3")
C13	1	250 KCMIL + #4 AWG	255	63 (2 1/2")	78 (3")	232	78 (3")
C14	1	300 KCMIL + #4 AWG	285	78 (3")	78 (3")	256	91 (3 1/2")
C15	2	#1/0 AWG + #6 AWG	300	53 (2")	53 (2")	272	63 (2 1/2")
C16	1	350 KCMIL + #3 AWG	310	78 (3")	91 (3 1/2")	280	91 (3 1/2")
C17	1	400 KCMIL + #3 AWG	335	78 (3")	91 (3 1/2")	304	103 (4")
C18	2	#2/0 AWG + #6 AWG	350	53 (2")	63 (2 1/2")	312	63 (2 1/2")
C19	1	500 KCMIL + #3 AWG	380	91 (3 1/2")	103 (4")	344	103 (4")
C20	2	#3/0 AWG + #4 AWG	400	63 (2 1/2")	63 (2 1/2")	360	78 (3")
C21	1	600 KCMIL + #2 AWG	420	91 (3 1/2")	103 (4")	380	116 (4 1/2")
C22	2	#4/0 AWG + #4 AWG	460	63 (2 1/2")	78 (3")	416	78 (3")
C23	1	750 KCMIL + #2 AWG	475	103 (4")	116 (4 1/2")	428	129 (5")
C24	2	250 KCMIL + #4 AWG	510	63 (2 1/2")	78 (3")	464	78 (3")
C25	1	1000 KCMIL + #1 AWG	545	116 (4 1/2")	129 (5")	492	155 (6")
C26	2	300 KCMIL + #4 AWG	570	78 (3")	78 (3")	512	91 (3 1/2")
C27	2	350 KCMIL + #3 AWG	620	78 (3")	91 (3 1/2")	560	91 (3 1/2")
C28	2	400 KCMIL + #3 AWG	670	78 (3")	91 (3 1/2")	608	103 (4")
C29	2	500 KCMIL + #3 AWG	760	91 (3 1/2")	103 (4")	688	103 (4")
C30	3	250 KCMIL + #4 AWG	765	63 (2 1/2")	78 (3")	696	78 (3")

GENERAL NOTES:

1. PROVIDE MINIMUM 10% SPACE IN ALL ELECTRICAL PANELS. PROVIDE MINIMUM 10% SPARES OF 20A BREAKERS FOR LIGHTING PANELS OR 15A BREAKERS FOR RECEPTACLE PANELS. REFER TO PANEL SCHEDULE FOR QUANTITY AND SIZE OF SPARES.
2. PROVIDE MEASUREMENT CANADA APPROVED REVENUE GRADE METER.
3. ELECTRICAL CONTRACTOR TO SUBMIT ELECTRICAL POWER SYSTEMS STUDY, AND SWITCHBOARD SHOP DRAWINGS TO LOCAL UTILITY FOR REVIEW AND APPROVAL PRIOR TO ORDERING OF ANY DISTRIBUTION EQUIPMENT.
4. VFD'S AND ASSOCIATED HARMONIC FILTERS SUPPLIED BY MECHANICAL CONTRACTOR. ALL LINE AND LOAD SIDE WIRING OF VFD'S AND ASSOCIATED HARMONIC FILTERS TO BE BY ELECTRICAL CONTRACTOR. COORDINATE EXACT LOCATIONS ON-SITE WITH MECHANICAL CONTRACTOR PRIOR TO ROUGH-IN AND INSTALLATION. TYPICAL.
5. PROVIDE 1 HR RATED CABLE FOR ALL CONNECTIONS WITHIN LIFE SAFETY BRANCHES.
6. PROVIDE 41mm (1-1/2") CONDUIT FOR CT SECONDARY WIRES TO METER ASSEMBLIES. TYPICAL.

NOTES
N-1 DETAIL IS DIAGRAMMATIC. READ IN CONJUNCTION WITH PLAN DRAWINGS AND SPECIFICATIONS
N-2 PROVIDE A MINIMUM TWO (2) #6 AWG GROUND CONNECTIONS FROM GROUND RODS TO MAIN ELECTRICAL ROOM GROUNDING BAR
N-3 ALL ELECTRICAL GROUND BARS TO BE CONNECTED WITH MINIMUM #6 AWG AND COMMUNICATIONS GROUND BARS WITH MINIMUM #3/0 AWG UNLESS OTHERWISE
N-4 PROVIDE GROUND CONNECTION TO MAIN WATER PIPE AND MAIN GAS PIPE.
N-5 POOL EQUIPMENT BONDING LOOP: ALL STEEL WITHIN 3m OF POOL TO BE BONDED TO POOL BONDING LOOP.

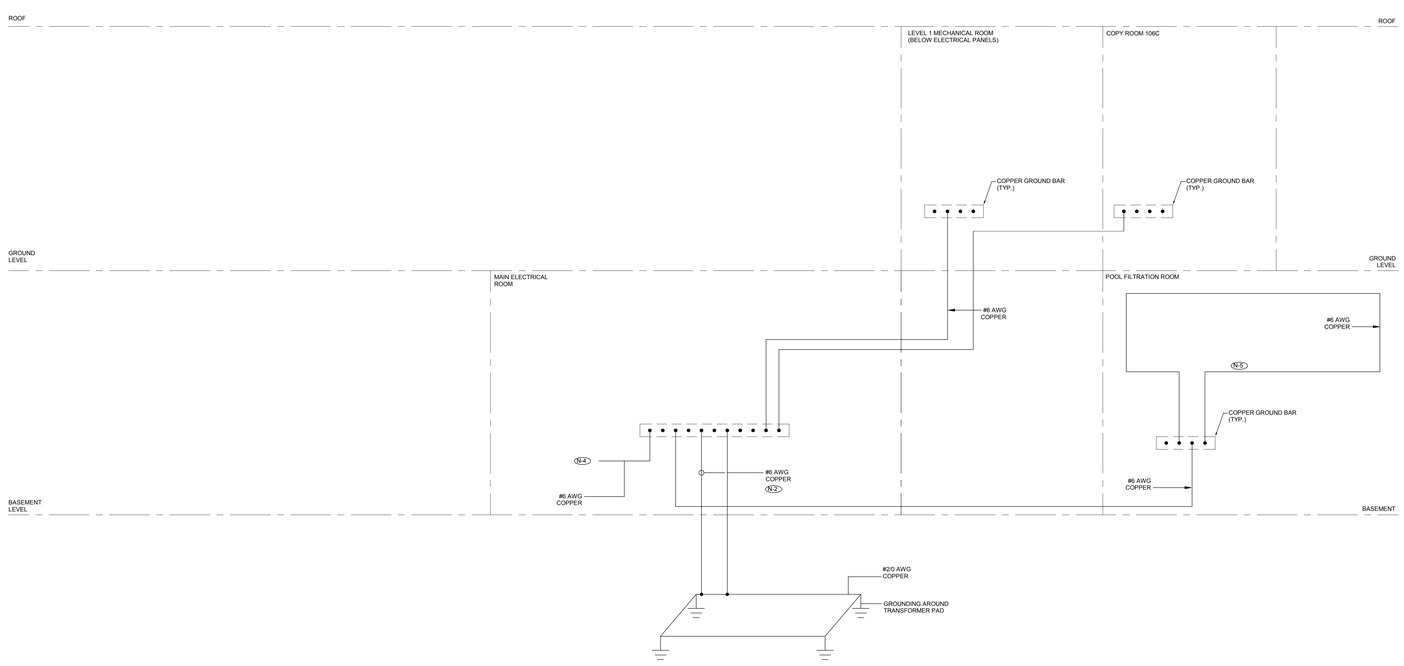

2 / E200 GROUNDING RISER DIAGRAM
N.T.S.

Contractor must check and verify all dimensions on the job, and report any discrepancies to the Architect before proceeding with the work.

Do not scale this drawing.

REVISIONS AND ISSUES

REV	DESCRIPTION	DATE
1	ISSUED FOR TENDER	2018-03-01

MJMA
maclennan jaunkalns miller architects
425 adelaide street west level 6
toronto ontario m5v 3c1
416 593 6796
www.mjmarchitects.com

TEAL Architects+Planners
1660 Hollis Street, Suite 1101
Halifax, Nova Scotia B3J 1V7
www.tealarchitects.com

CAMPBELL COMEAU ENGINEERING LTD.
STRUCTURAL ENGINEERS
2719 GLADSTONE STREET, SUITE 110
HALIFAX NS, B3K 4W6
T: 902 429 5454 F:902 444 3099

Smith + Andersen
MECHANICAL ENGINEERS
500-4211 Yonge Street
Toronto, Ontario, M2P 2A9
T: 416 487 8151 F: 416 487 9104

Smith + Andersen
ELECTRICAL ENGINEERS
1969 Upper Water Street, Suite 1905
Halifax, Nova Scotia, B3J 3R7
T: 902 440 0981 F: 416 487 9104

Strum Consulting
CIVIL ENGINEERS
Rollside, 1355 Bedford Highway
Bedford, NS B4A 1C5
T: 902 835 5560 F: 902 835 5574

EAST HANTS
We live it!

Municipality of East Hants
Parks, Recreation and Culture
Lloyd E Matheson Centre
15 Commerce Court
Elmsdale, NS B2S 3K5
T: 902 883-7098

KEYPLAN

NORTH ARROW

PROFESSIONAL ENGINEER — PROVINCE OF NOVA SCOTIA — DATE 2018-03-01 — E.M. Hughes — 11340

Smith + Andersen
1969 Upper Water Street Suite 1905 Halifax Nova Scotia B3J 3R7
t 902 334 0335 f 416 487 9104 smithandandersen.com

PROJECT TITLE
East Hants Aquatic Centre
Commerce Court, Elmsdale, NS

DRAWING TITLE
SINGLE LINE AND GROUNDING RISER DIAGRAM

SCALE 1 : 100
DATE 2017/04/20
PROJECT NUMBER 17079
DRAWING NUMBER E200

2/27/2018 12:04:43 PM
A:\BIM\17009-EHAQ\17079_EAST HANTS_ELECTRICAL_CENTRAL.rvt

NOTES:

N-1 RISER IS DIAGRAMMATIC ONLY. ALL INITIATING CIRCUITS TO BE CLASS A WIRING. ALL SIGNAL CIRCUITS TO BE CLASS B WIRING. PROVIDE ALL MONITORING AND CONTROL MODULES AS PER MANUFACTURER'S INSTALLATION REQUIREMENTS. PROVIDE ISOLATOR MODULES ON BOTH SIDES OF ALL FIRE ALARM ZONE SEPARATION CROSSINGS FOR CLASS-A ADDRESSABLE LOOPS, AS PER CAN-ULC-S524-14.

N-2 REFER TO FIRE ALARM SCHEDULE FOR ALL TIE-INS (FIRE ALARM SHUTDOWN, START-UP, MANUAL ON SWITCHES FOR SMOKE CONTROL, ETC.)

N-3 PULL STATIONS IN PUBLIC AREAS ARE TO BE COMPLETE WITH A CLEAR LEXAN POLYCARBONATE HINGED SHIELD AND FRAME.

N-4 ALL INITIATING DEVICES TO BE CLASS A WIRING. ALL SIGNAL CIRCUITS TO BE CLASS B WIRING. HORNS AND HORN/STROBES TO BE WIRED ON A-B CIRCUITS. PROVIDE MINIMUM OF TWO SIGNAL CIRCUITS PER FLOOR OR ADDITIONAL CIRCUITS AS REQUIRED.

N-5 STROBE LIGHTS TO BE SEPARATELY CIRCUITED AND SYNCHRONIZED PER ULC STANDARDS.

N-6 ALARM ZONING TO FOLLOW SPRINKLER ZONES WITH THE ADDITION OF ZONES INDICATED ON FIRE ALARM DRAWINGS.

N-7 BREAKER IN PANELBOARD FEEDING FIRE ALARM TO BE PAINTED RED WITH LOCK OFF.

N-8 REFER TO FLOOR PLANS FOR EXACT LOCATIONS AND QUANTITIES.

N-9 RESERVED.

N-10 ALL FIRE ALARM END-OF-LINE DEVICES TO BE INSTALLED IN SERVICE ROOMS FOR EASE OF ACCESSIBILITY AND MAINTENANCE FOR ANNUAL VERIFICATION AND INSPECTIONS PURPOSES. ELECTRICAL CONTRACTOR TO COORDINATE EXACT LOCATIONS ON SITE WITH CONSULTANT. FIRE ALARM CONTRACTOR AND SUPPLIER PRIOR TO INSTALLATION. TYPICAL.

N-11 RESERVED.

N-12 RESERVED.

N-13 RESERVED.

N-14 LOCATE THE CEILING MOUNTED DEVICES TO SUIT THE CONDITION ON SITE. ADJUST POSITION OF ANY DEVICE IN ACCORDANCE WITH ANY SITE INTERFERENCE.

N-15 HORNS AND HORN/STROBES LOCATED IN THE MECHANICAL ROOMS SHALL BE POSITIONED SUCH THAT THEY ARE ACCESSIBLE/VISANLE UPON FINAL INSTALLATION OF ROOM SERVICES.

N-16 LOOP ISOLATORS MODULES ARE TO BE INSTALLED IN ACCORDANCE WITH CAN-ULC-S524 REQUIREMENTS.

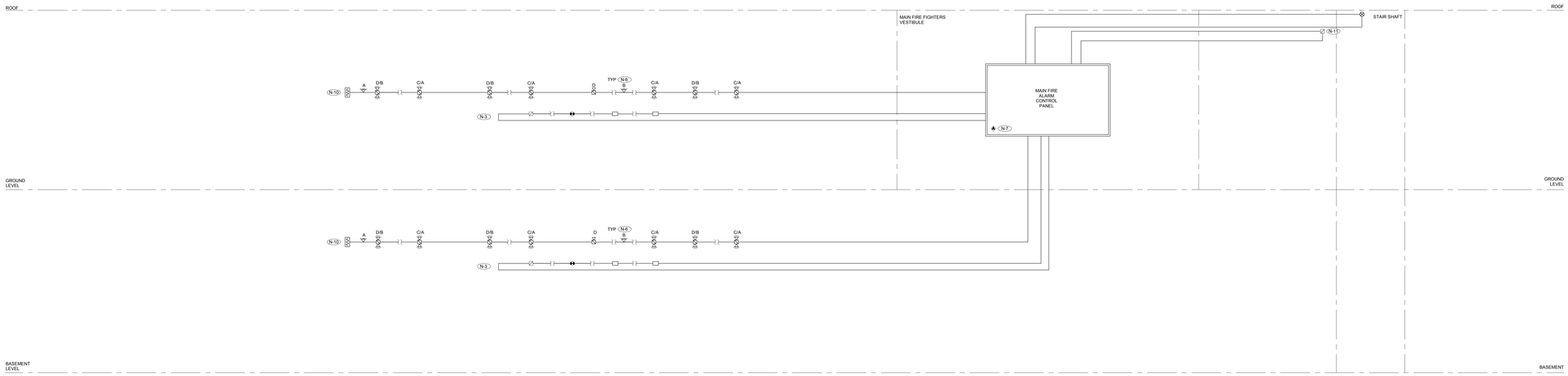

1 / E201 FIRE ALARM RISER DIAGRAM
N.T.S.

GENERAL NOTES:

1. RISER IS DIAGRAMMATIC, REFER TO FLOOR PLANS FOR EXACT QUANTITY OF DEVICES.

2. COORDINATE EXACT LOCATION AND TERMINATION REQUIREMENTS WITH COMMUNICATIONS CONTRACTOR ON SITE PRIOR TO INSTALLATION.

3. THESE DRAWINGS ARE TO BE READ IN CONJUNCTION WITH ALL ARCHITECTURAL AND ELECTRICAL DRAWINGS INCLUDED IN THIS PACKAGE. COMMUNICATIONS CONTRACTOR IS TO REFER TO ALL DISCIPLINE DRAWINGS FOR INFORMATION REGARDING ROUTING, TERMINATIONS, COORDINATION FOR ALL HORIZONTAL DATA CABLING AND FOR DIMENSIONS, HEIGHTS, CONSTRUCTION DETAILING, FINISHES AND COLORS.

4. PROVIDE NYLON PULL STRINGS IN ALL CONDUIT TO ALLOW FOR FUTURE ADDITIONS TO THE UNDERGROUND CONDUIT.

CABLE BACKBONES FROM LEMC
1 x 12-STRAND OM4 MULTI-MODE FIBRE

CABLE BACKBONES FROM POLE
25 PAIR CAT6 CABLE (VOICE)
RG11/U CABLE (TELEVISION)

DRAWING NOTES:

N-1 100MM (4") CONDUIT FOR FIBRE CABLES.

N-2 100MM (4") CONDUIT FOR COPPER CABLE.

N-3 TWO (2) 104mm (4") UNDERGROUND DUCTS FROM THE LEMC BUILDING TO THE COPY ROOM. PROVIDE CABLE BACKBONES AS INDICATED IN TABLE "CABLE BACKBONES FROM LEMC".

N-3A TWO (2) 104mm (4") UNDERGROUND DUCTS FROM THE UTILITY POLE TO THE COPY ROOM. PROVIDE CABLE BACKBONES AS INDICATED IN TABLE "CABLE BACKBONES FROM POLE".

N-4 PROVIDE REQUIRED COMMUNICATION ZONE FOR QUANTITY OF DEVICES SHOWN ON POWER AND SYSTEMS PLANS.

N-5 MAXIMUM OF TEN (10) DATA OUTLETS PER COMMUNICATION ZONE.

N-6 ALL CONDUITS ARE TO BE SIZED AS PER BELOW:

CONDUIT INSIDE DIAMETER CAPACITY	TRADE SIZE	NO. OF MAXIMUM CAT. 6 CABLES
27	1	3
35	1-1/4	6
41	1-1/2	8
53	2	15
63	2-1/2	24
75	3	34
91	3-1/2	47
102	4	61

N-7 PULL BOXES SHOULD BE PLACED IN SECTIONS OF CONDUIT THAT ARE:

1- 30m (100 FEET) OR LONGER.
2- CONTAIN MORE THAN TWO 90 DEGREE BENDS.
3- CONTAIN A REVERSE BEND.

A PULL POINT OR PULL BOX SHOULD NOT BE USED IN LIEU OF A BEND. CONDUITS THAT ENTER THE PULL POINT OR PULL BOX FROM OPPOSITE ENDS WITH EACH OTHER SHOULD BE ALIGNED.

USE THE TABLE BELOW TO SELECT THE PROPER SIZE OF PULL BOX.

MINIMUM SPACE REQUIREMENTS IN PULL BOXES HAVING ONE CONDUIT EACH IN OPPOSITE ENDS OF THE BOX:				
CONDUIT TRADE SIZE mm (IN)	WIDTH mm (IN)	LENGTH mm (IN)	DEPTH mm (IN)	WIDTH INCREASE FOR ADDITIONAL CONDUIT mm (IN)
27 (1)	100 (4)	405 (16)	75 (3)	50 (2)
35 (1-1/4)	150 (6)	510 (20)	75 (3)	75 (3)
41 (1-1/2)	200 (8)	686 (27)	100 (4)	100 (4)
53 (2)	200 (8)	900 (36)	100 (4)	125 (5)
63 (2-1/2)	255 (10)	1067 (42)	125 (5)	150 (6)
75 (3)	300 (12)	1220 (48)	125 (5)	150 (6)
91 (3-1/2)	300 (12)	1370 (54)	150 (6)	150 (6)
102 (4)	375 (15)	1525 (60)	200 (8)	200 (8)

N-8 PROVIDE ANALOG VOICE BIX PANEL AND CAT-6 VOICE CABLING FROM BIX PANEL TO FIRE ALARM CONTROL PANEL.

N-9 PROVIDE RG-6/U CABLE TV CABLE FROM CATV SPLITTER TO EACH CATV OUTLET BOX LOCATION COMPLETE WITH TERMINATIONS FOR FINAL CONNECTIONS.

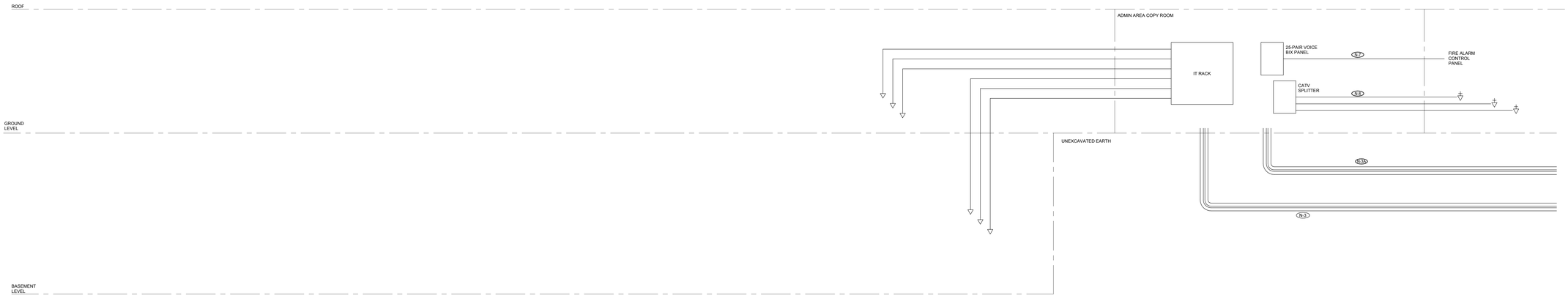

2 / E201 COMMUNICATIONS RISER DIAGRAM
N.T.S.

2/27/2018 12:04:04 PM
A:\Bdc//1609-EHAC/1079_EAST HANTS_ELECTRICAL_CENTRAL.rvt

Contractor must check and verify all dimensions on the job, and report any discrepancies to the Architect before proceeding with the work.

Do not scale this drawing.

REVISIONS AND ISSUES

REV	DESCRIPTION	DATE
1	ISSUED FOR TENDER	2018-03-01

MJMA
maclennan jaunkalns miller architects
425 adelaide street west level 6
toronto ontario m5v 3c1
416 593 6796
www.mjmarchitects.com

TEAL Architects+Planners
1660 Hollis Street, Suite 1101
Halifax, Nova Scotia B3J 1V7
www.tealarchitects.com

CAMPBELL COMEAU ENGINEERING LTD.
STRUCTURAL ENGINEERS
2719 GLADSTONE STREET, SUITE 110
HALIFAX NS, B3K 4W6
T: 902 429 5454 F:902 444 3099

Smith + Andersen
MECHANICAL ENGINEERS
500-4211 Yonge Street
Toronto, Ontario, M2P 2A9
T: 416 487 8151 F: 416 487 9104

Smith + Andersen
ELECTRICAL ENGINEERS
1969 Upper Water Street, Suite 1905
Halifax, Nova Scotia, B3J 3R7
T: 902 440 0981 F: 416 487 9104

Strum Consulting
CIVIL ENGINEERS
Rolliside, 1355 Bedford Highway
Bedford, NS B4A 1C5
T: 902 835 5560 F: 902 835 5574

EAST HANTS
We live it!

Municipality of East Hants
Parks, Recreation and Culture
Lloyd E Matheson Centre
15 Commerce Court
Elmsdale, NS B2S 3K5
T: 902 883-7098

KEYPLAN

NORTH ARROW

PROJECT N

REGISTERED PROFESSIONAL ENGINEER
DATE 2018-03-01
T.R. Hughes
11340
PROVINCE OF NOVA SCOTIA

Smith + Andersen
1969 Upper Water Street Suite 1905 Halifax Nova Scotia B3J 3R7
t 902 334 0335 f 416 487 9104 smithandandersen.com

PROJECT TITLE
East Hants Aquatic Centre

Commerce Court, Elmsdale, NS

DRAWING TITLE
FIRE ALARM RISER AND COMMUNICATIONS RISER

SCALE
1 : 100

DATE
2017/04/20

PROJECT NUMBER
17079

DRAWING NUMBER
E201

GENERAL NOTES:

1. RISER IS DIAGRAMMATIC, REFER TO FLOOR PLANS FOR EXACT QUANTITY OF DEVICES.

2. ALL SECURITY CONDUIT SHALL BE SUPPLIED AND INSTALLED BY DIVISION 26. CAT6 CABLING SHALL ALSO BE PROVIDED BY DIVISION 26 CONTRACTOR. ALL SECURITY HARDWARE AND WIRING SHALL BE BY THE SECURITY CONTRACTOR.

3. THIS DRAWING SHALL BE READ IN CONJUNCTION WITH DOOR HARDWARE SCHEDULE, ARCHITECTURAL AND ELECTRICAL DRAWINGS INCLUDED IN THE PACKAGE.

4. COORDINATE EXACT LOCATION OF ALL DEVICES ON SITE WITH OTHER TRADES.

6. COORDINATE EXACT MOUNTING HEIGHTS AND LOCATIONS OF CCTV CAMERAS ON SITE WITH ELECTRICAL CONTRACTOR. PROVIDE ALL MOUNTING BRACKETS TO ENSURE THAT ALL OBSTRUCTIONS ARE AVOIDED AND CLEAR VIEW OF TARGET AREA IS ATTAINED.

DRAWING NOTES:

N-1 RESERVED.

N-2 RESERVED.

N-3 RESERVED.

N-4 RESERVED.

N-5 CAT6 PATCH PANEL LOCATED IN MAIN COMMUNICATIONS RACK (COPY ROOM 106B).

N-6 RESERVED.

N-7 RESERVED.

N-8 RESERVED.

N-9 INTRUSION PANEL AND ZONE EXPANDERS BY SECURITY CONTRACTOR. QUANTITY OF PANELS SHOWN REPRESENT GENERAL CONNECTIVITY. SECURITY CONTRACTOR SHALL PROVIDE INTRUSION PANELS AND ZONE EXPANDERS AS REQUIRED FOR COMPLETE OPERATION OF ALL INTRUSION SYSTEM DEVICES.

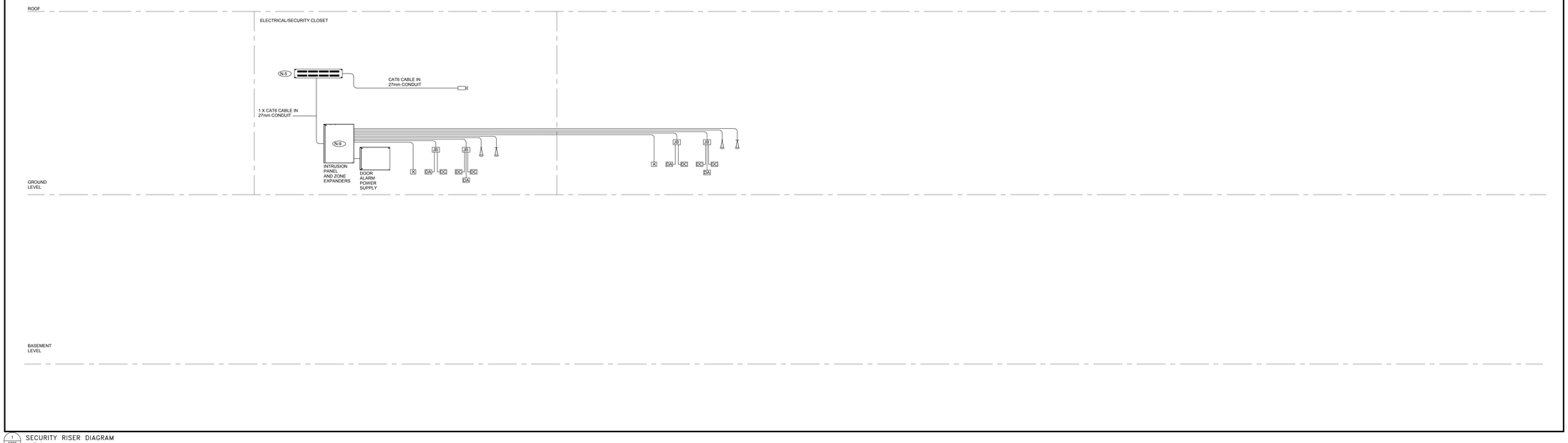

1 / E202 SECURITY RISER DIAGRAM
N.T.S.

GENERAL NOTES:

1. SCHEMATIC IS DIAGRAMMATIC ONLY AND SHOWS DESIGN INTENT. LIGHTING CONTROL SYSTEM TO COME COMPLETE WITH ALL REQUIRED ACCESSORIES AND DEVICES FOR A FULLY FUNCTIONING SYSTEM AS OUTLINED IN THE PLAN DRAWINGS, SPECIFICATIONS, SEQUENCE OF OPERATION SCHEDULE AND DETAILS. NOTE THAT ALL DEVICES SHOWN IN TYPICAL SCHEMATIC MAY NOT APPLY FOR A FULLY FUNCTIONING SYSTEM. CONTRACTOR TO REVIEW LUMINAIRE SCHEDULE AND ENSURE COMPATIBILITY BETWEEN DRIVERS AND LIGHTING CONTROL SYSTEM.

2. FOR ANY FORWARD/REVERSE PHASE, 3-WIRE, 0-10V AND SWITCHING LED DRIVERS, VERIFY THE NUMBER OF DRIVERS SUPPORTED ON EACH DEVICE.

3. LIGHTING CONTROL SYSTEM SHALL BE FULLY INTEGRATED WITH THE BUILDING AUTOMATION SYSTEM FOR SCHEDULING AND GRAPHICS SUPPORT. VERIFY ALL SYSTEM REQUIREMENTS WITH MANUFACTURER'S REPRESENTATIVE TO ACHEIVE THIS FUNCTION.

4. PROVIDE FIRE ALARM RELAY THAT TRIGGERS ALL LIGHTING ZONES TO 50% OUTPUT UPON FIRE ALARM.

5. ALL MODEL NUMBERS ARE BASED OFF OF WATTSTOPPER DLM LIGHTING CONTROL SYSTEM AS BASIS OF DESIGN. ALTERNATE CONTROL SYSTEMS WILL BE CONSIDERED.

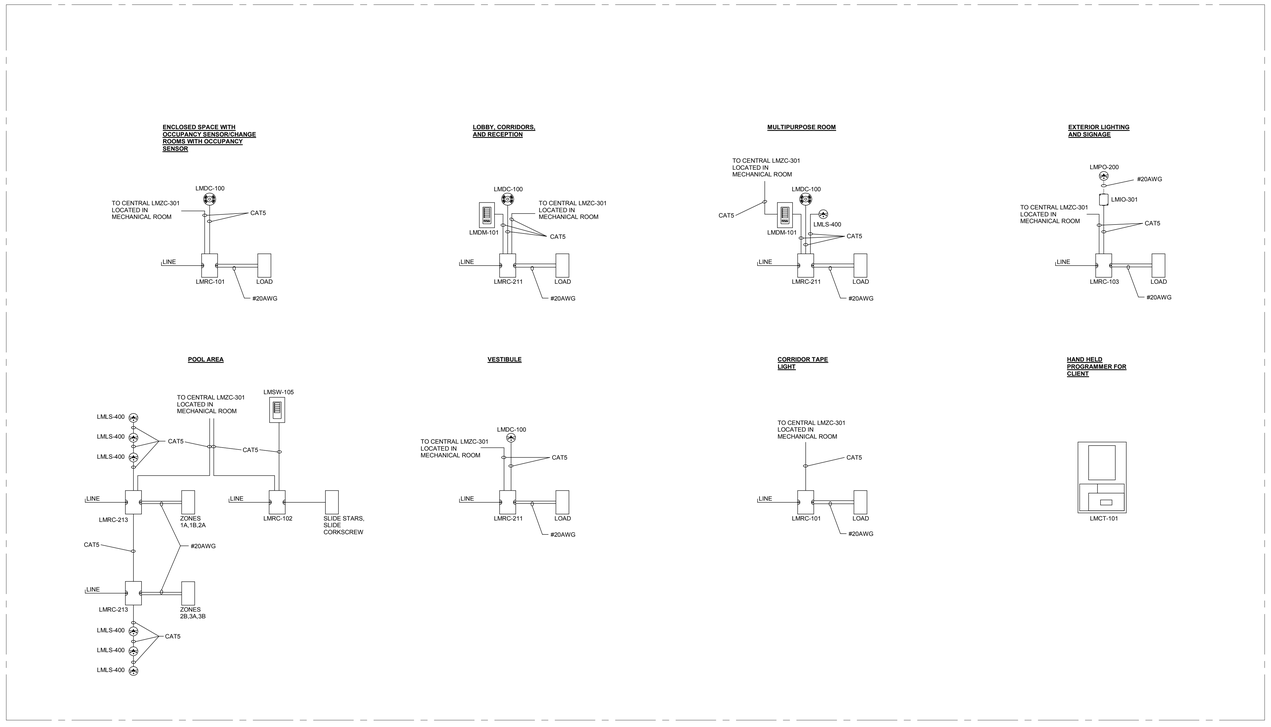

DRAWING NOTES:

N-1 RISER IS DIAGRAMMATIC ONLY. REFER TO FLOOR PLANS FOR EXACT LOCATION AND QUANTITIES OF DEVICES.

N-2 COORDINATE ALL LIGHTING CONTROLS REQUIREMENTS WITH MANUFACTURER'S REPRESENTATIVE PRIOR TO ORDERING.

N-3 ELECTRICAL CONTRACTOR SHALL PROVIDE QUANTITY OF THE FOLLOWING. LIGHTING CONTROLS EQUIPMENT TO SUIT QUANTITY OF DIMMABLE LIGHTING FIXTURES AND DIMMED/NON-DIMMED LIGHTING ZONES SHOWN ON DRAWINGS:

1. LIGHTING CONTROLLERS/PHOTOCELL CONTROLLERS (LMRC, LMIO)
2. OCCUPANCY SENSORS, DAYLIGHT SENSORS, PHOTOCELLS (LMDC, LMLS, LMPO)
3. WALLPOD SWITCHES AND DIMMERS (LMDM, LMSW)
4. LIGHTING CONTROLLER HUBS AND PROGRAMMER (LMDC, LMCT)

N-4 REFER TO LIGHTING FLOOR PLANS FOR EXACT QUANTITY OF CONTROL STATIONS, OCCUPANCY SENSORS, DAYLIGHT SENSORS & I/O CONTROL INTERFACES.

N-5 REFER TO LUMINAIRE SCHEDULE FOR LED LIGHTING FIXTURES DRIVER TYPE.

N-6 PROVIDE 0-10V WIRING TO ALL 0-10V DIMMABLE LIGHTING FIXTURES WITHIN DIMMED ZONES SHOWN ON DRAWINGS.

2 / E202 LIGHTING CONTROL SCHEMATIC
N.T.S.

2/27/2018 12:04:04 PM
A:\BIM2/1608-EMAC/17079_EAST HANTS_ELECTRICAL_CENTRAL.rvt

Contractor must check and verify all dimensions on the job, and report any discrepancies to the Architect before proceeding with the work.

Do not scale this drawing.

REVISIONS AND ISSUES

REV	DESCRIPTION	DATE
1	ISSUED FOR TENDER	2018-03-01

MJMA
maclennan jaunkalns miller architects
425 adelaide street west level 6
toronto ontario m5v 3c1
416 593 6796
www.mjmarchitects.com

TEAL Architects+Planners
1660 Hollis Street, Suite 1101
Halifax, Nova Scotia B3J 1V7
www.tealarchitects.com

CAMPBELL COMEAU ENGINEERING LTD.
STRUCTURAL ENGINEERS
2719 GLADSTONE STREET, SUITE 110
HALIFAX NS, B3K 4W6
T: 902 429 5454 F:902 444 3099

Smith + Andersen
MECHANICAL ENGINEERS
500-4211 Yonge Street
Toronto, Ontario, M2P 2A9
T: 416 487 8151 F: 416 487 9104

Smith + Andersen
ELECTRICAL ENGINEERS
1969 Upper Water Street, Suite 1905
Halifax, Nova Scotia, B3J 3R7
T: 902 440 0981 F: 416 487 9104

Strum Consulting
CIVIL ENGINEERS
Rollside, 1355 Bedford Highway
Bedford, NS B4A 1C5
T: 902 835 5560 F: 902 835 5574

EAST HANTS
We live it!

Municipality of East Hants
Parks, Recreation and Culture
Lloyd E Matheson Centre
15 Commerce Court
Elmsdale, NS B2S 3K5
T: 902 883-7098

KEYPLAN

NORTH ARROW

PROFESSIONAL ENGINEER
DATE 2018-03-01
R. Hughes
11340
PROVINCE OF NOVA SCOTIA

Smith + Andersen
1969 Upper Water Street Suite 1905 Halifax Nova Scotia B3J 3R7
t 902 334 0335 f 416 487 9104 smithandandersen.com

PROJECT TITLE
East Hants Aquatic Centre

Commerce Court, Elmsdale, NS

DRAWING TITLE
SECURITY RISER AND LIGHTING CONTROL SCHEMATIC

SCALE
1 : 100

DATE
2017/04/20

PROJECT NUMBER
17079

DRAWING NUMBER
E202

GENERAL NOTES:

1. ALL COMMUNICATIONS OUTLETS SHALL BE PROVIDED WITH ONE DATA DROP UNLESS OTHERWISE NOTED.

DRAWING NOTES:

N-1 RESERVED.

N-2 PROVIDE 20m, 600V, 50A TECK "EXTENSION CORD" FOR GENERATOR HOOKUP. MALE END TO BE PIN-AND-SLEEVE TYPE PLUG SUITABLE FOR CONNECTION TO BUILDING MOUNTED GENERATOR FEED IN RECEPTACLE. FEMALE END SHALL BE COORDINATED WITH EAST HANTS PORTABLE GENERATOR CONNECTION TYPE. CORD SHALL BE TURNED OVER TO OWNER FOR STORAGE UNTIL REQUIRED.

N-3 PROVIDE 21mm CONDUIT FROM AV RACK LOCATION IN GUARD ROOM TO EACH SPEAKER LOCATION WITHIN THE NATATORIUM. CONDUIT SHALL BE RUN WITHIN THE GYPSUM BOARD BULKHEAD AROUND THE PERIMETER OF THE NATATOIUM FOR THE SPEAKER LOCATIONS ON THE EAST SIDE OF THE POOL. PROVIDE A RECESSED OUTLET BOX AT EACH SPEAKER LOCATION AND A NYLON PULL STRING IN ALL EMPTY CONDUIT. TYPICAL OF SIX (6) SPEAKER LOCATIONS.

N-4 PROVIDE PANIC ALARM SYSTEM COMPLETE WITH ALL ASSOCIATED DEVICES AND HARDWARE FOR A COMPLETE FUNCTIONAL SYSTEM, INCLUDING PANIC BUTTON/PULL STRING, CONTROLS AND REMOTE VISUAL NOTIFICATION (STROBE LIGHTS, 2 PER WASHROOM). TYPICAL OF THREE (3) BARRIER FREE WASHROOMS.

N-5 PROVIDE CAST-IN-PLACE RECESSED FLOOR BOX IN MULTIPURPOSE ROOM IN APPROXIMATE LOCATION SHOWN. CONFIRM FINAL LOCATION WITH CONSULTANTS PRIOR TO CONCRETE POUR. FLOOR BOX SHALL BE LEGRAND EVOLUTION SERIES 4-GANG BOX "EBF4SC1xx" (CONFIRM COLOUR w CONSULTANT). PROVIDE TWO DUPLEX RECEPTACLES, ONE COMMUNICATIONS FACEPLATE, AND ONE AV FACEPLATE. ENSURE DIVIDER IS INSTALLED BETWEEN LINE VOLTAGE AND LOW VOLTAGE COMPARTMENTS.



1 / E300 BASEMENT – POWER AND SYSTEMS
1 : 100

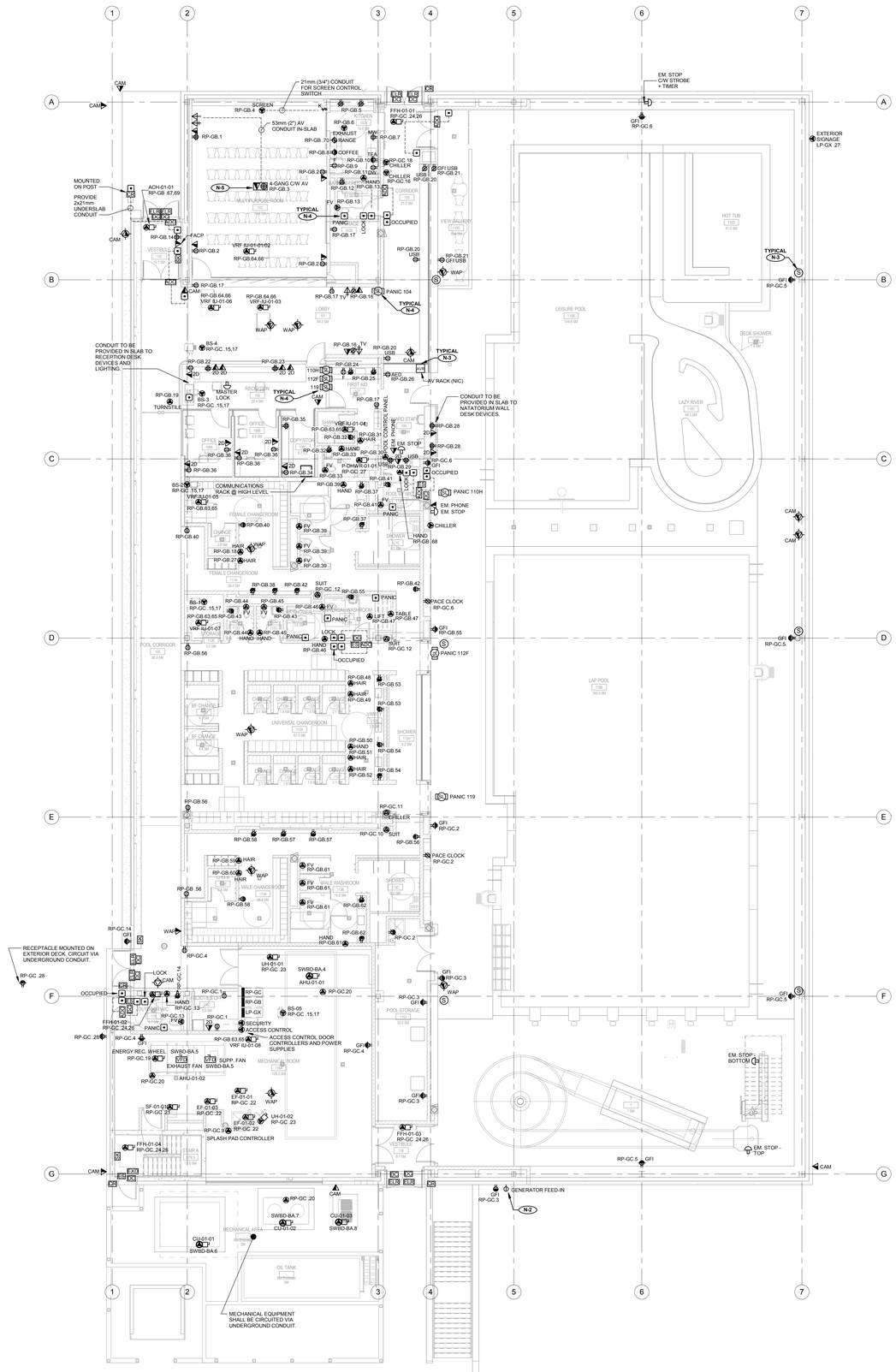

2 / E300 LEVEL 1 – POWER AND SYSTEMS
1 : 100

Contractor must check and verify all dimensions on the job, and report any discrepancies to the Architect before proceeding with the work.

Do not scale this drawing.

REVISIONS AND ISSUES

REV	DESCRIPTION	DATE
1	ISSUED FOR TENDER	2018-03-01

MJMA
maclennan jaunkalns miller architects
425 adelaide street west level 6
toronto ontario m5v 3c1
416 593 6796
www.mjmarchitects.com

TEAL Architects+Planners
1660 Hollis Street, Suite 1101
Halifax, Nova Scotia B3J 1V7
www.tealarchitects.com

CAMPBELL COMEAU ENGINEERING LTD.
STRUCTURAL ENGINEERS
2719 GLADSTONE STREET, SUITE 110
HALIFAX NS, B3K 4W6
T: 902 429 5454 F:902 444 3099

Smith + Andersen
MECHANICAL ENGINEERS
500-4211 Yonge Street
Toronto, Ontario, M2P 2A9
T: 416 487 8151 F: 416 487 9104

Smith + Andersen
ELECTRICAL ENGINEERS
1969 Upper Water Street, Suite 1905
Halifax, Nova Scotia, B3J 3R7
T: 902 440 0981 F: 416 487 9104

Strum Consulting
CIVIL ENGINEERS
Rolliside, 1355 Bedford Highway
Bedford, NS B4A 1C5
T: 902 835 5560 F: 902 835 5574

EAST HANTS
We live it!

Municipality of East Hants
Parks, Recreation and Culture
Lloyd E Matheson Centre
15 Commerce Court
Elmsdale, NS B2S 3K5
T: 902 883-7098

KEYPLAN

NORTH ARROW

PROFESSIONAL ENGINEER — NOVA SCOTIA — DATE 2018-03-01 — R. Hughes — 11340

Smith + Andersen
1969 Upper Water Street Suite 1905 Halifax Nova Scotia B3J 3R7
t 902 334 0335 f 416 487 9104 smithandandersen.com

PROJECT TITLE
East Hants Aquatic Centre
Commerce Court, Elmsdale, NS

DRAWING TITLE
POWER AND SYSTEMS

SCALE
1 : 100

DATE
2017/04/20

PROJECT NUMBER
17079

DRAWING NUMBER
E300

2/27/2018 12:11:29 PM
A:\MJC/1609-EHAC/1709_EAST HANTS_ELECTRICAL_CENTRAL.rvt

GENERAL NOTES:

1. RESERVED
2. RESERVED
3. RESERVED

DRAWING NOTES

N.1 LINEAR FIXTURES TO BE CONTINUOUS WITH NOMINAL LENGHTS AS NOTED. FOR EXAMPLE, TYPE L2-12 INDICATED TYPE L2 FIXTURE WITH 12 FOOT CONTINUOUS RUN LENGTH. TYPICAL FOR FIXTURE TYPES WITH NO LENGHT INDICATED, FIXTURE IS TO BE NOMINAL 4 FOOT LENGTH.

N.2 FOR TYPE L1: FIXTURES IN POOL, EACH 8 FT FIXTURE IS TO BE MOUNTED ON BRACKET PROVIDED TO PROVIDE CONTINUOUS ILLUMINATED APPEARANCE. REFER TO ARCHITECTURAL ELEVATIONS FOR DETAILED MOUNTING DIMENSIONS. TYPICAL FOR TYPE L1.

N.3 FOR TYPE L2A' FIXTURES IN MULTIPURPOSE ROOM AND VAULTED CORRIDOR CEILING, THE EXACT FIXTURE LENGTHS SHALL BE CUSTOM BUILT IN ONE INCH (1") INCREMENTS TO SUIT CEILING DIMENSIONS. MANUFACTURER TO PROVIDE CUSTOM BRACKETS SUITABLE FOR INTERFACING WITH RECESSED HUNTER DOUGLAS CEILING TYPE. REFER TO ARCHITECTURAL DETAILS FOR EXACT MOUNTING REQUIREMENTS.

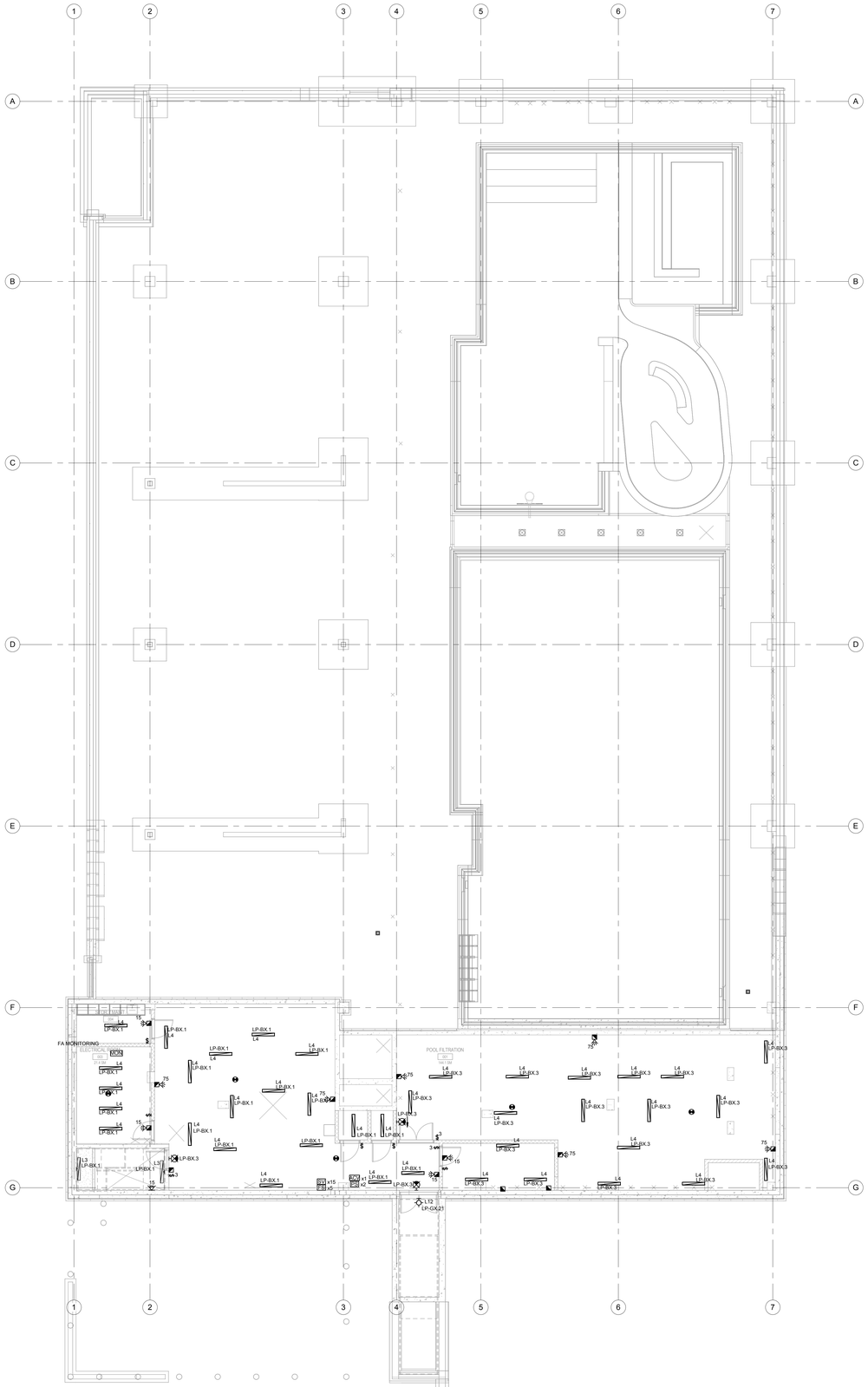

1 E400 BASEMENT – LIGHTING AND FIRE ALARM
1 : 100

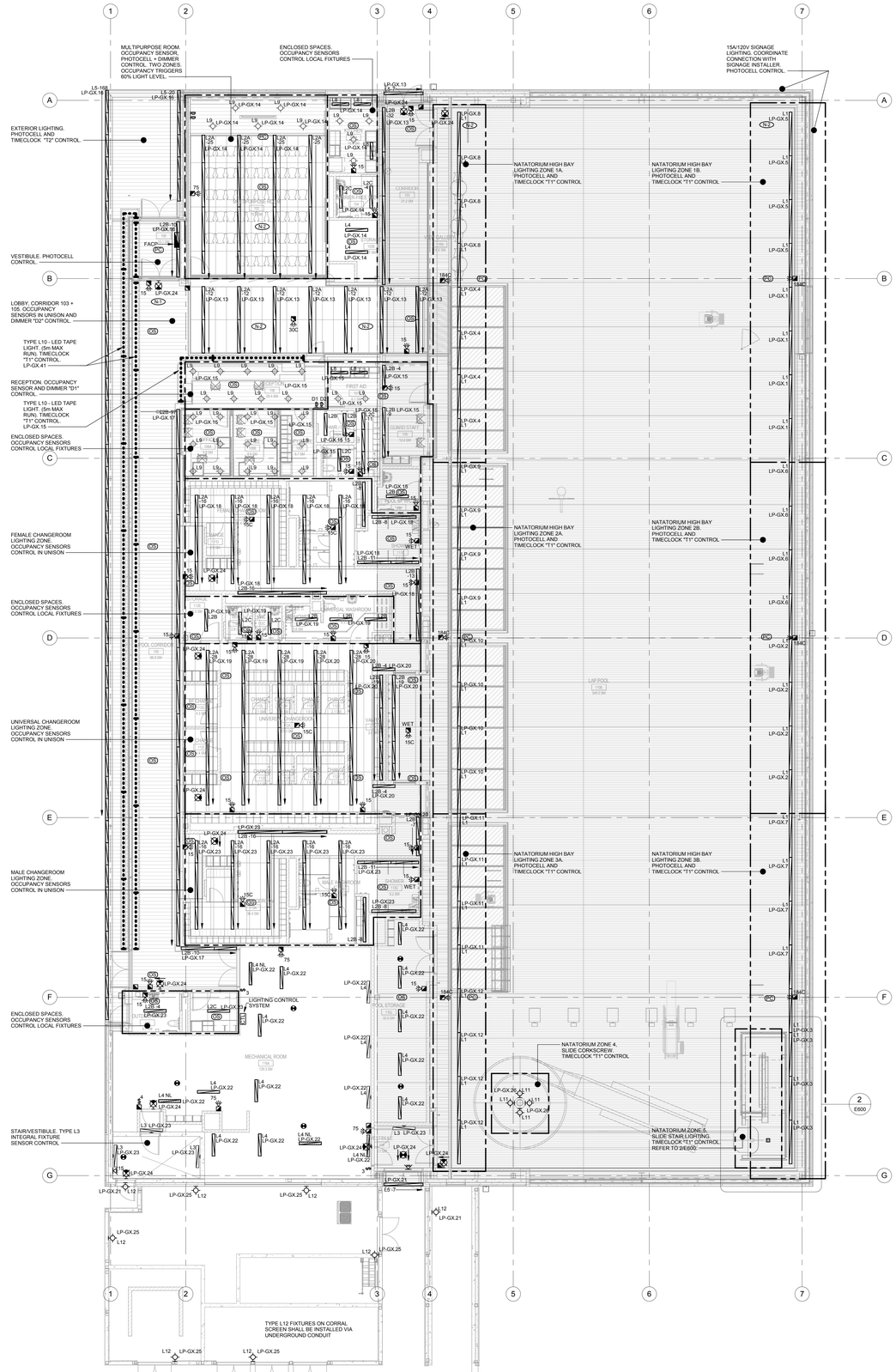

2 E400 LEVEL 1 – LIGHTING AND FIRE ALARM
1 : 100

Contractor must check and verify all dimensions on the job, and report any discrepancies to the Architect before proceeding with the work.

Do not scale this drawing.

REVISIONS AND ISSUES

REV	DESCRIPTION	DATE
1	ISSUED FOR TENDER	2018-03-01

MJMA
maclennan jaunkalns miller architects
425 adelaide street west level 6
toronto ontario m5v 3c1
416 593 6796
www.mjmarchitects.com

TEAL Architects+Planners
1660 Hollis Street, Suite 1101
Halifax, Nova Scotia B3J 1V7
www.tealarchitects.com

CAMPBELL COMEAU ENGINEERING LTD.
STRUCTURAL ENGINEERS
2719 GLADSTONE STREET, SUITE 110
HALIFAX NS, B3K 4W6
T: 902 429 5454 F:902 444 3099

Smith + Andersen
MECHANICAL ENGINEERS
500-4211 Yonge Street
Toronto, Ontario, M2P 2A9
T: 416 487 8151 F: 416 487 9104

Smith + Andersen
ELECTRICAL ENGINEERS
1969 Upper Water Street, Suite 1905
Halifax, Nova Scotia, B3J 3R7
T: 902 440 0981 F: 416 487 9104

Strum Consulting
CIVIL ENGINEERS
Rolside, 1355 Bedford Highway
Bedford, NS B4A 1C5
T: 902 835 5560 F: 902 835 5574

EAST HANTS
We live it!

Municipality of East Hants
Parks, Recreation and Culture
Lloyd E Matheson Centre
15 Commerce Court
Elmsdale, NS B2S 3K5
T: 902 883-7098

KEYPLAN

NORTH ARROW

Smith + Andersen
1969 Upper Water Street Suite 1905 Halifax Nova Scotia B3J 3R7
t 902 334 0335 f 416 487 9104 smithandandersen.com

PROJECT TITLE
East Hants Aquatic Centre

Commerce Court, Elmsdale, NS

DRAWING TITLE
LIGHTING AND FIRE ALARM

SCALE
1 : 100

DATE
2017/04/20

PROJECT NUMBER
17079

DRAWING NUMBER
E400

2/27/2018 12:04:52 PM
A:\BD\17079-EHAC/17079_EAST HANTS_ELECTRICAL_CENTRAL.rvt

Panel: RP-GB

Location: MECHANICAL ROO... **Volts:** 120/208 Wye **A.I.C....**
Supply From: PP-BA **Phases:** 3 **Mains Type:** MLO
Mounting: Surfaced **Wires:** 4 **Mains...** 225 A
Enclosure: Set Enclosure Type **MCB...** 225 A

Smith + Andersen
4211 Yonge St. Suite 500
Toronto, Ontario M2P 2A9
Project Name: East Hants Aquatic Centre
Project No.: 17079

Panel Options: **Feed Through:** **200% Rated Neutral Bus:** **SPD:**
Sub-Feed: **Isolated Ground Bus:**
Main Breaker: **Bolt-On Breaker:**

CCT No.	Info/ Type	Circuit Description	Trip	Poles	A		B		C		Poles	Trip	Circuit Description	Info/ Type	CCT No.
1		MULTIPURPOSE ROOM AV RECEPTACLE	20 A	1	150 VA	450...					1	20 A	MULTIPURPOSE ROOM CONVENIENCE		2
3		MULTIPURPOSE ROOM FLOORBOX	20 A	1			200 VA	50 VA			1	20 A	MULTIPURPOSE ROOM SCREEN		4
5		KITCHEN CONVENIENCE RECEPTACLES	20 A	1					300...	150 VA	1	20 A	KITCHEN EXHAUST		6
7		MICROWAVE RECEPTACLE	20 A	1	150 VA	150...					1	20 A	COFFEE MAKER RECEPTACLE		8
9		FRIDGE RECEPTACLE	20 A	1			150 VA	150 VA			1	20 A	TEA MAKER RECEPTACLE		10
11		DISHWASHER RECEPTACLE	20 A	1					150...	150 VA	1	20 A	WASHROOM GFCI RECEPTACLE		12
13		HAND DRYER + FLUSH VALVE	20 A	1	600 VA	150...					1	20 A	VESTIBULE RECEPTACLE		14
15		FRONT EXTERIOR GFCI RECEPTACLE	20 A	1			150 VA	300 VA			1	20 A	LOBBY TV RECEPTACLES		16
17		LOBBY HOUSEKEEPING RECEPTACLES	20 A	1					600...	600 VA	1	20 A	FEMALE CHANGEROOM HAIR DRYER		18
19		LOBBY TURNSTILE	20 A	1	50 VA	450...					1	20 A	LOBBY CONVENIENCE USB RECEPTACLES		20
21	GFCI	VIEW GALLERY CONVENIENCE RCPTs	20 A	1			300 VA	300 VA			1	20 A	RECEPTION RECEPTACLES		22
23		RECEPTION RECEPTACLES	20 A	1					150...	150 VA	1	20 A	FIRST AID FRIDGE RECEPTACLE		24
25		FIRST AID GFCI RECEPTACLES	20 A	1	300 VA	150...					1	20 A	AED FIRST AID RECEPTACLE		26
27		FEMALE CHANGEROOM HAIR DRYER	20 A	1			600 VA	300 VA			1	20 A	GUARD STAFF RECEPTACLES		28
29		GUARD STAFF RECEPTACLES	20 A	1					300...	0 VA	1	20 A	POOL CONTROL PANEL		30
31		GUARD STAFF HAIRDRYER	20 A	1	600 VA	300...					1	20 A	GUARD STAFF GFCI RECEPTACLES		32
33		GUARD STAFF WASHROOM HAND DRYER	20 A	1			600 VA	150 VA			1	20 A	COPY/STORAGE COPIER RECEPTACLE		34
35		COPY/STORAGE RECEPTACLE	20 A	1					150...	600 VA	1	20 A	OFFICE RECEPTACLES		36
37		FEMALE WASHROOM GFCI RECEPTACLES	20 A	1	300 VA	300...					1	20 A	FEMALE CHANGEROOM GFCI...		38
39		FEMALE WASHROOM HAND DRYER/FV	20 A	1			600 VA	300 VA			1	20 A	FEMALE CHANGEROOM CONVENIENCE		40
41		POOL WASHROOM GFCI RECEPTACLE	20 A	1					150...	300 VA	1	20 A	FEMALE WASHROOM CONVENIENCE		42
43		UNIVERSAL CHANGEROOM W/C RECEP	20 A	1	300 VA	600...					1	20 A	UNIVERSAL CHANGEROOM W/C HAND DRY		44
45		UNIVERSAL CHANGEROOM W/C HAND DRY	20 A	1			600 VA	600 VA			1	20 A	UNIVERSAL WASHROOM HAND DRY		46
47		UNIVERSAL WASHROOM TABLE/LIFT	20 A	1					300...	600 VA	1	20 A	UNIVERSAL CHANGEROOM HAIR DRY		48
49		UNIVERSAL CHANGEROOM HAIR DRY	20 A	1	600 VA	600...					1	20 A	UNIVERSAL CHANGEROOM HAIR DRY		50
51		UNIVERSAL CHANGEROOM HAIR DRY	20 A	1			600 VA	600 VA			1	20 A	UNIVERSAL CHANGEROOM HAIR DRY		52
53		UNIVERSAL CHANGEROOM VANITY RECEP	20 A	1					300...	300 VA	1	20 A	UNIVERSAL CHANGEROOM VANITY RECEP		54
55		UNIVERSAL WASHROOM RECEP+POOL	20 A	1	300 VA	600...					1	20 A	UNIVERSAL CHANGEROOM HOUSEKEEP		56
57		MALE WASHROOM CONVENIENCE	20 A	1			300 VA	300 VA			1	20 A	MALE WASHROOM GFCI RECEPTACLES		58
59		MALE WASHROOM HAIR DRY	20 A	1					600...	600 VA	1	20 A	MALE WASHROOM HAIR DRY		60
61		MALE WASHROOM HAND DRY	20 A	1	600 VA	300...					1	20 A	MALE WASHROOM GFCI RECEPTACLES		62
63		VRF IU-01-4/5/7/8	15 A	2			400 VA	300 VA			2	15 A	VRF IU-01-01/02/03/06		64
65		--	--	--					400...	300 VA	--	--	--		66
67		ACH-01-01	15 A	2	600 VA	600...					1	20 A	HD - POOL WR		68
69		--	--	--			600 VA	4000 VA			1	50 A	RANGE		70
71															72
73															74
75															76
77															78
79						295...					3	100 A	RP-GC		80
81								3141 VA			--	--	--		82
83										2515 VA	--	--	--		84
			Total Load:		12150 W		15591 W		9665 W						
			Total Amps:		104 A		133 A		81 A						

Legend: BAS-Building Automation Systems; SPD-Surge Protection Device; M-Motor; LTS-Lighting
GFCI-Ground Fault Circuit Interrupter; BLO-Breaker Lock-On Device; D.F.-Demand Factor; HID-High Intensity Discharge Lighting Breaker
AFCI-Arc Fault Circuit Interrupter; R.C.-Relay Controlled; REC-Receptacle; D.C.-Direct Connection

Panel: RP-GC

Location: MECHANICAL ROO... **Volts:** 120/208 Wye **A.I.C....**
Supply From: RP-GB **Phases:** 3 **Mains Type:** MLO
Mounting: Surfaced **Wires:** 4 **Mains...** 125 A
Enclosure: Set Enclosure Type **MCB...** 125 A

Smith + Andersen
4211 Yonge St. Suite 500
Toronto, Ontario M2P 2A9
Project Name: East Hants Aquatic Centre
Project No.: 17079

Panel Options: **Feed Through:** **200% Rated Neutral Bus:** **SPD:**
Sub-Feed: **Isolated Ground Bus:**
Main Breaker: **Bolt-On Breaker:**

CCT No.	Info/ Type	Circuit Description	Trip	Poles	A		B		C		Poles	Trip	Circuit Description	Info/ Type	CCT No.
1		FACILITIES OFFICE RECEPTACLES	20 A	1	300 VA	450...					1	20 A	POOL STORAGE/POOL RECEPTACLES		2
3		POOL STORAGE RECEPTACLES	20 A	1			600 VA	450 VA			1	20 A	MECHANICAL ROOM RECEPTACLES		4
5		POOL DECK CONVENIENCE RECEPTACLES	20 A	1					600...	450 VA	1	20 A	POOL DECK CONVENIENCE		6
7		SECURITY	20 A	1	200 VA	200...					1	20 A	ACCESS CONTROL		8
9		SPASH PAD CONTROLLER	20 A	1			200 VA	250 VA			1	20 A	MALE WASHROOM SUIT SPINNER		10
11		UNIVERSAL CHANGEROOM CHILLER	20 A	1					0 VA	500 VA	1	20 A	UNIVERSAL CHANGEROOM SUIT SPINNER		12
13		OUTDOOR W/C HAND DRY	20 A	1	600 VA	300...					1	20 A	OUTDOOR W/C + EXTERIOR RECEP		14
15		VRF BRANCH SELECTORS	20 A	2			15 VA	400 VA			1	20 A	WATER CHILLER		16
17		--	--	--					15 VA	400 VA	1	20 A	WATER CHILLER		18
19		AHU-01-02 ENERGY REC. WHEEL	15 A	1	250 VA	0 VA					1	20 A	AHUs + CU - Maint. RCPT		20
21		SF-01-01	20 A	1			250 VA	501 VA			1	20 A	EF-01-01/02/03		22
23		UNIT HEATERS - LVL 1 MECH	15 A	1					300...	250 VA	2	15 A	FORCE FLOW HEATERS - LEVEL 1		24
25		WATER CHILLER	20 A	1	400 VA	250...					--	--	--		26
27		P-DHWR-01-01	20 A	1			175 VA	300 VA			1	20 A	SOUTH WEST EXTERIOR RECEPTACLE		28
29															30
31															32
33															34
35															36
37															38
39															40
41															42
43															44
45															46
47															48
49															50
51															52
53															54
55															56
57															58
59															60
61															62
63															64
65															66
67															68
69															70
71															72
73															74
75															76
77															78
79															80
81															82
83															84
			Total Load:		2950 W		3141 W		2515 W						
			Total Amps:		25 A		27 A		21 A						

Legend: BAS-Building Automation Systems; SPD-Surge Protection Device; M-Motor; LTS-Lighting
GFCI-Ground Fault Circuit Interrupter; BLO-Breaker Lock-On Device; D.F.-Demand Factor; HID-High Intensity Discharge Lighting Breaker
AFCI-Arc Fault Circuit Interrupter; R.C.-Relay Controlled; REC-Receptacle; D.C.-Direct Connection

Panel: LP-BX

Location: ELECTRICAL ROOM... **Volts:** 120/208 Wye **A.I.C....**
Supply From: PP-BA **Phases:** 3 **Mains Type:** Copper
Mounting: Surfaced **Wires:** 4 **Mains...** 125 A
Enclosure: Set Enclosure Type **MCB...** 125 A

Smith + Andersen
4211 Yonge St. Suite 500
Toronto, Ontario M2P 2A9
Project Name: East Hants Aquatic Centre
Project No.: 17079

Panel Options: **Feed Through:** **200% Rated Neutral Bus:** **SPD:**
Sub-Feed: **Isolated Ground Bus:**
Main Breaker: **Bolt-On Breaker:**

CCT No.	Info/ Type	Circuit Description	Trip	Poles	A		B		C		Poles	Trip	Circuit Description	Info/ Type	CCT No.
1		BASEMENT LIGHTING	20 A	1	1794 VA	881...					3	100 A	LP-GX		2
3		BASEMENT LIGHTING	20 A	1			1458 VA	7372 VA			--	--	--		4
5		EXIT LIGHTING	20 A	1					15 VA	8976 VA	--	--	--		6
7															8
9															10
11															12
13															14
15															16
17															18
19															20
21															22
23															24
25															26
27															28
29															30
31															32
33															34
35															36
37															38
39															40
41															42
			Total Load:		10607 W		8830 W		8991 W						
			Total Amps:		89 A		74 A		75 A						

Legend: BAS-Building Automation Systems; SPD-Surge Protection Device; M-Motor; LTS-Lighting
GFCI-Ground Fault Circuit Interrupter; BLO-Breaker Lock-On Device; D.F.-Demand Factor; HID-High Intensity Discharge Lighting Breaker
AFCI-Arc Fault Circuit Interrupter; R.C.-Relay Controlled; REC-Receptacle; D.C.-Direct Connection

Panel: LP-GX

Location: MECHANICAL ROO... **Volts:** 120/208 Wye **A.I.C....**
Supply From: LP-BX **Phases:** 3 **Mains Type:** Copper
Mounting: Surfaced **Wires:** 4 **Mains...** 125 A
Enclosure: Set Enclosure Type **MCB...** 125 A

Smith + Andersen
4211 Yonge St. Suite 500
Toronto, Ontario M2P 2A9
Project Name: East Hants Aquatic Centre
Project No.: 17079

Panel Options: **Feed Through:** **200% Rated Neutral Bus:** **SPD:**
Sub-Feed: **Isolated Ground Bus:**
Main Breaker: **Bolt-On Breaker:**

CCT No.	Info/ Type	Circuit Description	Trip	Poles	A		B		C		Poles	Trip	Circuit Description	Info/ Type	CCT No.
1		NATATORIUM LIGHTING	20 A	1	864 VA	864...					1	20 A	NATATORIUM LIGHTING		2
3		NATATORIUM LIGHTING	20 A	1			864 VA	864 VA			1	20 A	NATATORIUM LIGHTING		4
5		NATATORIUM LIGHTING	20 A	1					864...	864 VA	1	20 A	NATATORIUM LIGHTING		6
7		NATATORIUM LIGHTING	20 A	1	864 VA	864...					1	20 A	NATATORIUM LIGHTING		8
9		NATATORIUM LIGHTING	20 A	1			864 VA	864 VA			1	20 A	NATATORIUM LIGHTING		10
11		NATATORIUM LIGHTING	20 A	1					864...	864 VA	1	20 A	NATATORIUM LIGHTING		12
13		RECEPTION CORRIDOR LIGHTING	20 A	1	1044 VA	128...					1	20 A	MULTIPURPOSE ROOM LIGHTING		14
15		RECEPTION LIGHTING	20 A	1			816 VA	1027 VA			1	20 A	EXTERIOR LINEAR LIGHT		16
17		POOL CORRIDOR LIGHTING	20 A	1					931...	1183 VA	1	20 A	FEMALE CHANGEROOM LIGHTING		18
19		UNIVERSAL CHANGEROOM LIGHTING	20 A	1	922 VA	948...					1	20 A	UNIVERSAL CHANGEROOM LIGHTING		20
21		EXTERIOR SOUTH	15 A	1			155 VA	1322 VA			1	20 A	MECHANICAL ROOM LIGHTING		22
23		MALE CHANGEROOM LIGHTING	20 A	1					131...	65 VA	1	20 A	EMERGENCY EXIT LIGHTING		24
25		EXTERIOR EQUIPMENT CORRAL	15 A	1	240 VA	872...					1	15 A	SLIDE STAIR + CORKSCREW		26
27		Other	20 A	1			200 VA	225 VA			2	15 A	PARKING LOT POLES		28
29		EXTERIOR BOLLARDS	15 A	2					75 VA	225 VA	--	--	--		30
31		--	--	--	75 VA										32
33															34
35															36
37															38
39		DECK LED TAPE LIGHT	15 A	1			200 VA								40
41		BENCH LED TAPE LIGHT	20 A	1					180...						42
			Total Load:		8813 W		7372 W		8976 W						
			Total Amps:		75 A		61 A		77 A						

Legend: BAS-Building Automation Systems; SPD-Surge Protection Device; M-Motor; LTS-Lighting
GFCI-Ground Fault Circuit Interrupter; BLO-Breaker Lock-On Device; D.F.-Demand Factor; HID-High Intensity Discharge Lighting Breaker
AFCI-Arc Fault Circuit Interrupter; R.C.-Relay Controlled; REC-Receptacle; D.C.-Direct Connection

Switchboard: SWBD-BA

Location: ELECTRICAL ROOM 003 **Volts:** 347/600 Wye **A.I.C. Rating:**
Supply From: **Phases:** 3 **Mains Type:**
Mounting: **Wires:** 4 **Mains Rating:**
Enclosure: **MCB Rating:** 400 A

Notes:

CKT	Circuit Description	# of Poles	Trip Rating	Load	Remarks
1	DP-BA	3	225 A	175900 VA	
2	PP-BA (via TX-BA)	3	90 A	69368 VA	
3	DP-BEA (Via Manual Transfer Switch)	3	50 A	11702 VA	
4	AHU-01-01	3	225 A	161000 VA	
5	AHU-01-02 SUPP./EXH. FANS	3	15 A	7164 VA	
6	CU-01-01	3	20 A	13750 VA	
7	CU-01-02	3	25 A	15000 VA	
8	CU-01-03	3	20 A	6560 VA	
9	EF-B-01 + SF-B-01	3	15 A	0 VA	
10	P-HTG-B-01/02	3	15 A	0 VA	
11	P-HTG-B-03/04	3	25 A	0 VA	
12	P-GLY-B-01/02	3	20 A	0 VA	
13	P-DOM-B-01/02	3	20 A	6401 VA	
14	P-B-FO-01/02	3	15 A	951 VA	
15	BLR-B-01/02	3	15 A	5400 VA	
16					
17					
18					
19					
20	TVSS	3	20 A	100 VA	
				472932 VA	
				455 A	

Legend:

Panel: RP-BA

Location: ELECTRICAL ROOM... **Volts:** 120/208 Wye **A.I.C....**
Supply From: PP-BA **Phases:** 3 **Mains Type:** MLO
Mounting: Surfaced **Wires:** 4 **Mains...** 125 A
Enclosure: Set Enclosure Type **MCB...** 125 A

Smith + Andersen
4211 Yonge St. Suite 500
Toronto, Ontario M2P 2A9
Project Name: East Hants Aquatic Centre
Project No.: 17079

Panel Options: **Feed Through:** **200% Rated Neutral Bus:** **SPD:**
Sub-Feed: **Isolated Ground Bus:**
Main Breaker: **Bolt-On Breaker:**

CCT No.	Info/ Type	Circuit Description	Trip	Poles	A		B		C		Poles	Trip	Circuit Description	Info/ Type	CCT No.
1		CONVENIENCE RECEP BASEMENT MECH	20 A	1	600 VA	375...					1	15 A	FORCE FLOW HEATERS - BASEMENT		2
3		BLR-B-01/02 CONTROLS	20 A	1			300 VA	150 VA			1	20 A	ELECTRICAL ROOM RCPT		4
5															6
7															8
9															10
11															12
13															14
15															16
17															18
19															20
21															22
23															24
25															26
27															28
29															30
31															32
33															34
35															36
37															38
39															40
41															42
			Total Load:		975 W		450 W		0 W						
			Total Amps:		9 A		4 A		0 A						

Legend: BAS-Building Automation Systems; SPD-Surge Protection Device; M-Motor; LTS-Lighting
GFCI-Ground Fault Circuit Interrupter; BLO-Breaker Lock-On Device; D.F.-Demand Factor; HID-High Intensity Discharge Lighting Breaker
AFCI-Arc Fault Circuit Interrupter; R.C.-Relay Controlled; REC-Receptacle; D.C.-Direct Connection

Panel: PP-BA

Location: ELECTRICAL ROOM... **Volts:** 120/208 Wye **A.I.C....**
Supply From: TX-BA **Phases:** 3 **Mains Type:** MLO
Mounting: **Wires:** 4 **Mains...** 400 A
Enclosure: DO NOT USE **MCB...**

Smith + Andersen
4211 Yonge St. Suite 500
Toronto, Ontario M2P 2A9
Project Name: East Hants Aquatic Centre
Project No.: 17079

Panel Options: **Feed Through:** **200% Rated Neutral Bus:** **SPD:**
Sub-Feed: **Isolated Ground Bus:**
Main Breaker: **Bolt-On Breaker:**

CCT No.	Info/ Type	Circuit Description	Trip	Poles	A		B		C		Poles	Trip	Circuit Description	Info/ Type	CCT No.
1		DRY PIPE - AIR COMPRESSOR	15 A	1	400 VA	250...					1	15 A	P-DHWR-B-01		2
3		UNIT HEATERS - BASEMENT	20 A	1			600 VA	600 VA			1	20 A	P-SP-01 (Jockey Pump)		4
5										12150...	3	150 A	RP-GB		6
7		CONVENIENCE RECEP STOR./MAINT.	20 A	1	300 VA	155...					--	--	--		8
9		CONVENIENCE RECEP STOR./MAINT.	20 A	1			150 VA	9665 VA			--	--	--		10
11		RP-BA	100 A	3					975...	0 VA	3	125 A	LIGHTING INVERTER		12
13		--	--	--	450 VA	0 VA					--	--	--		14
15		--	--	--			0 VA	0 VA			--	--	--		16
17		LP-BX (via Lighting Inverter)	150 A	3					106...	225 VA	2	20 A	Other		18
19		--	--	--	8830 VA	225...					--	--	--		20
21		--	--	--			8991 VA								22
23															24
25															26
27															28
29															30
31															32
33															34
35															36
37						0 VA					3	20 A	TVSS		38
39								0 VA			--	--	--		40
41										0 VA	--	--	--		42
			Total Load:		25803 W		19866 W		23705 W						
			Total Amps:		220 A		166 A		202 A						

Legend: BAS-Building Automation Systems; SPD-Surge Protection Device; M-Motor; LTS-Lighting
GFCI-Ground Fault Circuit Interrupter; BLO-Breaker Lock-On Device; D.F.-Demand Factor; HID-High Intensity Discharge Lighting Breaker
AFCI-Arc Fault Circuit Interrupter; R.C.-Relay Controlled; REC-Receptacle; D.C.-Direct Connection

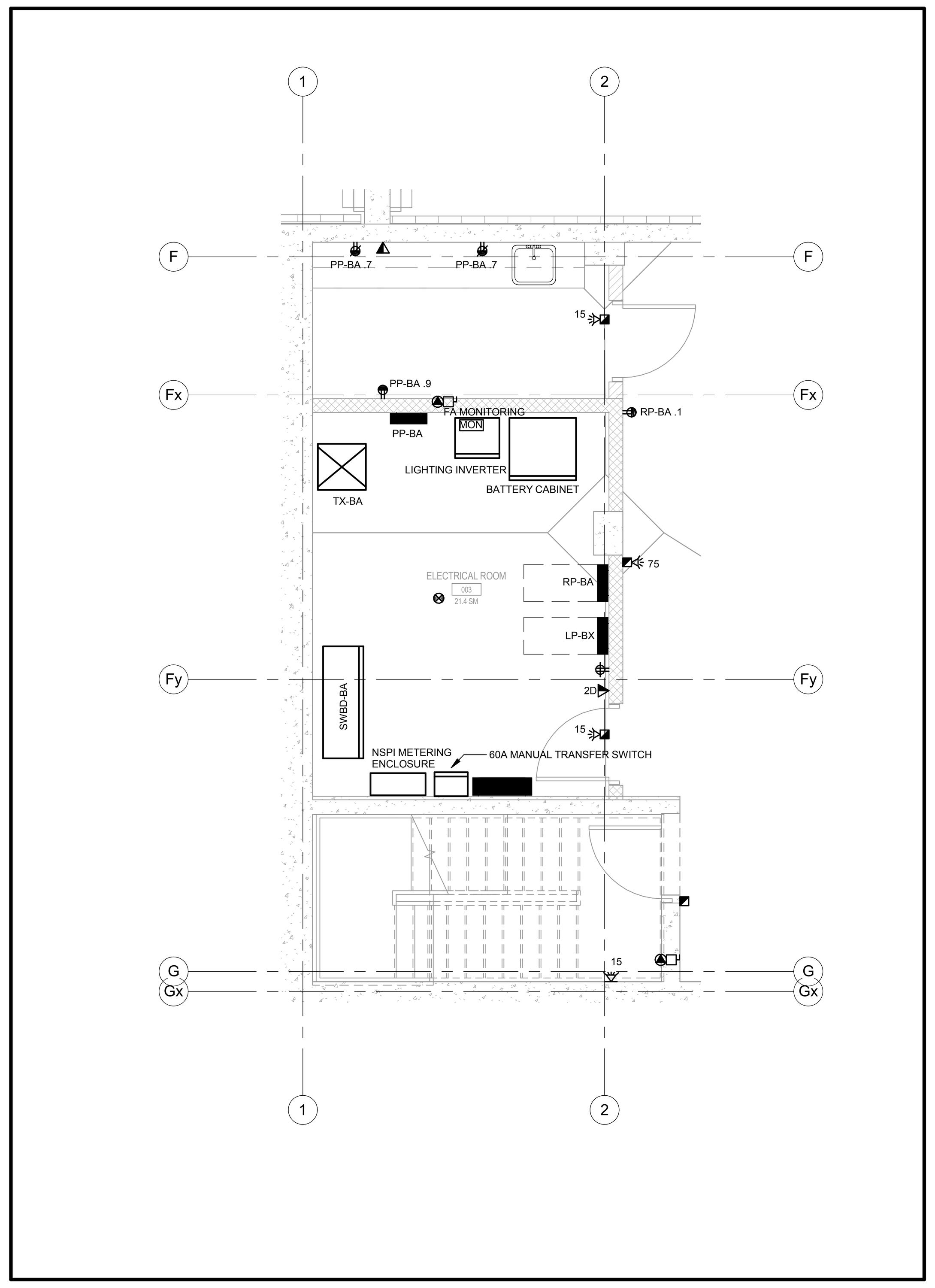

1 E600 ELECTRICAL ROOM 003
1 : 50

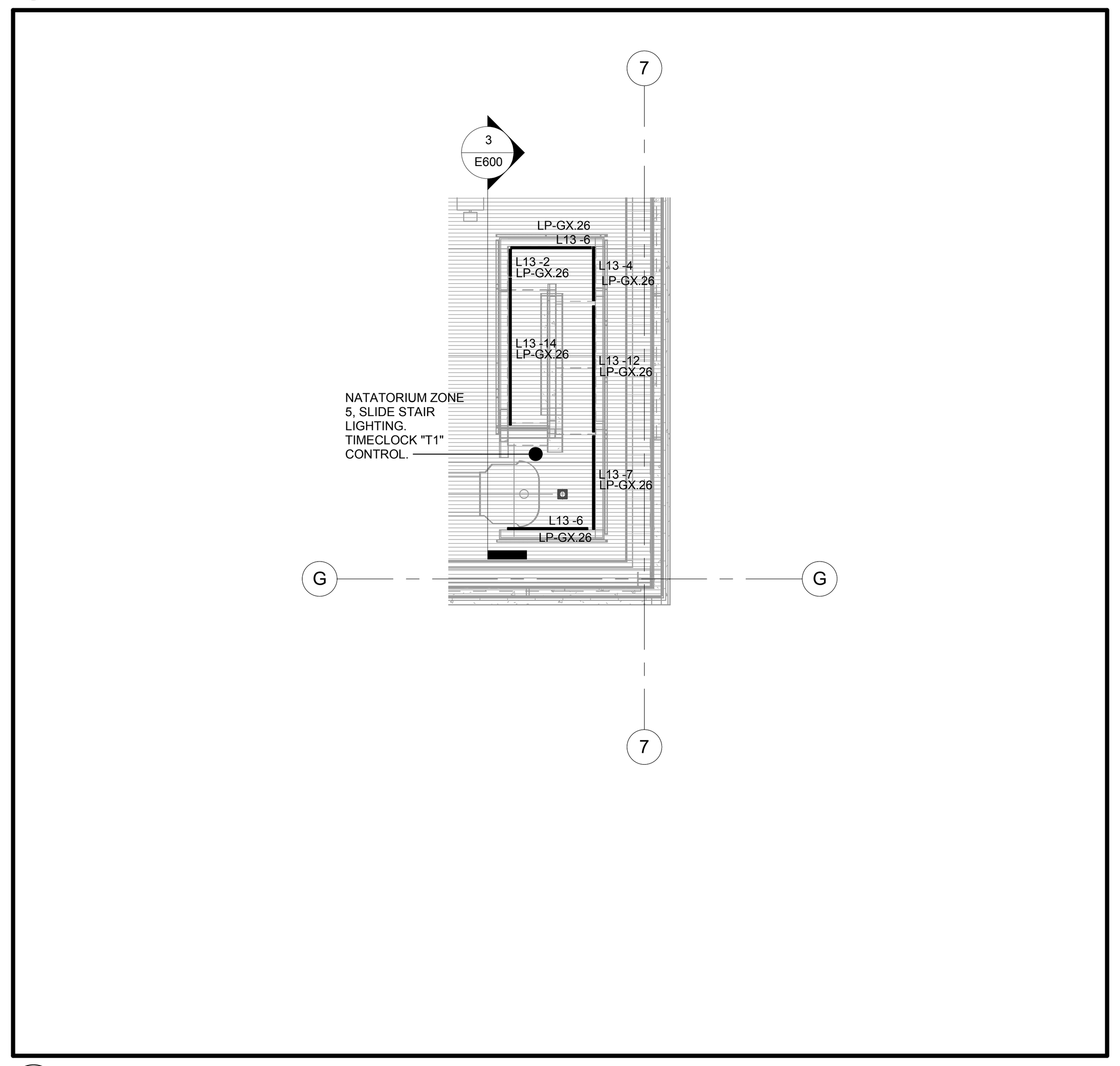

2 E600 SLIDE STAIR LIGHTING – PLAN VIEW
1 : 100

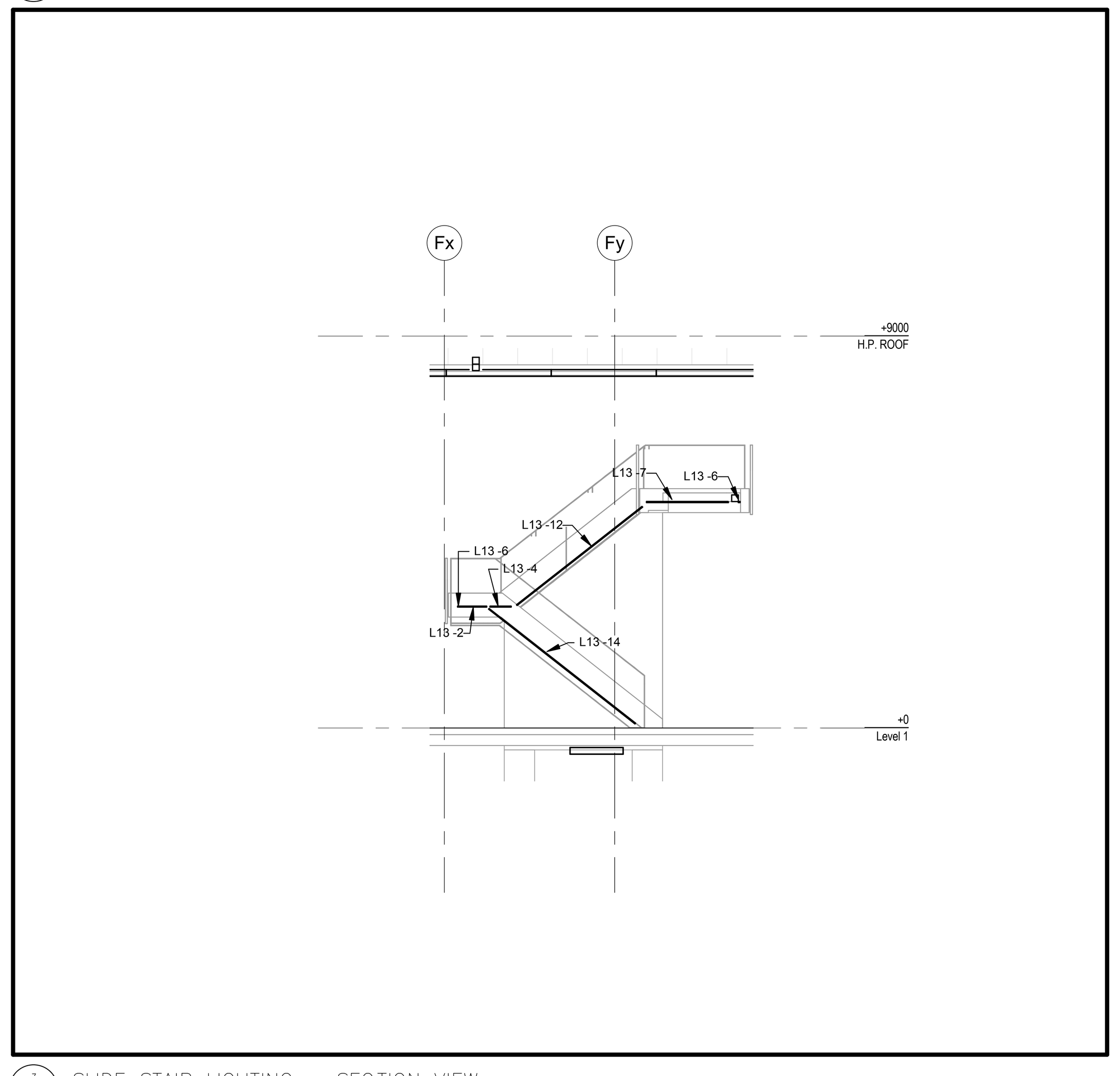

3 E600 SLIDE STAIR LIGHTING – SECTION VIEW
1 : 100

Contractor must check and verify all dimensions on the job, and report any discrepancies to the Architect before proceeding with the work.

Do not scale this drawing.

REVISIONS AND ISSUES

REV	DESCRIPTION	DATE
1	ISSUED FOR TENDER	2018-03-01

MJMA
maclennan jaunkalns miller architects
425 adelaide street west level 6
toronto ontario m5v 3c1
416 593 6796
www.mjmarchitects.com

TEAL Architects+Planners
1660 Hollis Street, Suite 1101
Halifax, Nova Scotia B3J 1V7
www.tealarchitects.com

CAMPBELL COMEAU ENGINEERING LTD.
STRUCTURAL ENGINEERS
2719 GLADSTONE STREET, SUITE 110
HALIFAX NS, B3K 4W6
T: 902 429 5454 F:902 444 3099

Smith + Andersen
MECHANICAL ENGINEERS
500-4211 Yonge Street
Toronto, Ontario, M2P 2A9
T: 416 487 8151 F: 416 487 9104

Smith + Andersen
ELECTRICAL ENGINEERS
1969 Upper Water Street, Suite 1905
Halifax, Nova Scotia, B3J 3R7
T: 902 440 0981 F: 416 487 9104

Strum Consulting
CIVIL ENGINEERS
Railside, 1355 Bedford Highway
Bedford, NS B4A 1C5
T: 902 835 5560 F: 902 835 5574

EAST HANTS
We live it!

Municipality of East Hants
Parks, Recreation and Culture
Lloyd E Matheson Centre
15 Commerce Court
Elmsdale, NS B2S 3K5
T: 902 883-7098

KEYPLAN

NORTH ARROW
TRUE N
PROJECT N

REGISTERED PROFESSIONAL ENGINEER
DATE 2018.03.01
T.W.Hughes
11340
PROVINCE OF NOVA SCOTIA

Smith + Andersen
1969 Upper Water Street Suite 1905 Halifax Nova Scotia B3J 3R7
t 902 334 0335 f 416 487 9104 smithandandersen.com

PROJECT TITLE
East Hants Aquatic Centre

Commerce Court, Elmsdale, NS

DRAWING TITLE
ELECTRICAL PART PLANS AND SCHEDULES

SCALE
As indicated

DATE
2017/04/20

PROJECT NUMBER
17079

DRAWING NUMBER
E600